



US00D955941S

(12) **United States Design Patent**
Buller et al.

(10) **Patent No.:** **US D955,941 S**
(45) **Date of Patent:** **** Jun. 28, 2022**

(54) **VEHICLE FRONT LOWER BUMPER FASCIA**

(71) Applicant: **GM GLOBAL TECHNOLOGY OPERATIONS LLC**, Detroit, MI (US)

(72) Inventors: **Rebecka A Buller**, Pleasant Ridge, MI (US); **Eduardo H. Mine**, Sterling Heights, MI (US)

(73) Assignee: **GM Global Technology Operations LLC**, Detroit, MI (US)

(**) Term: **15 Years**

(21) Appl. No.: **29/770,629**

(22) Filed: **Feb. 15, 2021**

(51) **LOC (13) Cl.** **12-16**

(52) **U.S. Cl.**
USPC **D12/169**

(58) **Field of Classification Search**
USPC D12/169, 164, 196, 171, 86, 90-92;
296/180.1, 180.2
CPC B60R 19/02; B60R 19/04; B62D 25/08
See application file for complete search history.

(56) **References Cited**

U.S. PATENT DOCUMENTS

D717,703 S	11/2014	Munson et al.
D720,668 S	1/2015	Pevovar et al.
D745,837 S	12/2015	Smith et al.
D749,021 S	2/2016	Boniface et al.
D753,034 S	4/2016	Thole et al.
D753,559 S	4/2016	McMahan et al.
D753,560 S	4/2016	McMahan et al.
D771,532 S	11/2016	Kapitonov
D771,533 S	11/2016	Kapitonov
D772,766 S	11/2016	Kozub et al.
D772,767 S	11/2016	Kim
D775,007 S	12/2016	Thole et al.

D775,010 S	12/2016	Kim et al.
D776,583 S	1/2017	Scheer et al.
D786,149 S	5/2017	Pevovar et al.
D787,990 S	5/2017	Kozub et al.
D792,293 S	7/2017	McCabe et al.
D792,295 S	7/2017	McCabe et al.
D792,815 S	7/2017	Kozub
D792,816 S	7/2017	Kozub
D793,292 S	8/2017	Lee
D793,293 S	8/2017	Lee et al.
D793,296 S	8/2017	Smith et al.
D793,297 S	8/2017	Smith et al.
D793,301 S	8/2017	Kozub
D793,302 S	8/2017	Kozub
D798,204 S	9/2017	Mainville
D802,496 S	11/2017	Mainville
D811,957 S	3/2018	Whitla et al.
D811,960 S	3/2018	Nakamura
D811,964 S	3/2018	Perkins
D812,526 S	3/2018	Zipfel et al.
D812,527 S	3/2018	Perkins

(Continued)

Primary Examiner — Melody N Brown


(57) **CLAIM**

The ornamental design for a vehicle front lower bumper fascia, as shown and described.

DESCRIPTION

FIG. 1 is a front and left side perspective view of a vehicle front lower bumper fascia showing our new design; FIG. 2 is a front elevation view thereof; FIG. 3 is a left side elevation view thereof; FIG. 4 is a right side elevation view thereof; FIG. 5 is a top plan view thereof; FIG. 6 is a rear elevation view thereof; and, FIG. 7 is a bottom plan view thereof. The broken lines in the drawings depict portions of the vehicle front lower bumper fascia that form no part of the claimed design.

1 Claim, 7 Drawing Sheets



(56)

References Cited

U.S. PATENT DOCUMENTS

D812,528 S	3/2018	Nakamura	D855,508 S	8/2019	Wilkins et al.
D813,109 S	3/2018	Zipfel et al.	D855,509 S	8/2019	Wilkins
D813,734 S	3/2018	Nakamura	D856,204 S	8/2019	Kapitonov
D814,369 S	4/2018	Loeb	D856,206 S	8/2019	De Leon
D816,558 S	5/2018	McMahan et al.	D856,864 S	8/2019	Kapitonov
D816,559 S	5/2018	McMahan et al.	D856,874 S	8/2019	Kozub
D816,561 S	5/2018	McMahan	D856,875 S	8/2019	Kozub
D816,562 S	5/2018	Whitla et al.	D860,075 S	9/2019	Riggs et al.
D816,564 S	5/2018	Kim	D860,076 S	9/2019	Bartels et al.
D816,566 S	5/2018	Loeb	D860,078 S	9/2019	O'Donnell et al.
D818,406 S	5/2018	McMahan et al.	D862,337 S	10/2019	Pinazzo et al.
D820,173 S	6/2018	McMahan	D863,140 S	10/2019	Wilkins et al.
D820,174 S	6/2018	Whitla et al.	D863,147 S	10/2019	Zipfel
D821,941 S	7/2018	Mack et al.	D863,149 S	10/2019	Luke et al.
D821,950 S	7/2018	Kozub	D863,150 S	10/2019	Krieg et al.
D822,550 S	7/2018	Wassell et al.	D863,152 S	10/2019	Kozub
D826,114 S	8/2018	Smith et al.	D864,057 S	10/2019	Krieg et al.
D826,803 S	8/2018	Smith et al.	D867,232 S	11/2019	Izard
D837,109 S	1/2019	Kozub et al.	D868,639 S	12/2019	Wilkins et al.
D840,293 S	2/2019	Koo et al.	D868,650 S	12/2019	Gifford
D841,532 S	2/2019	Koo et al.	D868,651 S	12/2019	Gifford
D843,275 S	3/2019	Koo et al.	D868,656 S	12/2019	De Leon
D845,187 S	4/2019	Pinazzo et al.	D870,619 S	12/2019	Gifford
D845,190 S	4/2019	Zipfel	D873,733 S	1/2020	Kozub
D845,196 S	4/2019	Kozub	D874,362 S	2/2020	Izard
D847,042 S	4/2019	Pinazzo et al.	D877,001 S	3/2020	Izard
D847,044 S	4/2019	Zipfel	D877,002 S	3/2020	Izard
D847,704 S	5/2019	Zipfel	D877,003 S	3/2020	Izard
D847,705 S	5/2019	Zipfel	D877,004 S	3/2020	Wilkins et al.
D847,707 S	5/2019	Park Cheng et al.	D877,007 S	3/2020	Zipfel
D847,714 S	5/2019	Mack et al.	D877,009 S	3/2020	Luke et al.
D848,318 S	5/2019	McMahan et al.	D881,083 S	4/2020	Blanski et al.
D848,322 S	5/2019	Mack et al.	D882,466 S	4/2020	Yong et al.
D848,323 S	5/2019	Mack et al.	D885,265 S	5/2020	Zipfel
D848,324 S	5/2019	Thurber et al.	D887,323 S	6/2020	Zipfel
D848,325 S	5/2019	Thurber et al.	D889,331 S	7/2020	O'Donnell et al.
D850,989 S	6/2019	Kozub	D892,003 S	8/2020	Zipfel
D851,555 S	6/2019	Whitla et al.	D894,060 S	8/2020	Izard
D851,556 S	6/2019	Thurber et al.	D894,061 S	8/2020	Zipfel
D851,557 S	6/2019	Thurber et al.	D902,802 S	11/2020	Choi et al.
D851,560 S	6/2019	Yong et al.	D902,803 S	11/2020	Choi et al.
D851,561 S	6/2019	Yong et al.	D902,817 S	11/2020	Choi et al.
D853,904 S	7/2019	Koo et al.	D902,818 S	11/2020	Choi et al.
D854,979 S	7/2019	Krieg et al.	D903,567 S	12/2020	Choi et al.
			D918,100 S *	5/2021	Izard D12/169
			D922,920 S *	6/2021	Theis D12/169

* cited by examiner

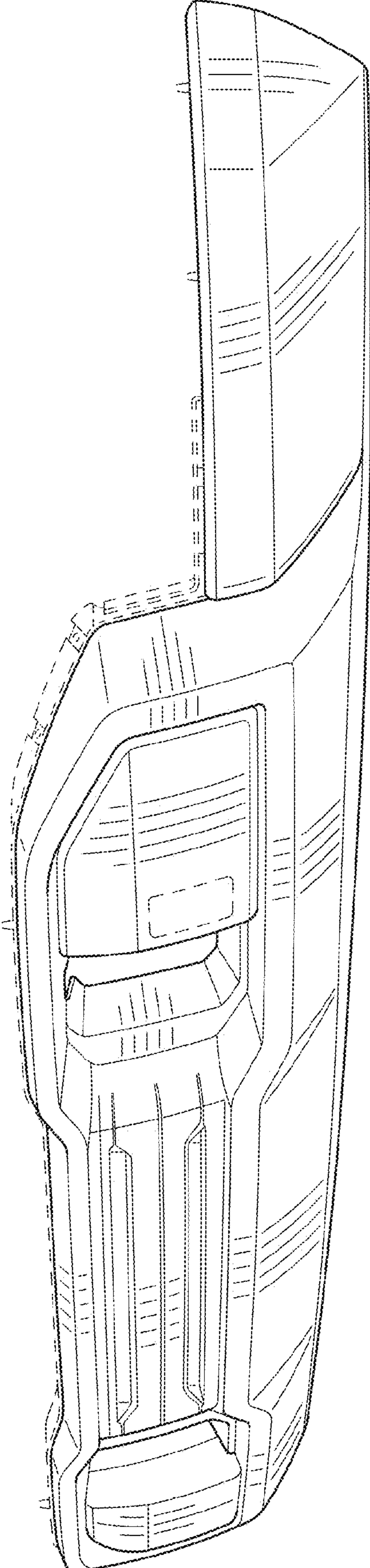


FIG. 1

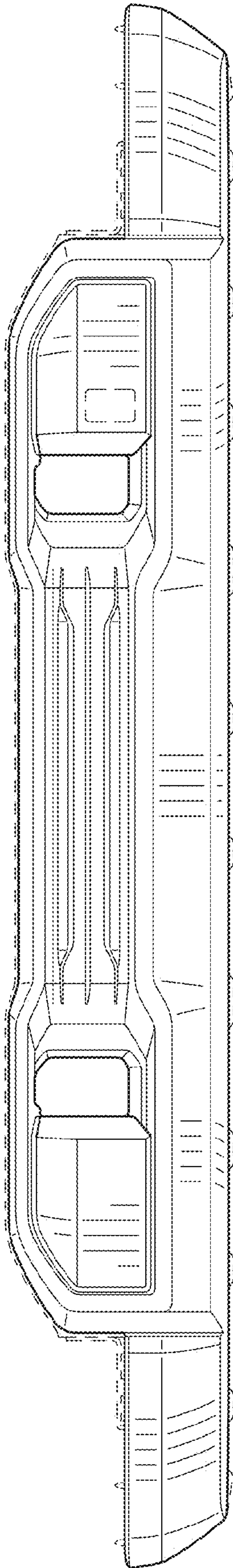


FIG. 2

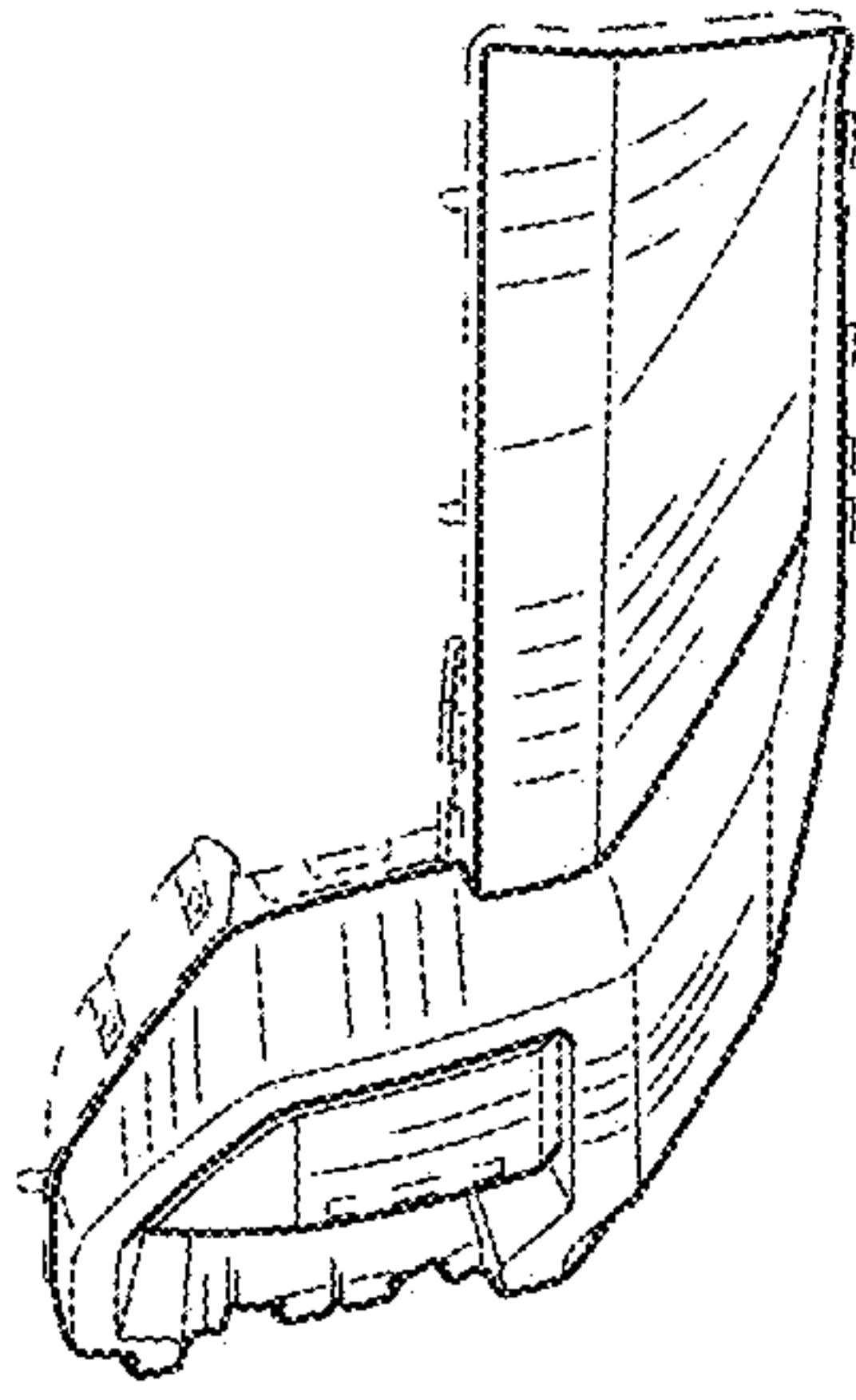


FIG. 3

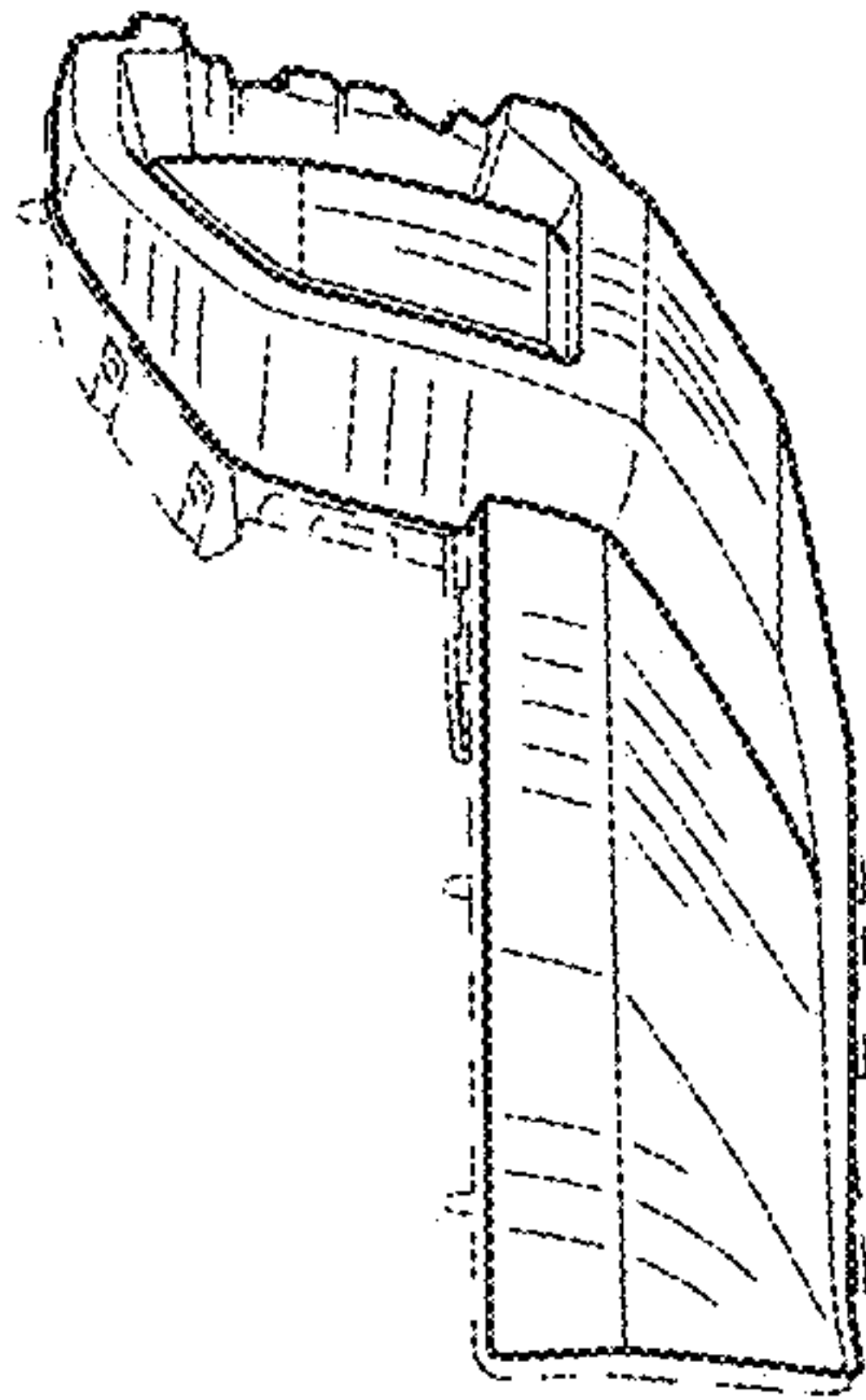


FIG. 4

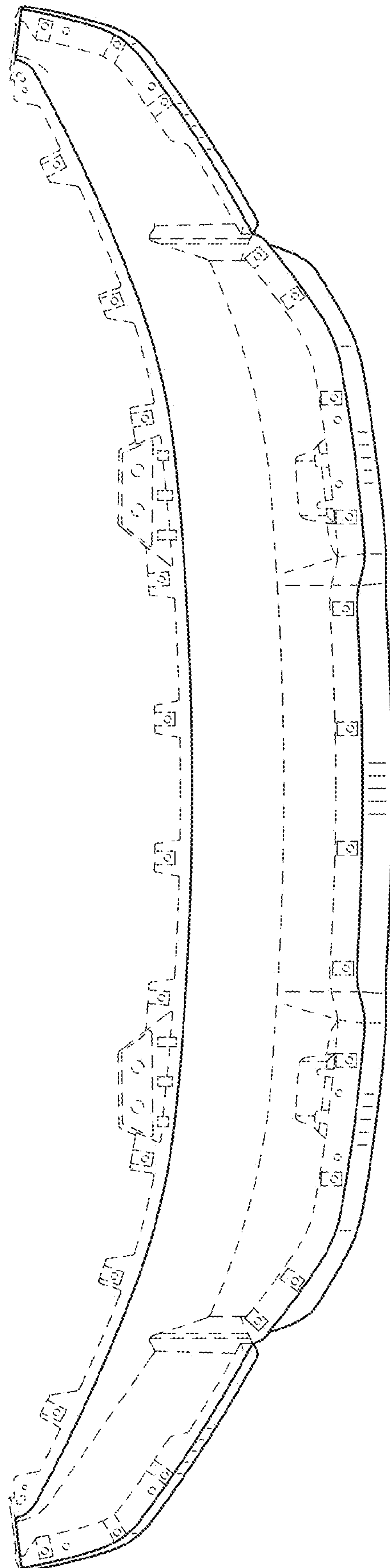


FIG. 5

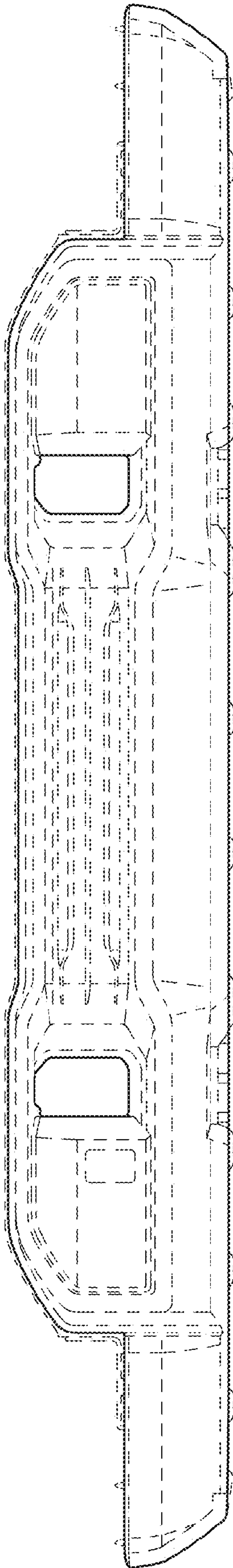


FIG. 6

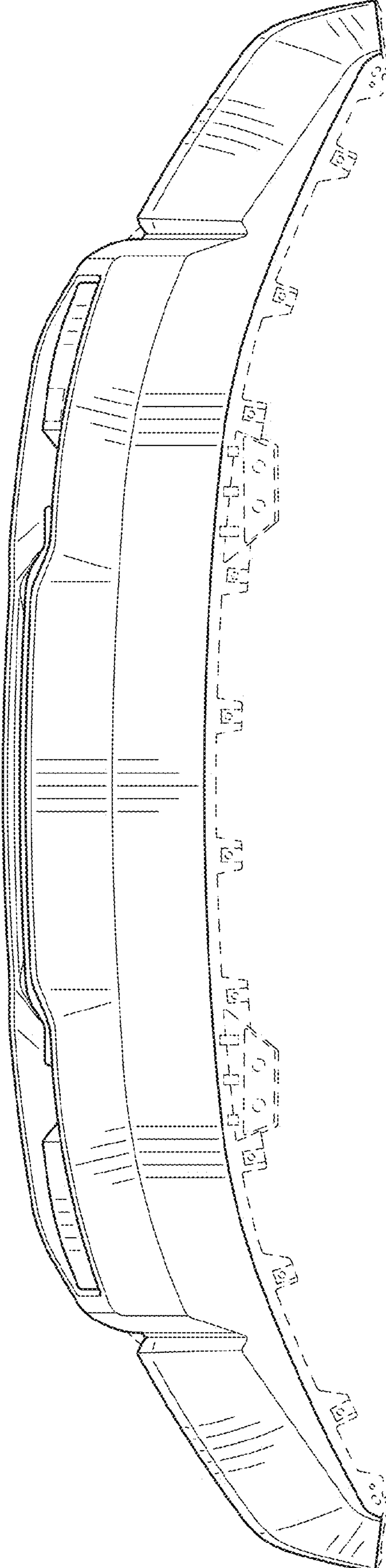


FIG. 7