



US00D955925S

(12) **United States Design Patent**
Steadman et al.

(10) **Patent No.:** **US D955,925 S**
(45) **Date of Patent:** **** Jun. 28, 2022**

(54) **RACING BICYCLE HANDLEBARS**

(71) Applicant: **Group Lotus Limited**, Norfolk (GB)

(72) Inventors: **Andrew Steadman**, Norfolk (GB);
Alexandre Tynemouth, Norfolk (GB)

(73) Assignee: **GROUP LOTUS LIMITED**, Norfolk (GB)

(**) Term: **15 Years**

(21) Appl. No.: **29/701,108**

(22) Filed: **Aug. 8, 2019**

(51) **LOC (13) Cl.** **12-11**

(52) **U.S. Cl.**
USPC **D12/114**

(58) **Field of Classification Search**
USPC D12/114, 117, 118, 111, 178; D21/694,
D21/697, 667, 432; D8/303
CPC B62K 21/12; B62K 21/16; B62K 21/18;
B62K 21/26; B62K 21/125; B62K 19/16;
B62K 19/32; B62K 19/40
See application file for complete search history.

(56) **References Cited**

U.S. PATENT DOCUMENTS

D297,133 S *	8/1988	Modolo	D12/118
4,969,374 A *	11/1990	Borromeo	F16B 2/08
				74/551.1
5,083,476 A *	1/1992	Borromeo	B62K 21/12
				74/551.1
5,146,809 A *	9/1992	Ruana	B62K 21/26
				74/551.9
D334,164 S *	3/1993	Klieber	74/551.1
5,224,396 A *	7/1993	Lobbezoo	B62K 21/125
				403/344
5,524,506 A *	6/1996	Terry	B62K 21/12
				74/551.1
5,758,548 A *	6/1998	Smith	B62K 21/125
				74/551.1

D521,420 S *	5/2006	Cobb	D12/118
D634,378 S *	3/2011	Iverson	D21/694
D675,132 S *	1/2013	Colp	D12/118
D758,510 S *	6/2016	Hsieh	D21/694
D774,986 S *	12/2016	Salvioli Mariani	D12/118
9,862,450 B2 *	1/2018	Meggiolan	B62K 21/12
D830,926 S *	10/2018	Eade	B62K 21/125
				D12/178
D925,418 S *	7/2021	Steadman	D12/178
2005/0166704 A1 *	8/2005	Huang	B62J 11/00
				74/551.8
2008/0168857 A1 *	7/2008	Chiang	B62K 21/12
				74/551.1
2010/0000369 A1 *	1/2010	Cote	B62K 21/125
				74/551.8
2015/0151809 A1 *	6/2015	Li	B62K 21/16
				74/551.1

(Continued)

Primary Examiner — Michelle E. Wilson

Assistant Examiner — Clese Moore, Jr.

(74) *Attorney, Agent, or Firm* — Mark H. Whittenberger;
Holland & Knight LLP

(57) **CLAIM**

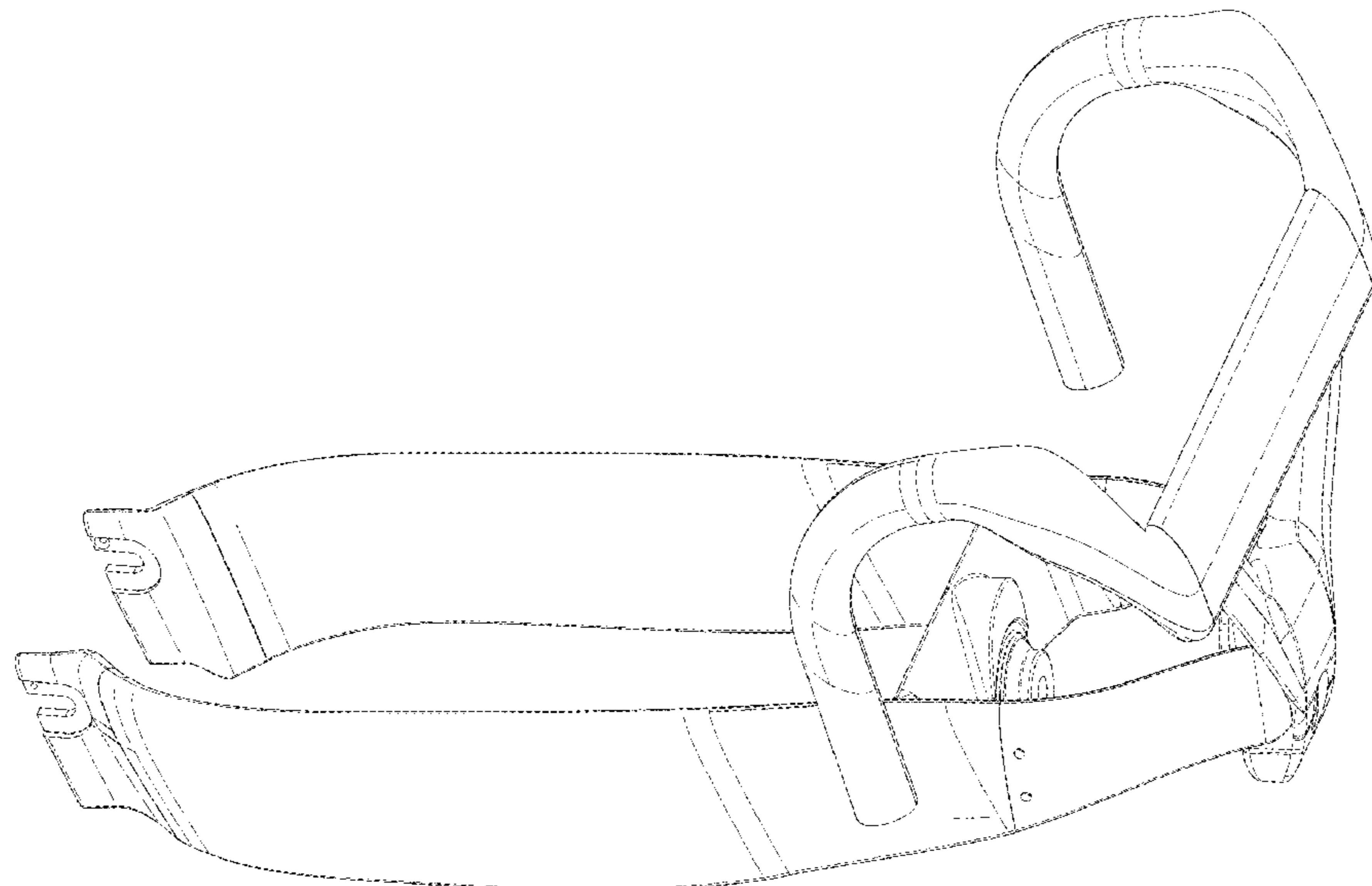
The ornamental design for racing bicycle handlebars, as shown and described.

DESCRIPTION

FIG. 1 is a front perspective view of the racing bicycle handlebars in accordance with the present invention; FIG. 2 is a front elevational view thereof; FIG. 3; is a left side elevational view thereof, the right side being a mirror image thereof; and, FIG. 4 is a top plan view thereof, the bottom being unadorned.

The broken lines illustrate portions of the racing bicycle handlebars that form no part of the claimed design. The broken lines showing crosshair symbols in FIGS. 3-4 form no part of the claimed design.

1 Claim, 4 Drawing Sheets



(56)

References Cited

U.S. PATENT DOCUMENTS

2017/0197682	A1*	7/2017	Heder	B62K 21/26
2018/0304956	A1*	10/2018	Sheff	B62K 21/12
2018/0334217	A1*	11/2018	Li	B62K 21/22
2019/0367115	A1*	12/2019	Kimmel	B62K 19/40
2019/0367121	A1*	12/2019	Vandermolen	B60T 11/046
2019/0375478	A1*	12/2019	Sheff	B62K 21/12

* cited by examiner



FIG. 1

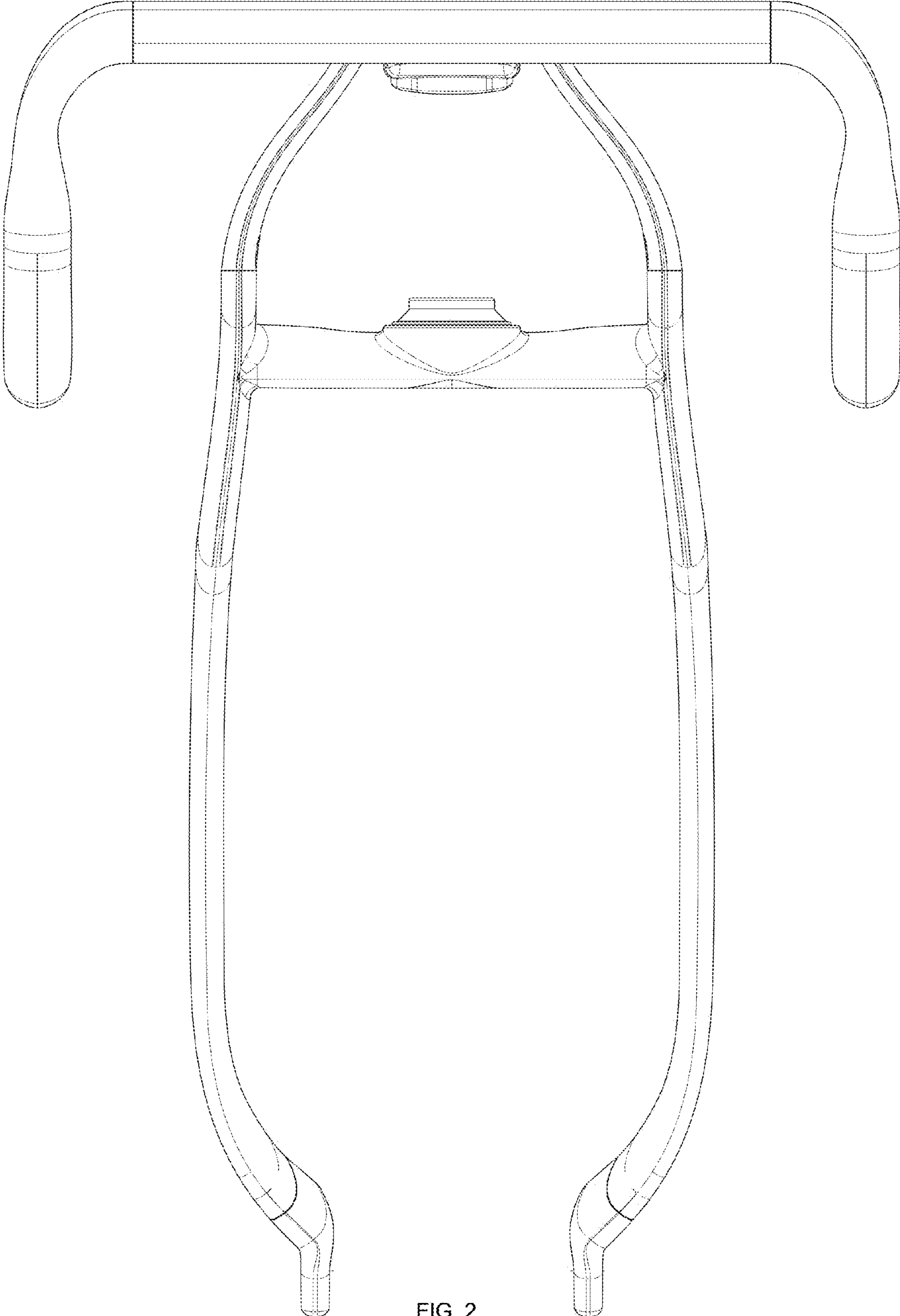


FIG. 2




FIG. 3

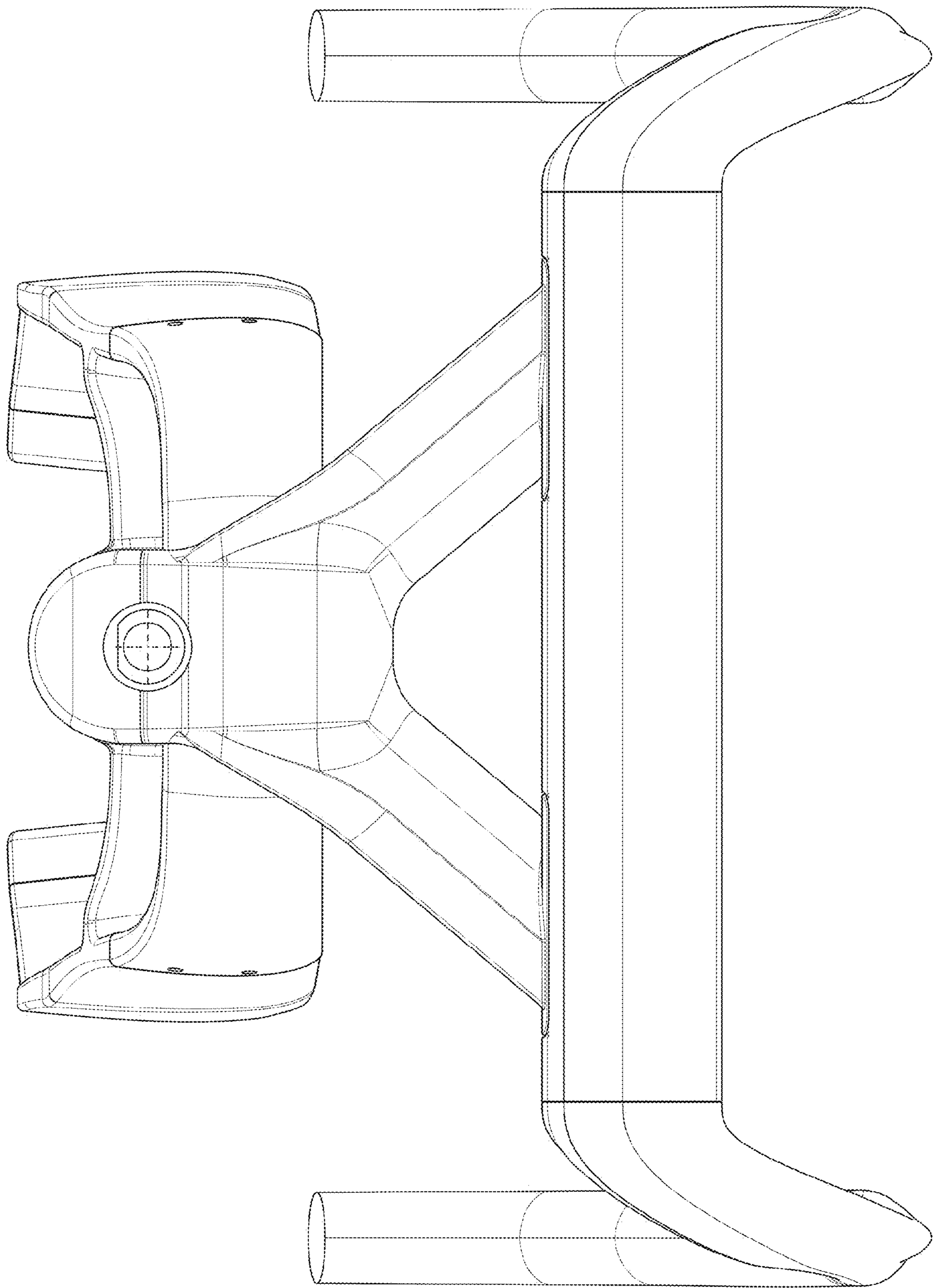


FIG. 4