



US00D955913S

(12) **United States Design Patent** (10) **Patent No.:** **US D955,913 S**  
**Kelly** (45) **Date of Patent:** **\*\* Jun. 28, 2022**

(54) **WRISTBAND** 4,856,112 A \* 8/1989 Effie ..... A41D 13/08  
D2/612

(71) Applicant: **Taggert M. Kelly**, Spring Lake, MI (US) D335,023 S \* 4/1993 Hutcheson ..... D2/612  
5,305,470 A \* 4/1994 McKay ..... A41D 20/005  
2/171.2

(72) Inventor: **Taggert M. Kelly**, Spring Lake, MI (US) 5,318,371 A \* 6/1994 Niewulis ..... A63B 71/00  
2/160

(\*\*) Term: **15 Years** D369,893 S \* 5/1996 Thrussell ..... D29/120.1  
5,704,067 A \* 1/1998 Brady ..... A41D 20/00  
273/DIG. 26

(21) Appl. No.: **29/829,828** D438,374 S \* 3/2001 Hayman ..... D3/215  
D548,845 S \* 8/2007 Pfeiffer ..... D24/190  
D569,577 S \* 5/2008 Barker ..... D2/614

(22) Filed: **Mar. 8, 2022** D594,161 S \* 6/2009 Worden ..... D29/121.1  
D655,496 S \* 3/2012 Lamey ..... D3/215  
D660,520 S \* 5/2012 Glenn ..... D29/120.1  
D744,662 S \* 12/2015 Stevens ..... D3/215  
9,468,243 B2 \* 10/2016 Rothschild ..... A41D 20/00  
D785,318 S \* 5/2017 Holmes ..... D3/215  
D847,133 S \* 4/2019 Catania ..... D14/344  
D861,885 S \* 10/2019 McEwen ..... D24/190  
D874,660 S \* 2/2020 Cox ..... D24/190

**Related U.S. Application Data**

(62) Division of application No. 29/801,936, filed on Aug. 2, 2021, now Pat. No. Des. 945,302, which is a division of application No. 29/625,955, filed on Nov. 14, 2017, now abandoned.

(51) **LOC (13) Cl.** ..... **11-01**  
(52) **U.S. Cl.**  
USPC ..... **D11/3; D2/612**

(58) **Field of Classification Search**  
USPC ..... D2/611, 621, 623; D3/215; D10/31, 32, D10/38, 39; D11/3-6, 17-25; D14/344; D24/190; D29/120.1, 121.1, 121.2  
CPC .... A44C 5/12; A44C 5/14; A44C 5/16; A44C 5/18; A44C 5/22; A44C 5/0053; A44C 5/0069; A44C 5/0076; A44C 5/0084; A44C 5/0007; A44C 5/003; A44C 5/0061; A44C 5/142; A44C 5/147; A44C 5/185; G09F 3/005; A41D 13/088; A41D 20/00; A41D 20/005; A41D 2400/48  
See application file for complete search history.

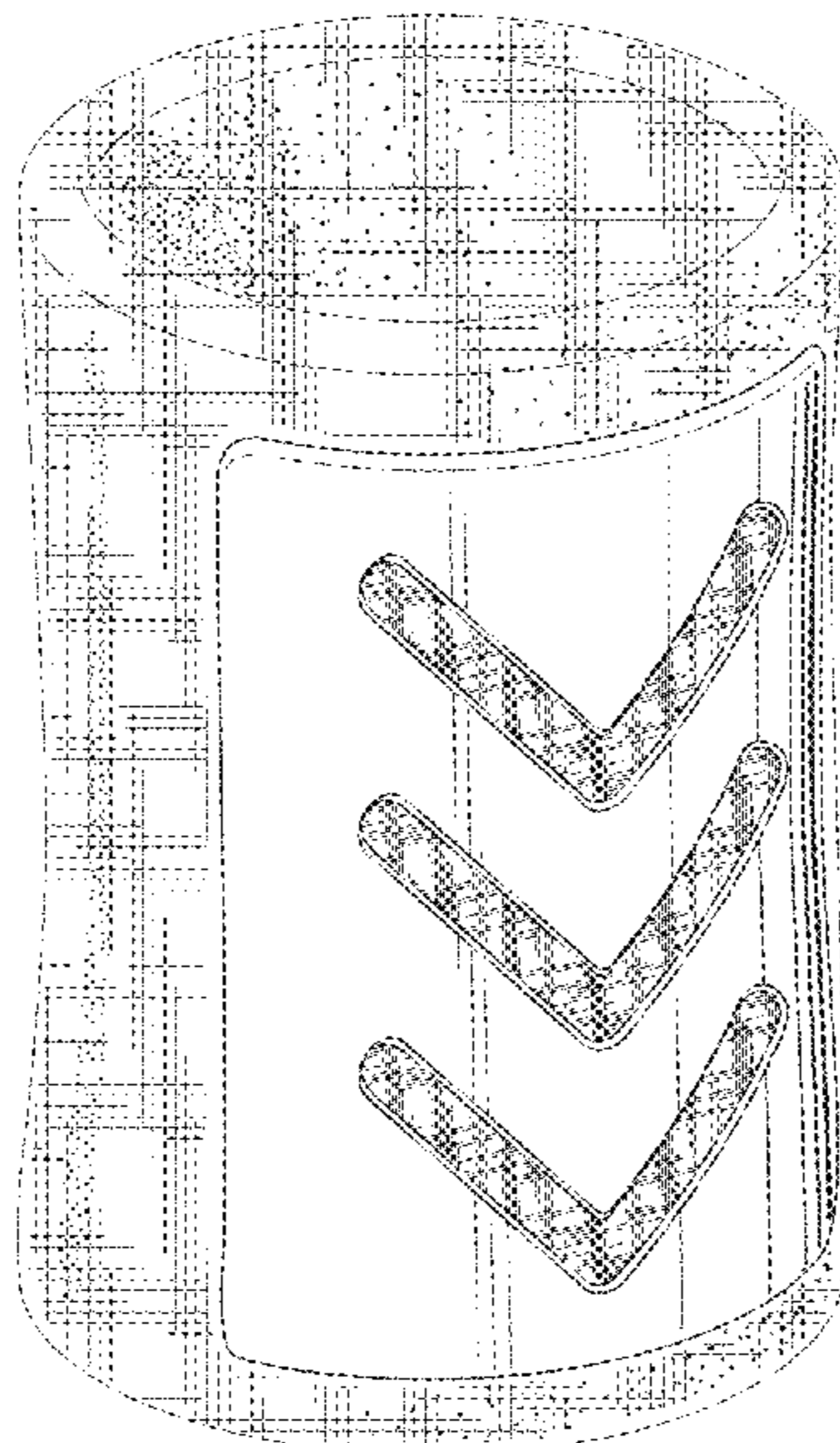
(56) **References Cited**  
U.S. PATENT DOCUMENTS  
D3,946 S \* 3/1870 Seldis ..... D2/611  
4,164,910 A \* 8/1979 Feiler ..... A63B 71/0672  
273/DIG. 26

(Continued)  
*Primary Examiner* — Richard Kearney  
(74) *Attorney, Agent, or Firm* — King & Partners, PLC

(57) **CLAIM**  
The ornamental design for a wristband, as shown and described.

**DESCRIPTION**  
FIG. 1 is a front perspective view of a wristband, showing my new design.  
FIG. 2 is a left side view of the wristband of FIG. 1. It will be understood that a right side view is a mirror image of the left side view.  
FIG. 3 is a front view of the wristband of FIG. 1; and, FIG. 4 is a top plan view of the wristband of FIG. 1. It will be understood that a bottom plan view is a mirror image of the top plan view.

**1 Claim, 2 Drawing Sheets**



(56)

**References Cited**

U.S. PATENT DOCUMENTS

D876,018 S \* 2/2020 Dulude ..... D2/909  
D945,302 S \* 3/2022 Kelly ..... D2/612  
2011/0167536 A1\* 7/2011 Kellerhals ..... A45C 1/04  
224/267  
2012/0031938 A1\* 2/2012 Ballew ..... A63B 71/12  
224/267  
2016/0262470 A1\* 9/2016 Blythe ..... D04B 1/12  
2020/0029636 A1\* 1/2020 Kelly ..... A41D 20/00

\* cited by examiner

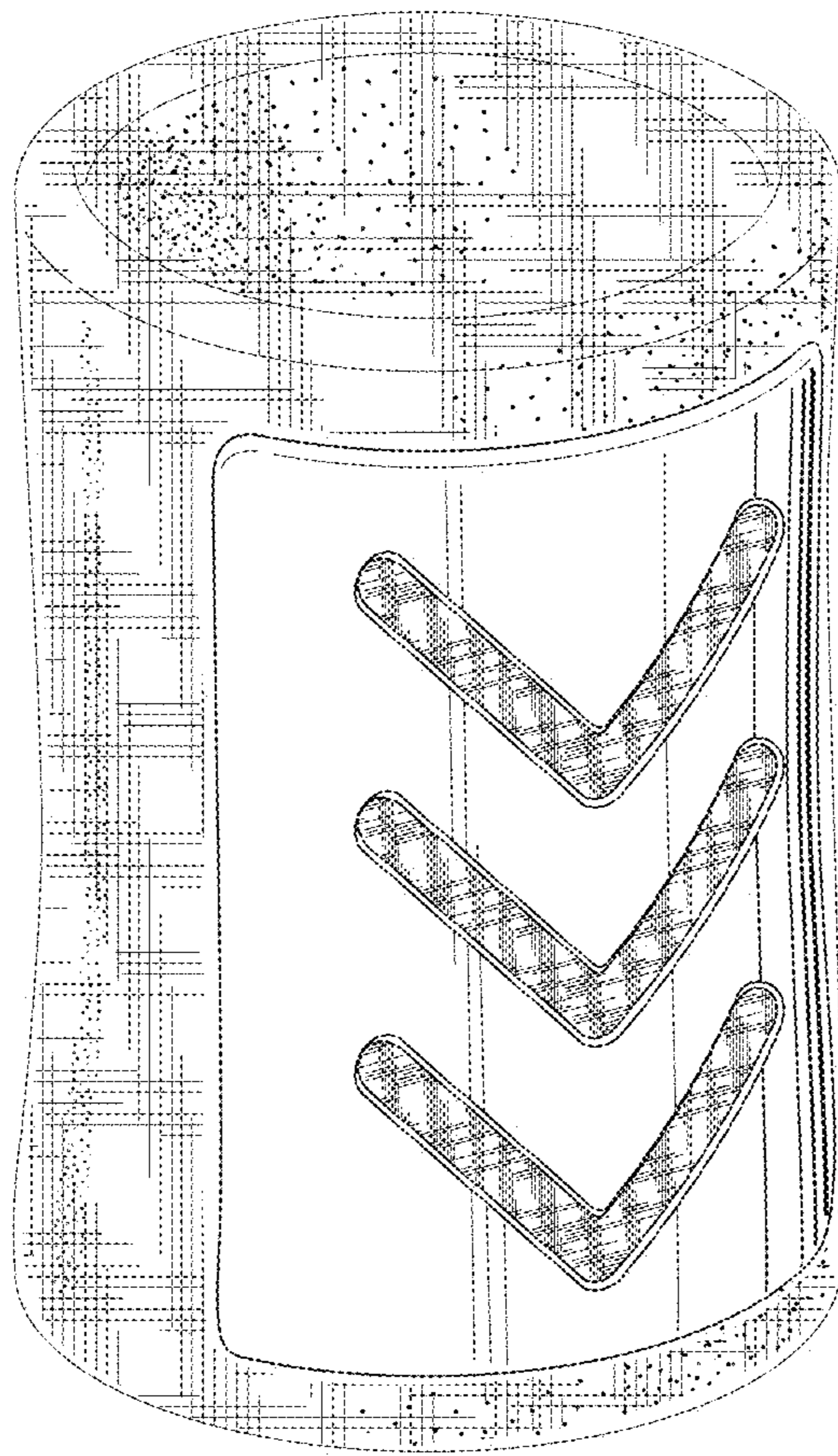


Fig. 1






Fig. 2

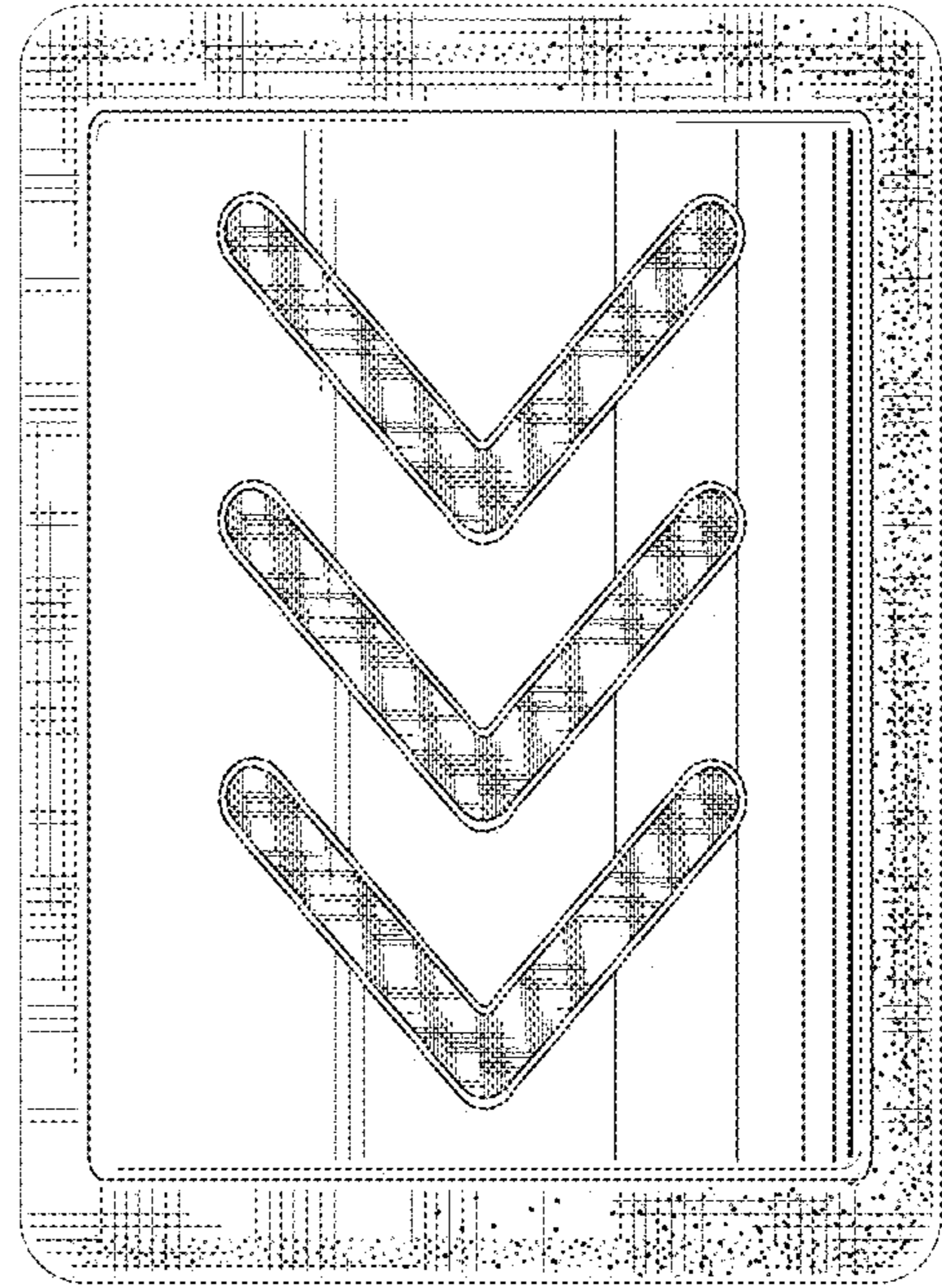


Fig. 3

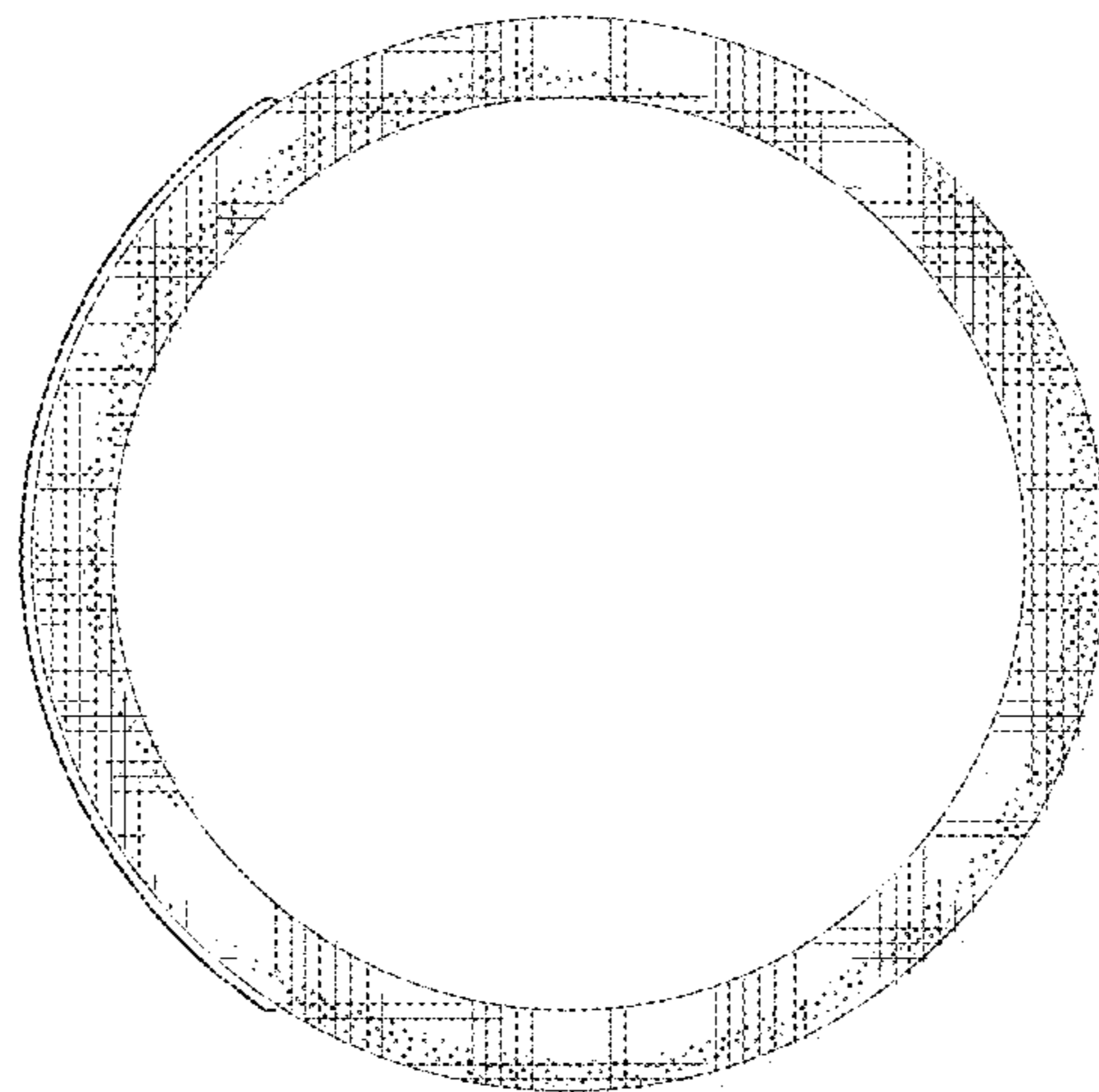


Fig. 4