



US00D955911S

(12) **United States Design Patent**  
**Cai**

(10) **Patent No.:** **US D955,911 S**  
(45) **Date of Patent:** **\*\* Jun. 28, 2022**

- (54) **WATCH STRAP**
- (71) Applicant: **Shuanglong Cai**, Shenzhen (CN)
- (72) Inventor: **Shuanglong Cai**, Shenzhen (CN)
- (\*\*) Term: **15 Years**
- (21) Appl. No.: **29/780,507**
- (22) Filed: **Apr. 25, 2021**
- (51) **LOC (13) Cl.** ..... **11-01**
- (52) **U.S. Cl.**  
USPC ..... **D11/3**
- (58) **Field of Classification Search**  
USPC ..... D11/1-5; D14/344; D2/624, 626, 627,  
D2/634, 635, 638; D30/152, 153;  
D10/30-32, 70  
CPC ... A44C 5/0007; A44C 5/0015; A44C 5/0023;  
A44C 5/0053; A44C 5/16; A44C 5/24;  
A44C 5/243; A44C 5/246  
See application file for complete search history.

(56) **References Cited**

**U.S. PATENT DOCUMENTS**

2,434,383	A *	1/1948	Benjamin	.....	A44C 5/0061
					D11/4
2,451,749	A *	10/1948	Kreisler	.....	A44C 5/0061
					D11/12
2,499,717	A *	3/1950	Bolinger	.....	A41F 9/002
					D2/635
D300,581	S *	4/1989	Berger	.....	D2/635
D340,664	S *	10/1993	Butler	.....	D11/3
D346,482	S *	5/1994	Merrill	.....	D2/627
D513,034	S *	12/2005	Boron	.....	D2/624
D751,070	S *	3/2016	Akana	.....	D14/344
D790,382	S *	6/2017	Sasson	.....	D11/3
D793,271	S	8/2017	Cerrato		

D802,467	S	11/2017	Novak		
D837,082	S *	1/2019	Akana	.....	D11/3
D854,961	S *	7/2019	Akana	.....	D11/3
D883,837	S *	5/2020	Akana	.....	D11/3
10,750,831	B2 *	8/2020	Shaffer	.....	A44C 5/0053
D929,884	S *	9/2021	Yi	.....	D11/3
D931,132	S *	9/2021	Liu	.....	D11/3
D944,109	S *	2/2022	Li	.....	D11/3
2017/0086533	A1 *	3/2017	Chen	.....	A44C 11/00

\* cited by examiner

*Primary Examiner* — Llorelys Martinez

(57) **CLAIM**

The ornamental design for a watch strap, as shown and described.

**DESCRIPTION**

FIG. 1 is a front view of a watch strap showing my new design;  
 FIG. 2 is a rear view thereof;  
 FIG. 3 is a right side view thereof;  
 FIG. 4 is a left side view thereof;  
 FIG. 5 is a bottom view thereof;  
 FIG. 6 is a top view thereof;  
 FIG. 7 is a perspective view thereof;  
 FIG. 8 is another perspective view thereof;  
 FIG. 9 is another front view thereof, showing the watch strap in an alternate configuration;  
 FIG. 10 is a rear view thereof;  
 FIG. 11 is another front view thereof, showing the watch strap in an alternate configuration; and,  
 FIG. 12 is a rear view thereof.

**1 Claim, 12 Drawing Sheets**






FIG.1




FIG.2



FIG.3



FIG.4




FIG.5



FIG.6



FIG.7





FIG.8



FIG.9



FIG.10




FIG.11




FIG.12