



US00D955906S

(12) **United States Design Patent**  
**Pan et al.**

(10) **Patent No.:** **US D955,906 S**  
(45) **Date of Patent:** **\*\* Jun. 28, 2022**

(54) **LIGHT DETECTION AND RANGING (LIDAR) COMPONENT**

(71) Applicant: **Beijing Voyager Technology Co., Ltd.**, Beijing (CN)

(72) Inventors: **Anan Pan**, Fremont, CA (US);  
**Henghui Jiang**, Newark, CA (US)

(73) Assignee: **BEIJING VOYAGER TECHNOLOGY CO., LTD.**, Beijing (CN)

(\*\*) Term: **15 Years**

(21) Appl. No.: **29/764,340**

(22) Filed: **Dec. 29, 2020**

**Related U.S. Application Data**

(63) Continuation-in-part of application No. 17/134,286, filed on Dec. 26, 2020, which is a continuation-in-part of application No. 17/115,787, filed on Dec. 8, 2020.

(51) **LOC (13) Cl.** ..... **10-04**

(52) **U.S. Cl.**  
USPC ..... **D10/74**

(58) **Field of Classification Search**  
USPC ..... D10/46, 65, 70, 74, 75, 81, 103;  
D13/162, 173, 182; D16/203  
CPC ..... G01S 17/88; G01S 17/931; G01S 13/931;  
G01S 15/931; G01S 2013/9325; G01S 13/93;  
G01S 13/426; G01S 15/93; G01S 7/4806;  
G08G 5/045; G08G 5/025; B60R 21/0134;  
B60R 2011/004; B60R 2300/301; B60Q 9/008; B60Q 1/0023  
See application file for complete search history.

(56) **References Cited**

**U.S. PATENT DOCUMENTS**

D500,856 S \* 1/2005 Hellstrom ..... D10/81  
D601,912 S \* 10/2009 Gebauer ..... D10/81

D611,376 S \* 3/2010 Holz ..... D10/103  
RE46,672 E \* 1/2018 Hall ..... G01S 7/4811  
D849,573 S \* 5/2019 Haban ..... D10/70  
10,295,656 B1 \* 5/2019 Li ..... G01S 7/4813  
10,310,058 B1 \* 6/2019 Campbell ..... G01S 7/4817  
D853,869 S \* 7/2019 Neuman ..... D10/75  
10,451,716 B2 \* 10/2019 Hughes ..... G01S 7/4817  
D871,940 S \* 1/2020 Davis ..... D10/70  
D882,430 S \* 4/2020 Haban ..... D10/70  
D882,431 S \* 4/2020 Neuman ..... D10/75  
10,705,189 B2 \* 7/2020 Qiu ..... G01S 7/4863  
D896,663 S \* 9/2020 Chapman ..... D10/65  
D896,665 S \* 9/2020 Chapman ..... D10/65  
D896,666 S \* 9/2020 Chapman ..... D10/65  
D896,668 S \* 9/2020 Chapman ..... D10/65

(Continued)

*Primary Examiner* — George D. Kirschbaum

*Assistant Examiner* — Lillian Windham

(74) *Attorney, Agent, or Firm* — Bayes PLLC

(57) **CLAIM**

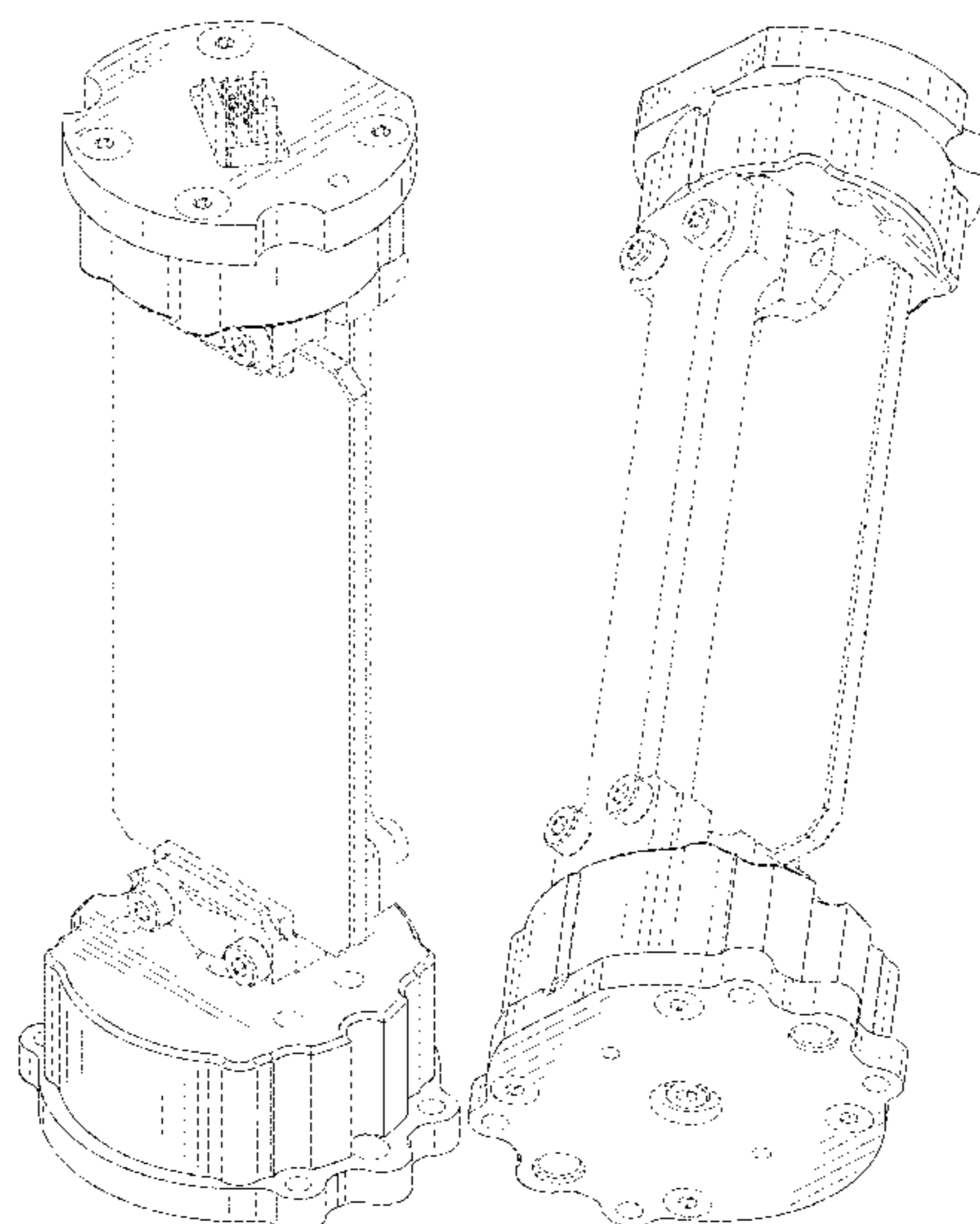
The ornamental design for a light detection and ranging (LIDAR) component, as shown and described.

**DESCRIPTION**

FIG. 1 is a top front perspective view of a light detection and ranging (LIDAR) component;  
FIG. 2 is a bottom rear perspective view thereof;  
FIG. 3 is a front view thereof;  
FIG. 4 is a rear view thereof;  
FIG. 5 is a left side view thereof;  
FIG. 6 is a right side view thereof;  
FIG. 7 is a top view thereof; and,  
FIG. 8 is a bottom view thereof.

The broken lines in the figures show portions of the light detection and ranging (LIDAR) component that form no part of the claimed design.

**1 Claim, 8 Drawing Sheets**



(56)

**References Cited**

U.S. PATENT DOCUMENTS

D896,669 S \* 9/2020 Chapman ..... D10/65  
D896,670 S \* 9/2020 Chapman ..... D10/65  
11,125,864 B2 \* 9/2021 Qiu ..... G01S 7/4972  
11,187,791 B2 \* 11/2021 Ye ..... G01S 7/4813  
2007/0164031 A1 \* 7/2007 Holz ..... G01F 23/48  
220/300  
2011/0216304 A1 \* 9/2011 Hall ..... G01S 7/4813  
356/4.01  
2020/0355800 A1 \* 11/2020 Toyama ..... G01S 17/42

\* cited by examiner

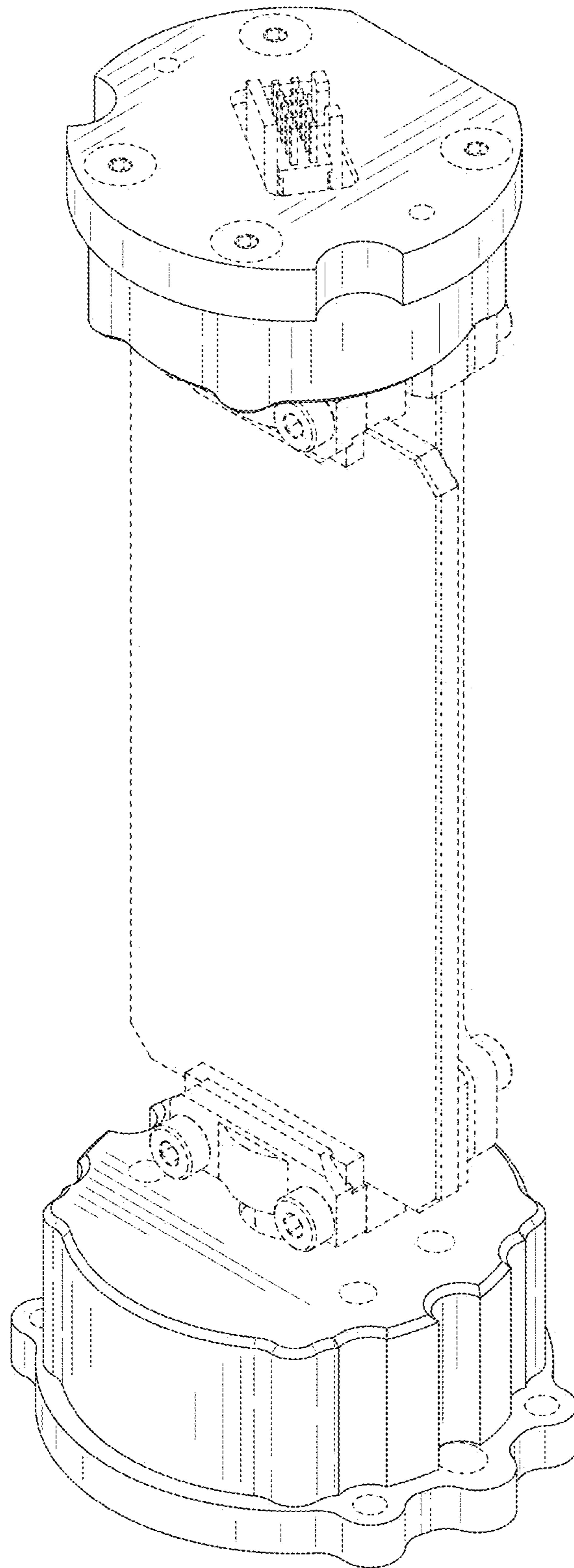


FIG. 1

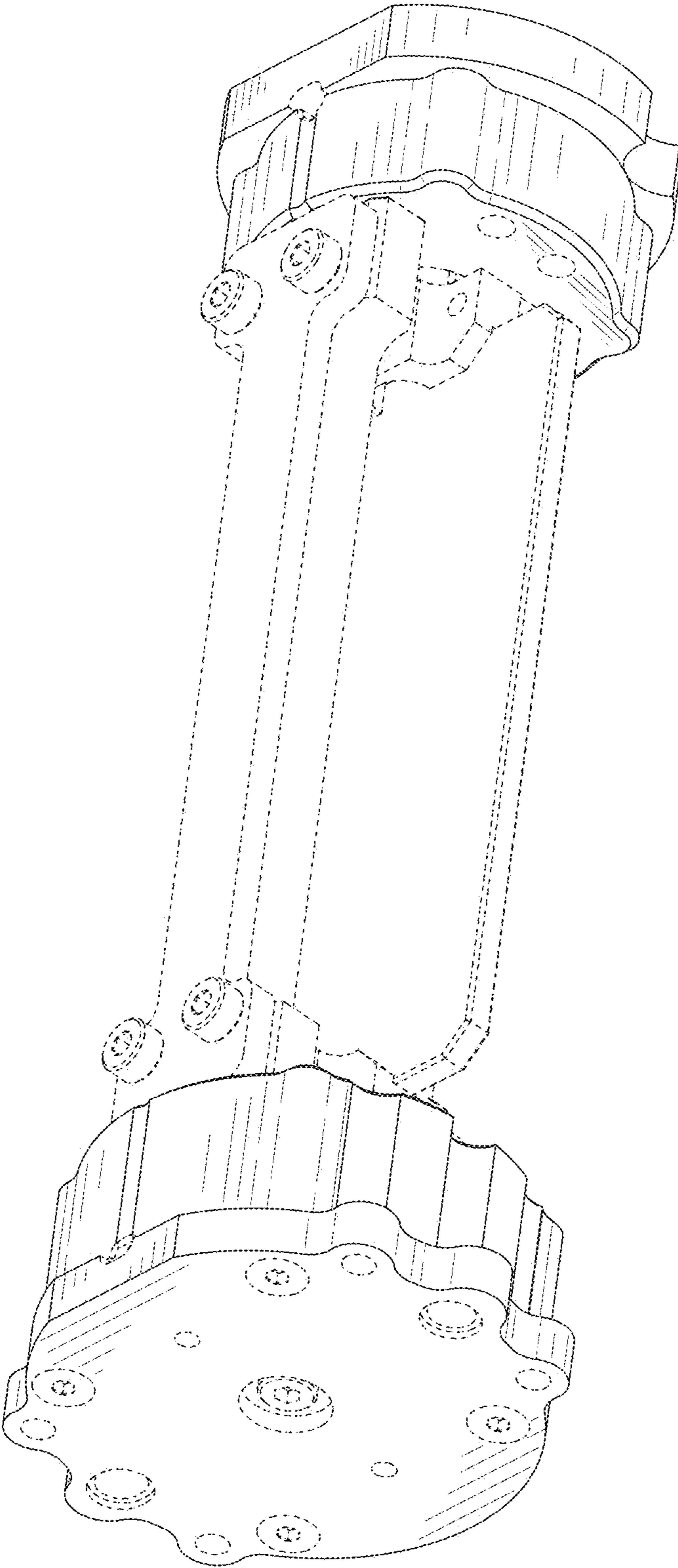


FIG. 2




FIG. 3






FIG. 4




FIG. 5




FIG. 6



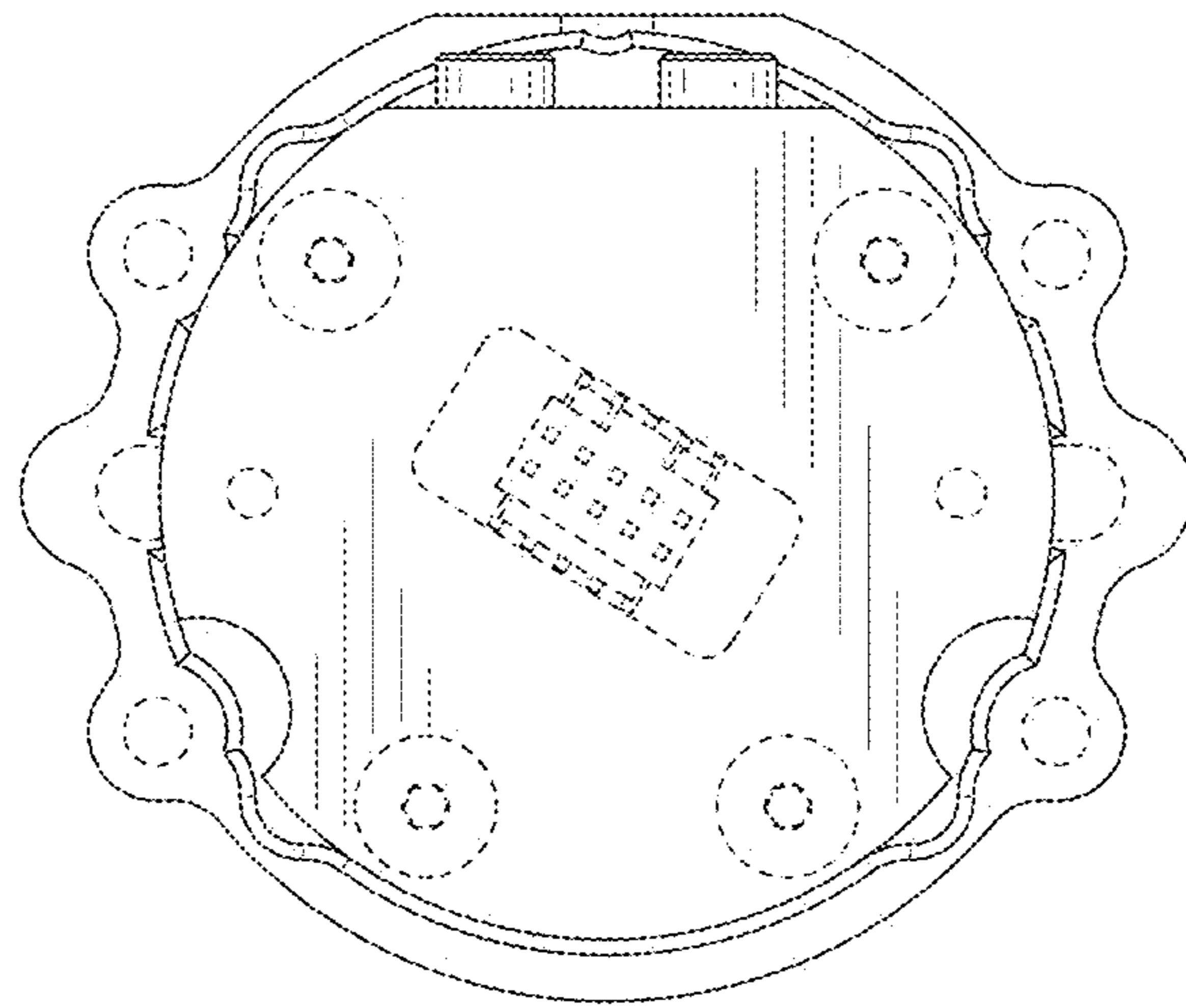


FIG. 7

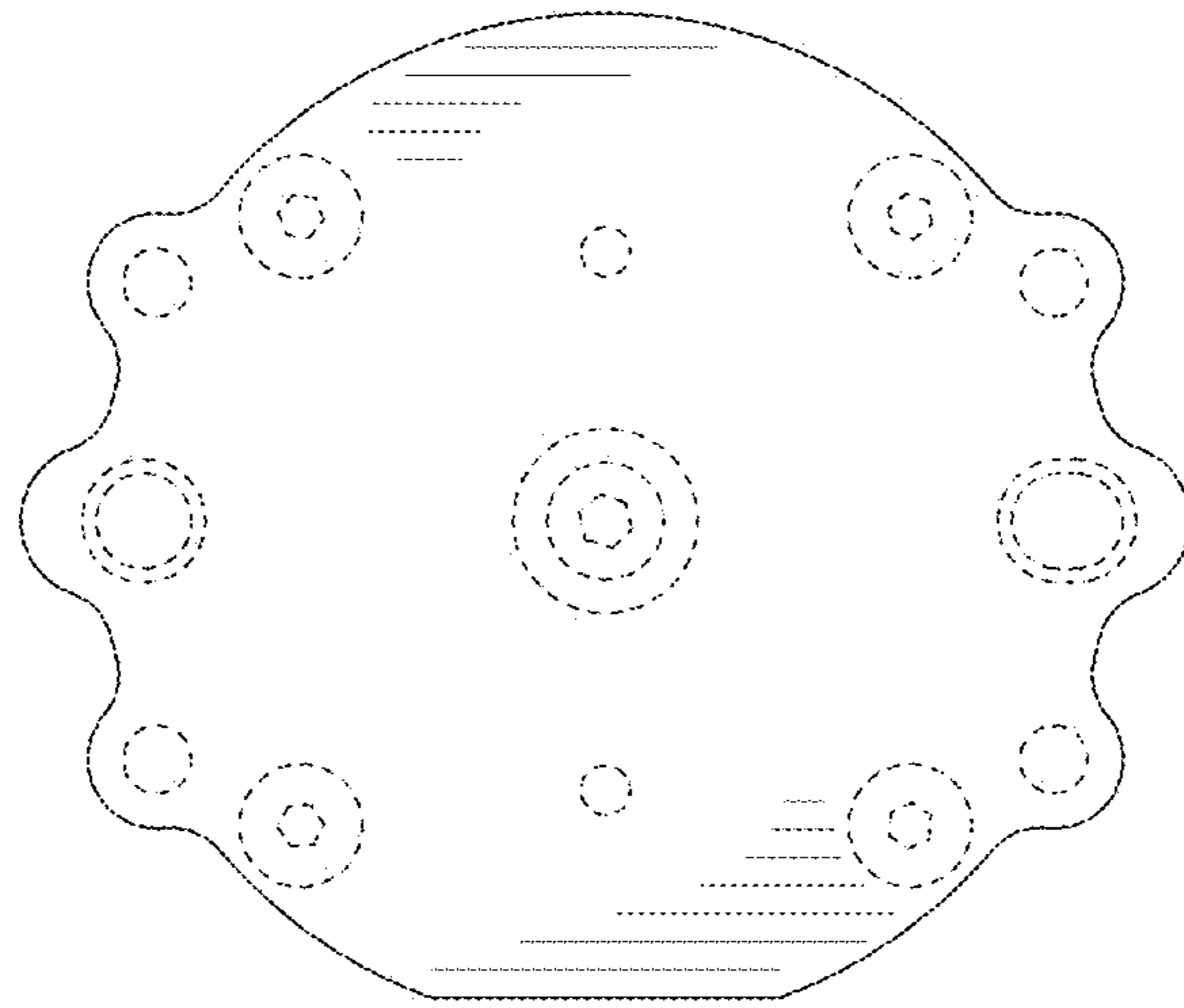


FIG. 8