



US00D955900S

(12) **United States Design Patent**
Yu

(10) **Patent No.:** **US D955,900 S**
(45) **Date of Patent:** **** Jun. 28, 2022**

(54) **FOOD THERMOMETER**

(71) Applicant: **Lu Yu**, Shenzhen (CN)

(72) Inventor: **Lu Yu**, Shenzhen (CN)

(**) Term: **15 Years**

(21) Appl. No.: **29/820,949**

(22) Filed: **Dec. 26, 2021**

(51) **LOC (13) Cl.** **10-04**

(52) **U.S. Cl.**
USPC **D10/57**

(58) **Field of Classification Search**
USPC D10/57

CPC G01K 2207/02; G01K 2207/04; G01K
2207/06; G01K 2207/08

See application file for complete search history.

(56) **References Cited**

U.S. PATENT DOCUMENTS

| | | | |
|-----------------|---------|--------------|-----------|
| D807,208 S | 1/2018 | Cruz et al. | |
| D837,668 S * | 1/2019 | Zou | D10/57 |
| D841,491 S | 2/2019 | Liu | |
| D852,653 S * | 7/2019 | Zou | D10/57 |
| D852,654 S * | 7/2019 | Zou | D10/57 |
| D853,253 S * | 7/2019 | Zuo | D10/57 |
| D858,320 S * | 9/2019 | Wang | D10/57 |
| D860,831 S * | 9/2019 | Zou | D10/57 |
| D863,991 S * | 10/2019 | Ho | D10/57 |
| D871,934 S * | 1/2020 | Wu | D10/57 |
| 10,620,055 B2 * | 4/2020 | Keller | G01K 1/08 |
| D884,496 S * | 5/2020 | Zhang | D10/57 |
| D888,590 S * | 6/2020 | Wang | D10/57 |
| D898,593 S * | 10/2020 | Peng | D10/57 |
| D904,907 S * | 12/2020 | Peng | D10/57 |
| D910,468 S * | 2/2021 | Liu | D10/57 |
| D916,606 S * | 4/2021 | Ying | D10/57 |
| D917,314 S * | 4/2021 | Wu | D10/57 |
| D918,066 S * | 5/2021 | Tang | D10/57 |

| | | | |
|--------------|--------|-------------|-----------|
| D919,457 S * | 5/2021 | Dai | D10/57 |
| D919,458 S * | 5/2021 | Dai | D10/57 |
| D920,141 S * | 5/2021 | Zhou | D10/57 |
| D929,878 S * | 9/2021 | Huang | G01K 1/08 |
| | | | D10/57 |
| D945,892 S * | 3/2022 | Fang | D10/57 |

FOREIGN PATENT DOCUMENTS

| | | | | |
|----|---------------|--------|-------|-----------|
| CN | 212721838 U * | 3/2021 | | B67B 7/16 |
| CN | 213956608 U * | 8/2021 | | |

* cited by examiner

Primary Examiner — Antoine Duval Davis

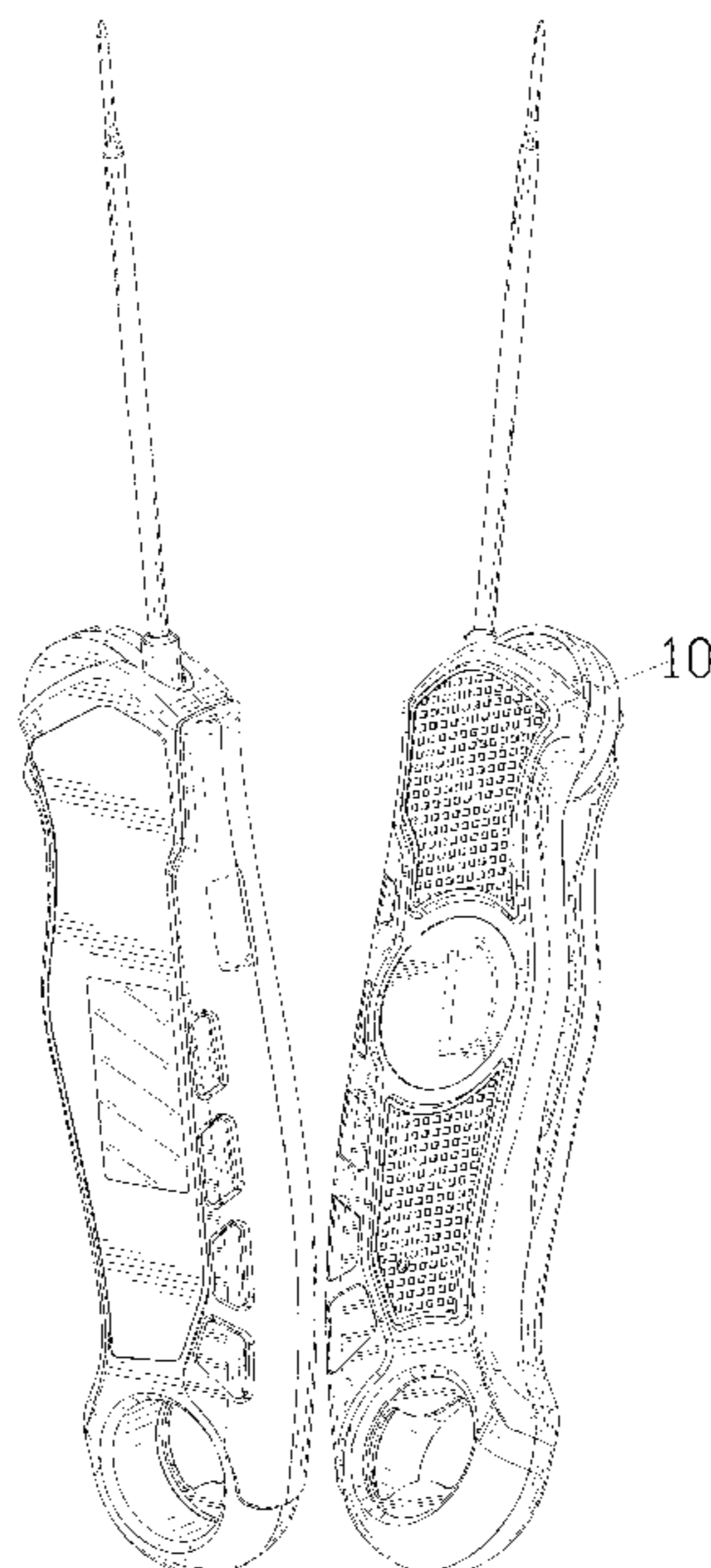
(57) **CLAIM**

The ornamental design for a food thermometer, as shown and described.

DESCRIPTION

FIG. 1 is a perspective view of a food thermometer showing my new design;
 FIG. 2 is another perspective view thereof;
 FIG. 3 is a front elevational view thereof;
 FIG. 4 is a rear elevational view thereof;
 FIG. 5 is a left side elevational view thereof;
 FIG. 6 is a right side elevational view thereof;
 FIG. 7 is a top plan view thereof;
 FIG. 8 is a bottom plan view thereof;
 FIG. 9 is a perspective view of the food thermometer where the food thermometer is in a folded state; and,
 FIG. 10 is an enlarged view of portion 10 shown in FIG. 2.
 The dash-dash broken lines in the drawings depict portions of the food thermometer that form no part of the claimed design. The dot-dash broken lines represent boundaries of the enlarged portion and form no part of the claimed design.

1 Claim, 10 Drawing Sheets



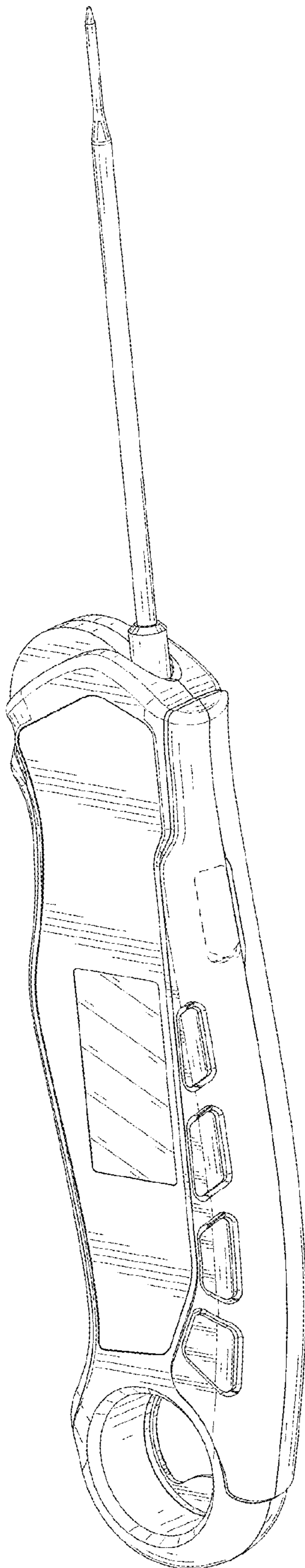


FIG. 1

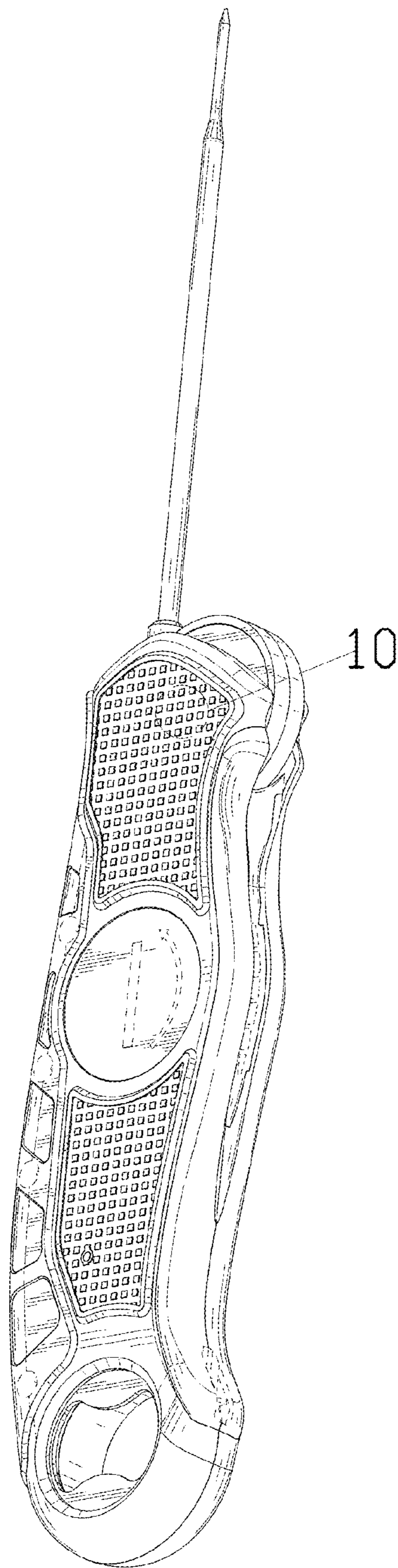


FIG. 2

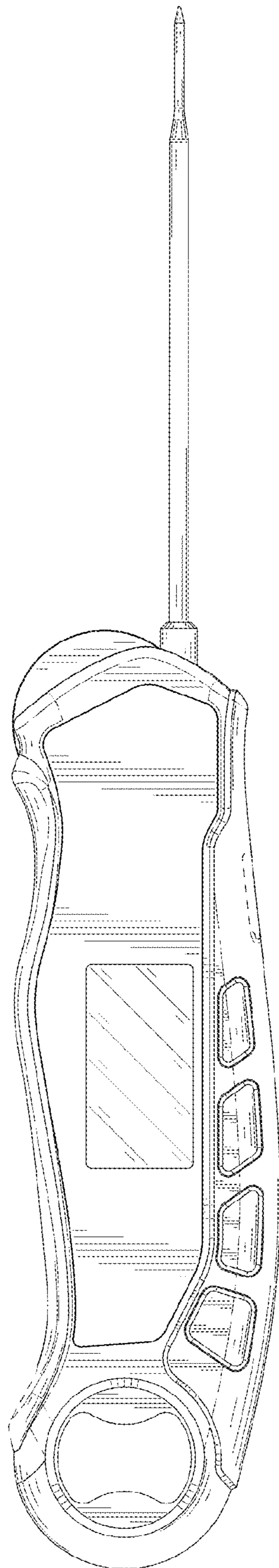


FIG. 3

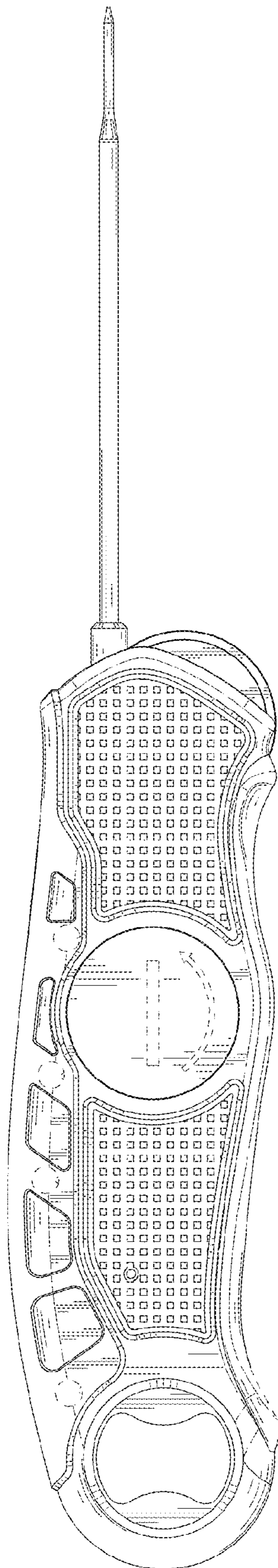


FIG. 4

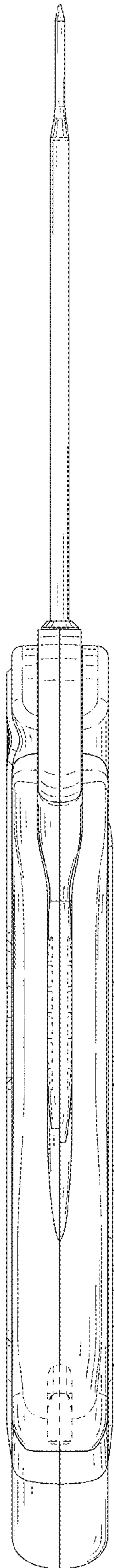


FIG. 5

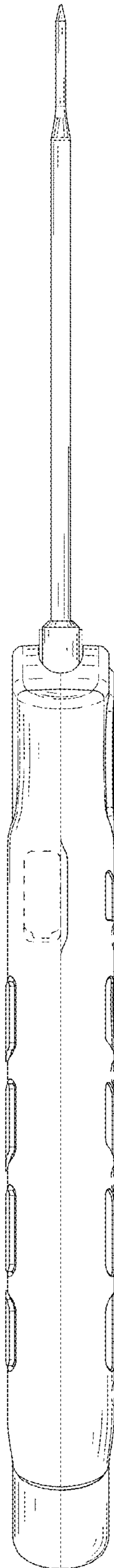


FIG. 6

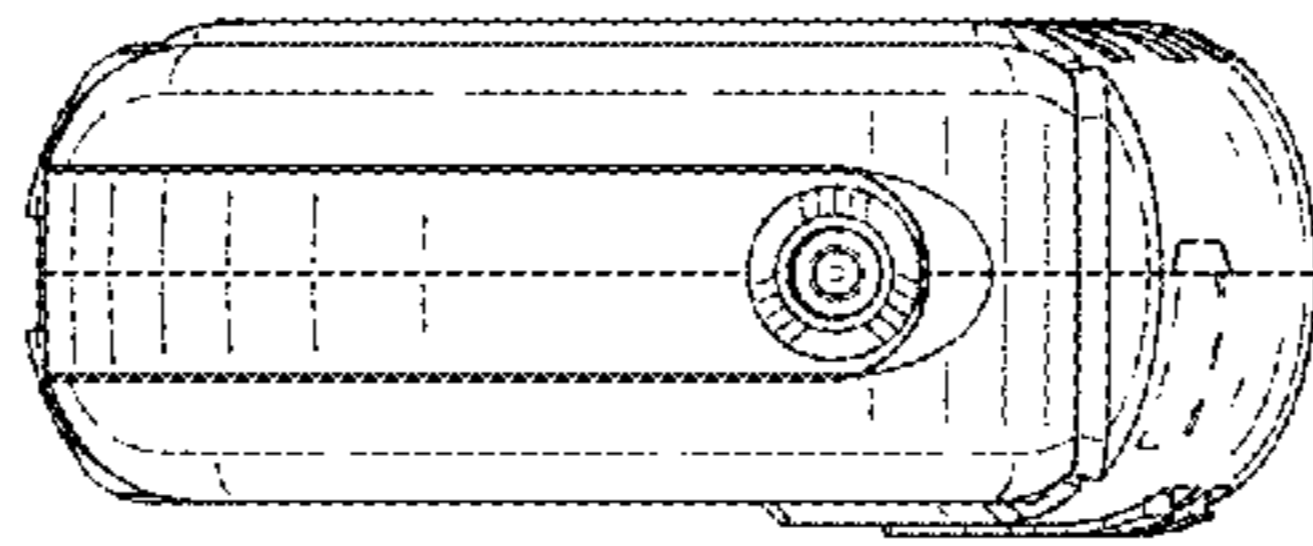


FIG. 7

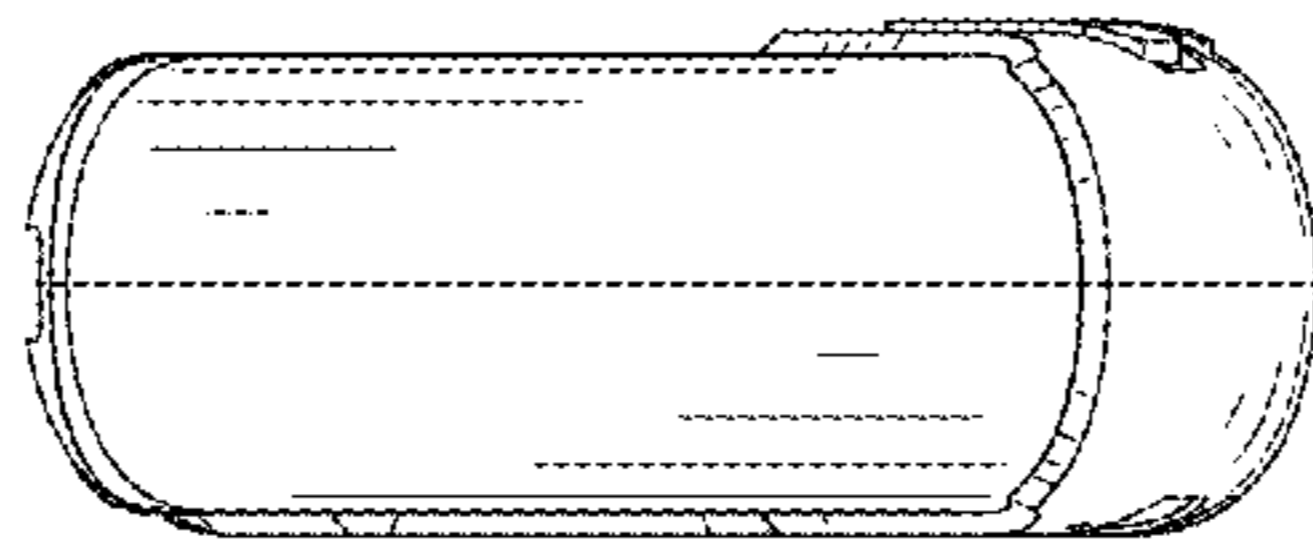


FIG. 8

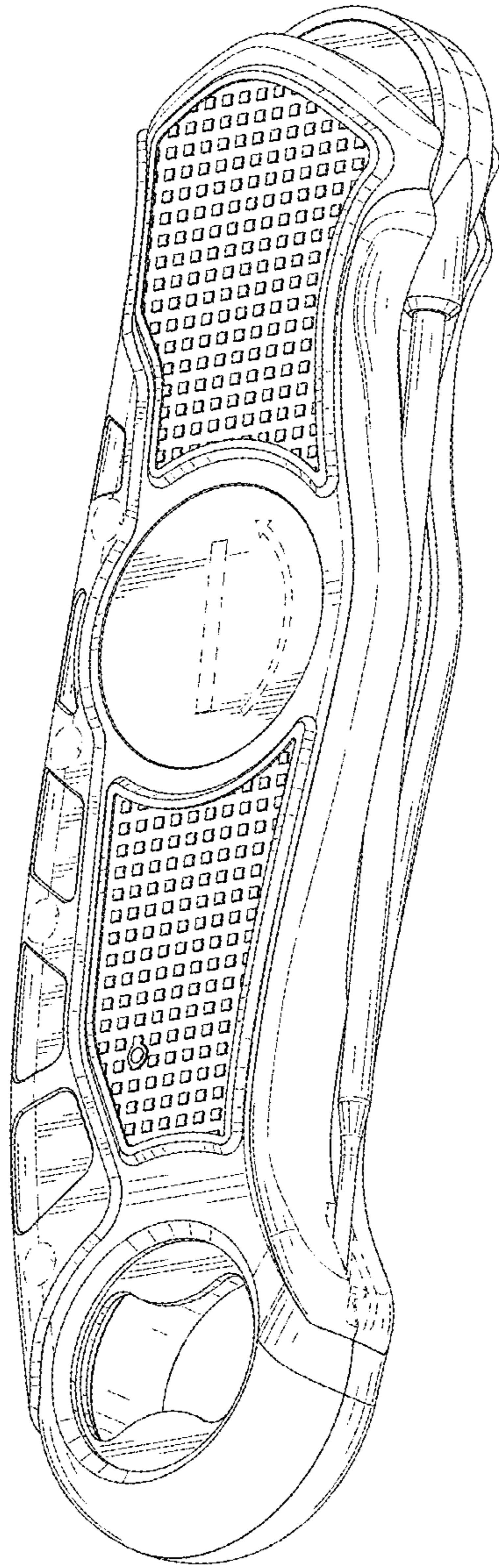


FIG. 9




FIG. 10