



US00D955870S

(12) **United States Design Patent**
Thomson

(10) **Patent No.:** **US D955,870 S**
(45) **Date of Patent:** **** Jun. 28, 2022**

- (54) **INTERIOR DOOR STOP**
- (71) Applicant: **William-MacRae and Company,**
Omaha, NE (US)
- (72) Inventor: **Colin MacRae Thomson,** Issaquah,
WA (US)
- (73) Assignee: **WILLIAM-MACRAE AND**
COMPANY, Omaha, NE (US)
- (**) Term: **15 Years**
- (21) Appl. No.: **29/768,045**
- (22) Filed: **Jan. 27, 2021**
- (51) **LOC (13) Cl.** **08-09**
- (52) **U.S. Cl.**
USPC **D8/402**
- (58) **Field of Classification Search**
USPC D8/400-404, 402, 403; 49/467, 468,
49/469, 471, 475.1, 504
CPC E06B 1/70
See application file for complete search history.

(56) **References Cited**

U.S. PATENT DOCUMENTS

- 6,219,971 B1 * 4/2001 Headrick E06B 1/70
49/475.1
- 6,662,512 B2 * 12/2003 Westphal E06B 1/6007
52/204.5
- D588,905 S * 3/2009 Meeks D8/400
- 8,127,500 B2 * 3/2012 Meeks E06B 7/14
49/476.1
- 9,428,954 B1 * 8/2016 Jaskiewicz E06B 7/23
- 9,879,470 B2 * 1/2018 Clarke, Jr. E06B 1/528
- D815,304 S * 4/2018 Chapman D25/60
- D843,202 S * 3/2019 Jaskiewicz D8/403
- D843,598 S * 3/2019 Chapman D25/60
- D864,705 S * 10/2019 Jaskiewicz D8/403
- D881,689 S * 4/2020 MacDonald E06B 1/524
D25/60

D905,279 S * 12/2020 Thomson D25/60
 2006/0123720 A1 * 6/2006 Liu E06B 1/34
 52/211
 2008/0010904 A1 * 1/2008 Meeks E06B 7/2316
 49/484.1

(Continued)

Primary Examiner — Keli L Hill

Assistant Examiner — Harold E Blackwell, II

(74) *Attorney, Agent, or Firm* — Ryan T. Grace; Advent,
LLP

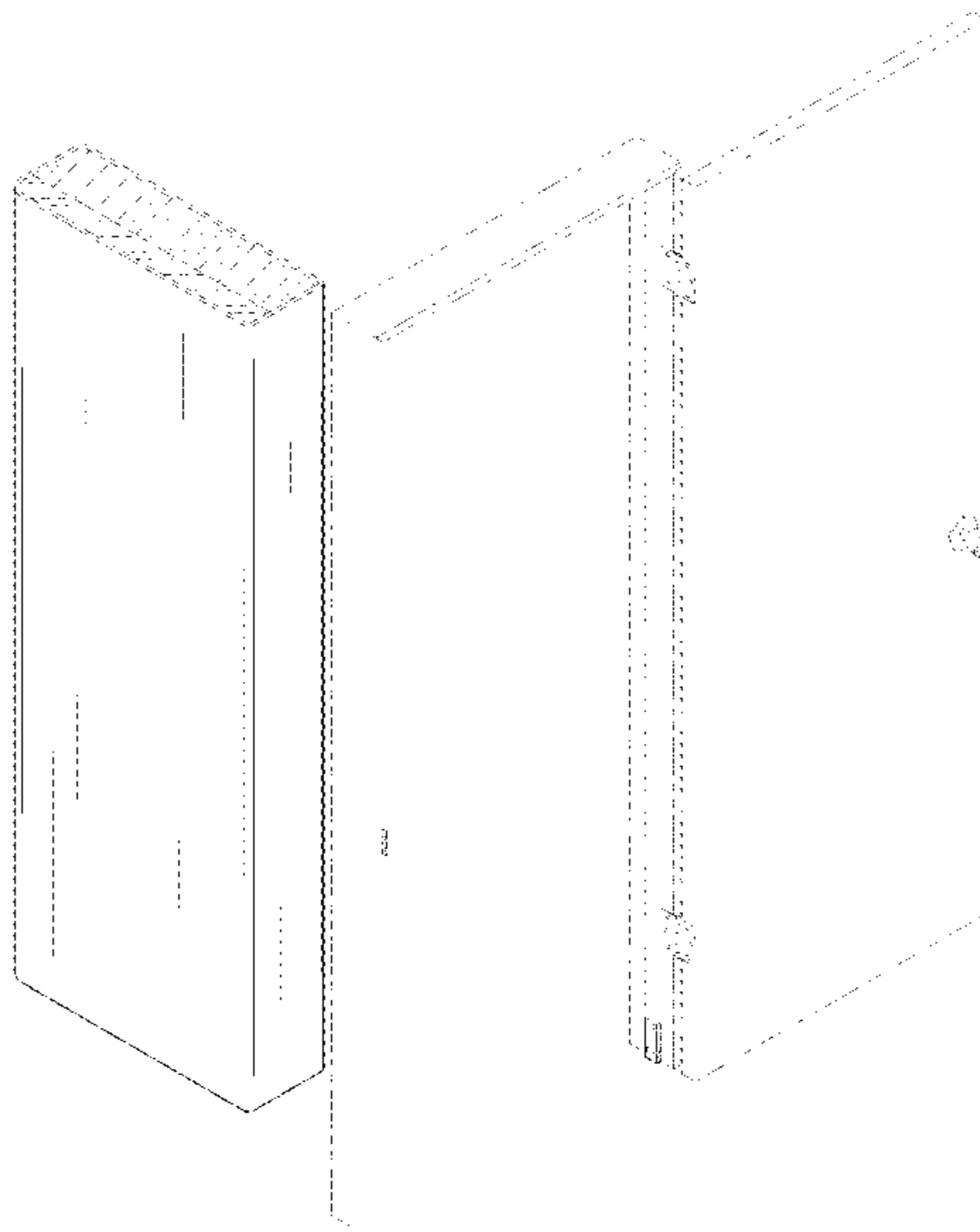
(57) **CLAIM**

The ornamental design for an interior door stop, as shown
and described.

DESCRIPTION

FIG. 1 is a partial isometric view of an interior door stop.
 FIG. 2 is an obverse isometric view of the interior door stop
 of FIG. 1.
 FIG. 3 is a top plan view of the interior door stop of FIG. 1.
 FIG. 4 is a bottom plan view of the interior door stop of FIG.
 1.
 FIG. 5 is a front elevation view of the interior door stop of
 FIG. 1.
 FIG. 6 is a rear elevation view of the interior door stop of
 FIG. 1.
 FIG. 7 is a left side elevation view of the interior door stop
 of FIG. 1.
 FIG. 8 is a right side elevation view of the interior door stop
 of FIG. 1; and,
 FIG. 9 is an environmental isometric view of the interior
 door stop of FIG. 1.
 Portions of FIGS. 1 through 9 are shown in evenly spaced
 broken lines and dash-dot-dash boundary lines illustrating
 portions of the article that form no part of the claimed
 design, and phantom lines illustrating environmental subject
 matter including an interior door jamb set that form no part
 of the claimed design.

1 Claim, 8 Drawing Sheets



(56)

References Cited

U.S. PATENT DOCUMENTS

2012/0137605 A1* 6/2012 Sibbett E06B 1/34
52/204.1
2015/0096235 A1* 4/2015 Rochman E06B 7/14
49/470

* cited by examiner




FIG. 1

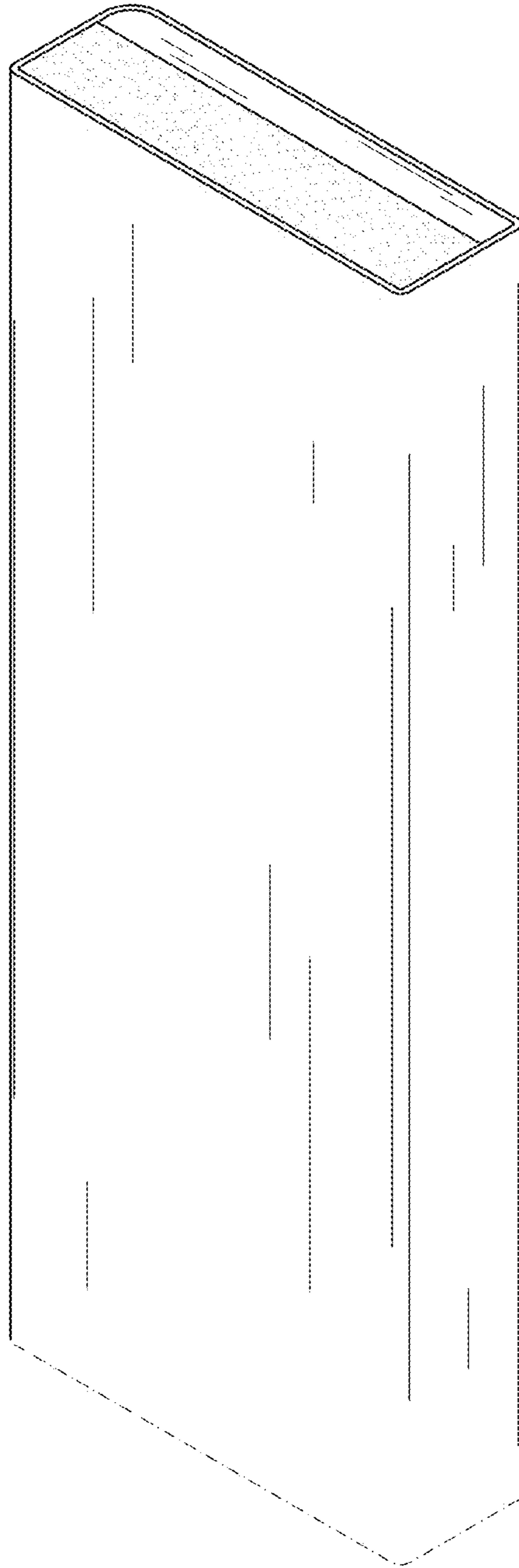


FIG. 2




FIG. 3




FIG. 4




FIG. 5




FIG. 6




FIG. 7




FIG. 8

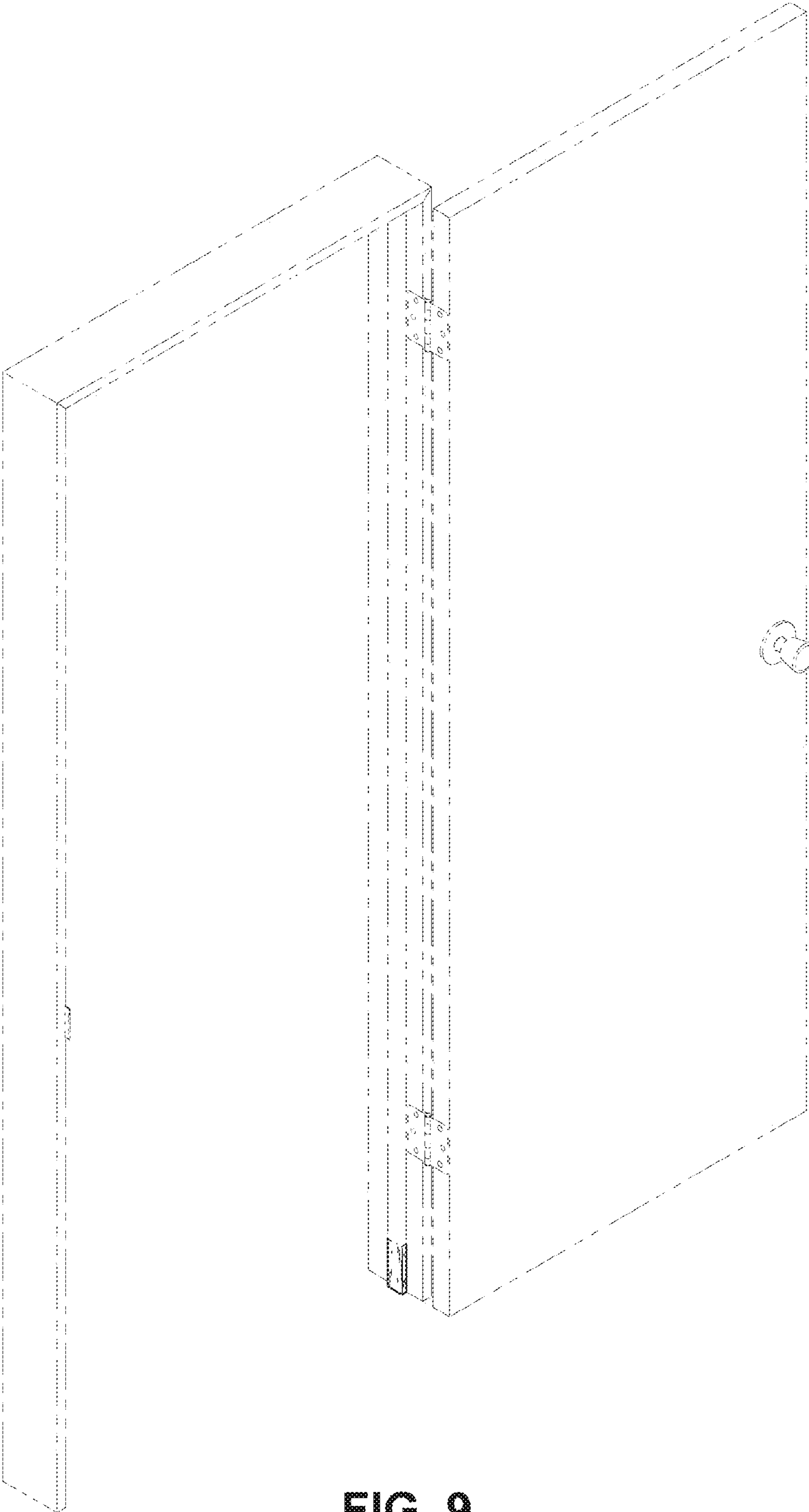


FIG. 9