



US00D955840S

(12) **United States Design Patent**
Bitsch

(10) **Patent No.:** **US D955,840 S**

(45) **Date of Patent:** **** Jun. 28, 2022**

(54) **IMPACT DRIVER**

(71) Applicant: **Würth International AG**, Chur (CH)

(72) Inventor: **Dominik Bitsch**, Künzelsau (DE)

(73) Assignee: **WÜRTH INTERNATIONAL AG**,
Chur (CH)

(**) Term: **15 Years**

(21) Appl. No.: **29/801,536**

(22) Filed: **Jul. 29, 2021**

Related U.S. Application Data

(62) Division of application No. 35/509,767, filed on Apr. 7, 2020 (U.S. filing date under 35 U.S.C. 384), and having an international filing date of Apr. 7, 2020, now Pat. No. Des. 934,042.

(30) **Foreign Application Priority Data**

Oct. 9, 2019 (EM) 007 002 134

(51) **LOC (13) Cl.** **08-05**

(52) **U.S. Cl.**
USPC **D8/68**

(58) **Field of Classification Search**
USPC D8/61, 67, 68
CPC B62D 23/005; B62D 29/00; B62D 29/043;
B62D 31/00; B62D 33/046; B62D 35/00;
B62D 35/001; B60Q 1/0005
See application file for complete search history.

(56) **References Cited**

U.S. PATENT DOCUMENTS

D524,136 S * 7/2006 Taniguchi D8/68
D525,099 S * 7/2006 Nagasaka D8/68
D556,002 S * 11/2007 Ino D8/68
D567,615 S * 4/2008 Taniguchi B25F 5/02
D8/68

D577,558 S * 9/2008 Taniguchi D8/68
D579,743 S * 11/2008 Lopano D8/68
D584,123 S * 1/2009 Lopano D8/68
D585,715 S * 2/2009 Okuda D8/68
D585,716 S * 2/2009 Taniguchi D8/68
D606,376 S * 12/2009 Okuda D8/68
D610,421 S * 2/2010 Taniguchi D8/68
D614,468 S * 4/2010 Aglassinger B25F 5/02
D8/68
D617,622 S * 6/2010 Lopano D8/68
D628,038 S * 11/2010 Aoki D8/68
D656,804 S * 4/2012 Murray D8/68

(Continued)

OTHER PUBLICATIONS

Kenny Koehler. "Best Cordless Impact Driver Reviews 2022." Pro Tool Reviews., Jan. 5, 2022 [online], [retrieved on May 3, 2022]. Retrieved from the Internet <URL: <https://www.protoolreviews.com/best-impact-driver-review/>>.*

(Continued)

Primary Examiner — Darlington Ly

(74) *Attorney, Agent, or Firm* — Lucas & Mercanti, LLP;
Klaus P. Stoffel

(57) **CLAIM**

The ornamental design for an impact driver, as shown and described.

DESCRIPTION

FIG. 1 is a front elevation view of an impact driver embodying my new design;
FIG. 2 is a rear elevation view thereof;
FIG. 3 is a top plan view thereof;
FIG. 4 is a bottom plan view thereof;
FIG. 5 is a right side elevation view thereof;
FIG. 6 is a left side elevation view thereof; and,
FIG. 7 is a top, front, and right side perspective view thereof.

1 Claim, 7 Drawing Sheets



(56)

References Cited

U.S. PATENT DOCUMENTS

D672,627	S	*	12/2012	Kawase	D8/68
D677,137	S	*	3/2013	Kawase	D8/68
D678,024	S	*	3/2013	Taniguchi	D8/68
D679,160	S	*	4/2013	Okuda	D8/68
D679,161	S	*	4/2013	Kawase	D8/68
D691,444	S	*	10/2013	Tirone	B25F 5/02
						D8/68
D700,822	S	*	3/2014	Tschopp	D8/68
D707,522	S	*	6/2014	Naksen	D8/68
D721,938	S	*	2/2015	Aoki	D8/68
D761,069	S	*	7/2016	Aoki	D8/68
D777,545	S	*	1/2017	Kosugi	D8/68

OTHER PUBLICATIONS

Bradley Ford. "The Best Impact Drivers for Any Job." Popular Mechanics., Dec. 21, 2021 [online], [retrieved on May 3, 2022]. Retrieved from the Internet <URL: <https://www.popularmechanics.com/home/tools/a27887717/impact-driver-reviews/>>.*

Itamar Ben Dor. "Best Impact Driver in 2022—The Definitive Guide: How to Cut Your Project Time in Half?." HandyMan Guide., Jan. 24, 2021 [online], [retrieved on May 3, 2022]. Retrieved from the Internet <URL: <https://handyman.guide/impact-driver/>>.*

* cited by examiner

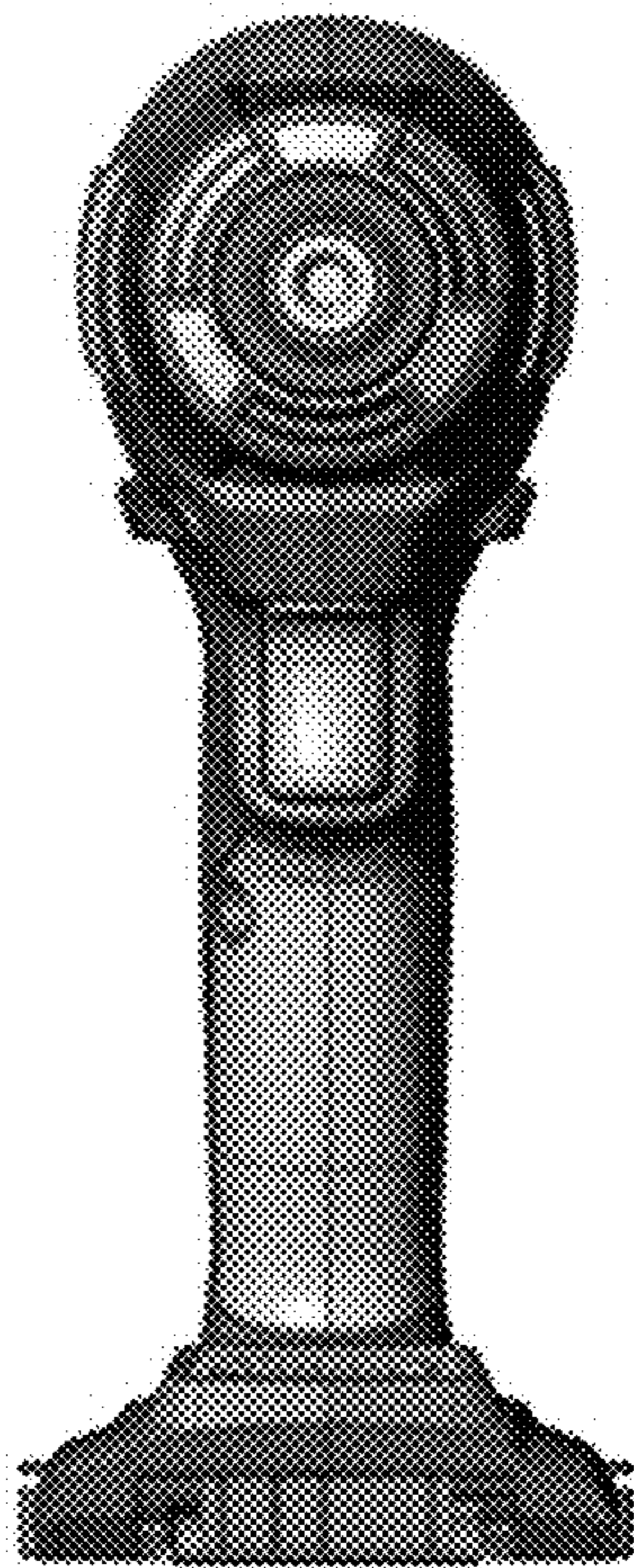


Fig. 1

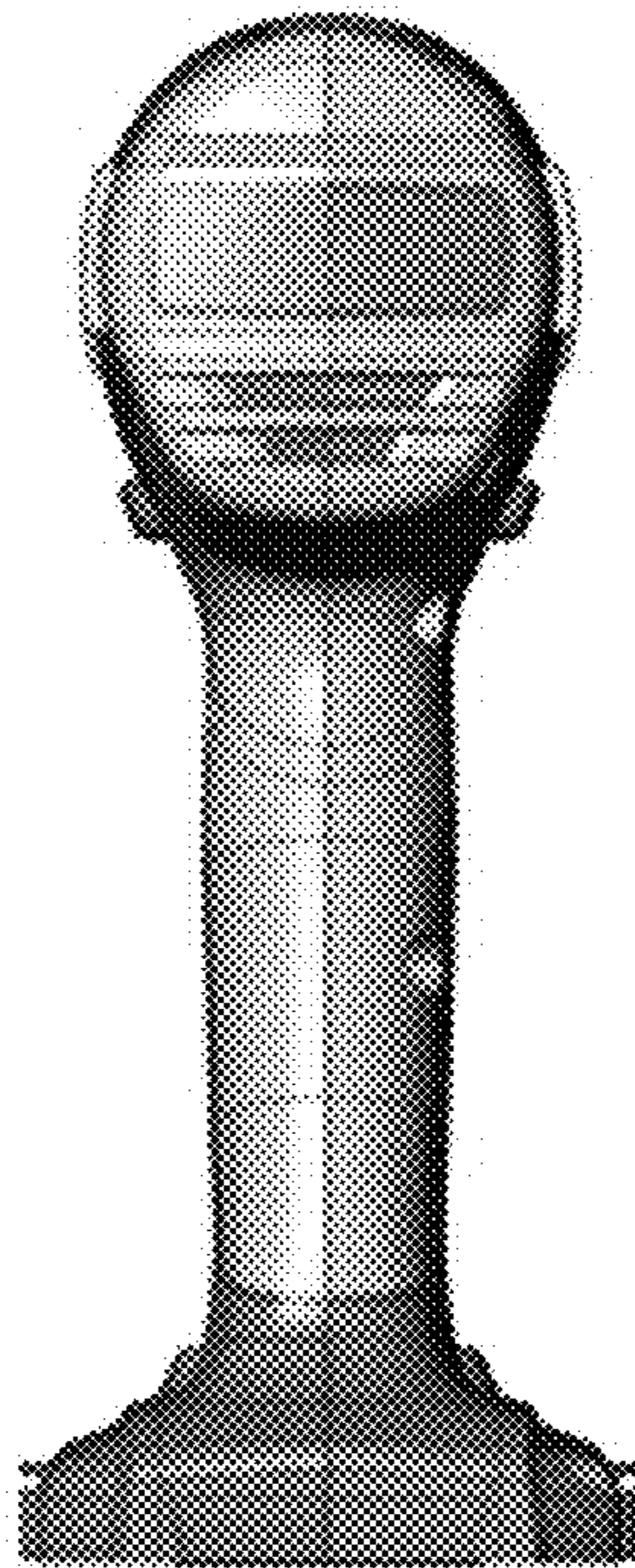


Fig. 2




Fig. 3




Fig. 4

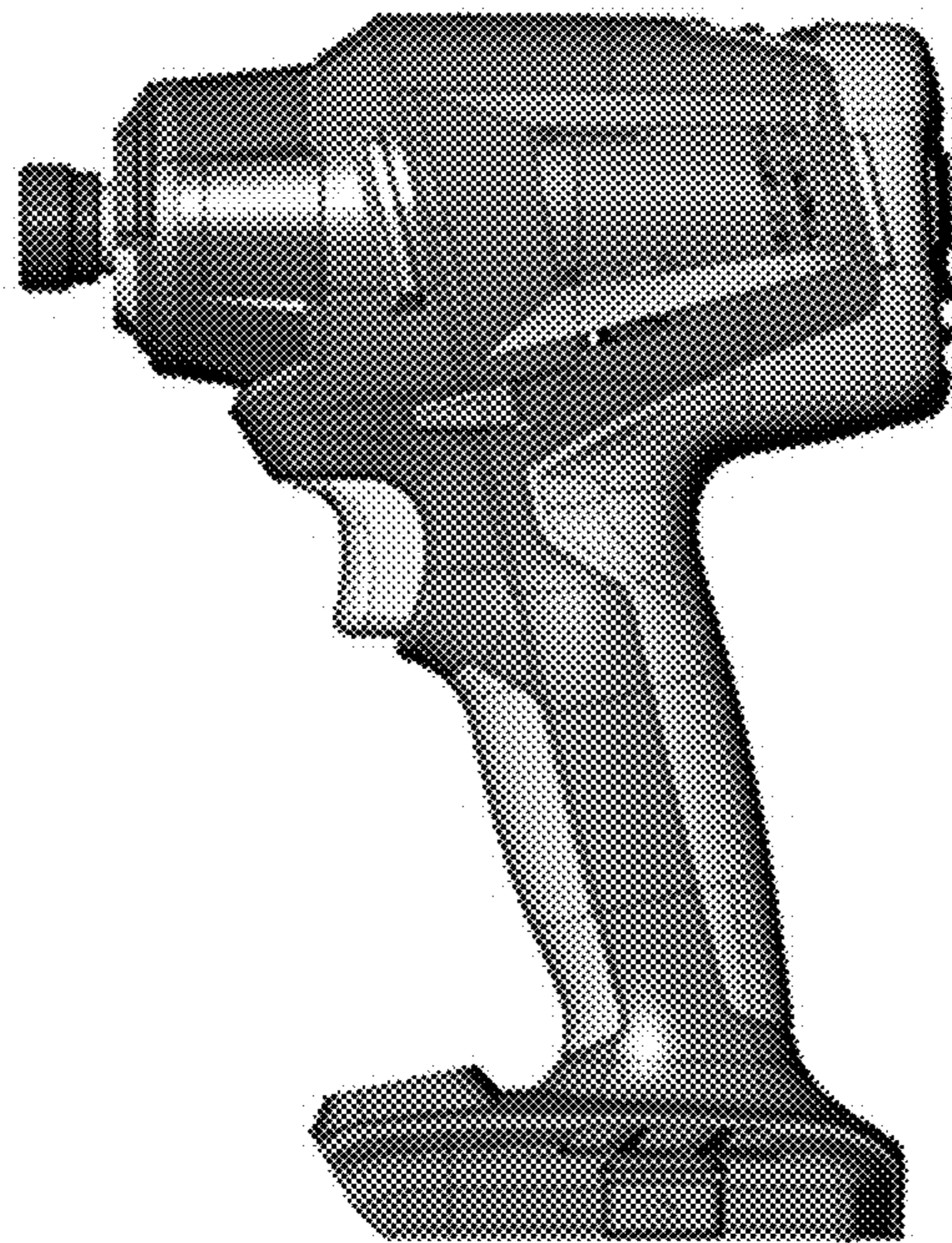


Fig. 5




Fig. 6



Fig. 7