



US00D955820S

(12) **United States Design Patent**  
**Zhou**

(10) **Patent No.:** **US D955,820 S**  
(45) **Date of Patent:** **\*\* Jun. 28, 2022**

(54) **SQUARE PLATE**  
(71) Applicant: **Han Zhou**, Guangdong (CN)  
(72) Inventor: **Han Zhou**, Guangdong (CN)  
(\*\*) Term: **15 Years**  
(21) Appl. No.: **29/782,931**  
(22) Filed: **May 10, 2021**  
(51) **LOC (13) Cl.** ..... **07-01**  
(52) **U.S. Cl.**  
USPC ..... **D7/587**  
(58) **Field of Classification Search**  
USPC ..... D7/587, 584, 566, 500; 220/23.83, 628,  
220/574  
CPC ..... A47G 19/02; A47G 19/00  
See application file for complete search history.

D613,837 S \* 4/2010 Slothower ..... D23/295  
D636,230 S \* 4/2011 Koennecke ..... D7/545  
D670,136 S \* 11/2012 Williams ..... D7/584  
D673,813 S \* 1/2013 Abel ..... D7/584  
D708,905 S \* 7/2014 Wilson ..... D7/566  
D709,332 S \* 7/2014 Katterheinrich ..... D7/566  
D746,638 S \* 1/2016 Kang ..... D7/584  
D746,639 S \* 1/2016 Cossu ..... D7/554.1  
D783,365 S \* 4/2017 Hsu ..... D7/584  
D788,539 S \* 6/2017 Gebhardt ..... D7/587  
D859,930 S \* 9/2019 De Oliveira ..... D7/587  
D868,541 S \* 12/2019 Aviav ..... D7/588  
D890,467 S \* 7/2020 Booth ..... D1/105  
D902,661 S \* 11/2020 Takahashi ..... D7/584  
D912,842 S 3/2021 Chou et al.  
D913,963 S 3/2021 Knight  
D926,531 S \* 8/2021 Wei ..... D7/584

\* cited by examiner

*Primary Examiner* — Cynthia R Underwood  
(74) *Attorney, Agent, or Firm* — ScienBiziP, P.C.

(56) **References Cited**  
U.S. PATENT DOCUMENTS

D49,908 S \* 11/1916 Parsons ..... D7/565  
D74,881 S \* 4/1928 Haley ..... D7/566  
D109,481 S \* 5/1938 Jackson ..... D7/354  
D110,175 S \* 6/1938 Donchian ..... D7/584  
D219,959 S \* 2/1971 Anderson ..... D9/425  
D256,669 S \* 9/1980 Mitchell ..... D9/428  
D274,970 S \* 8/1984 Durand ..... D7/564  
D283,388 S \* 4/1986 Durand ..... D7/564  
D405,649 S \* 2/1999 Boxer ..... D7/545  
D414,707 S \* 10/1999 Wei ..... D10/46.2  
D478,477 S \* 8/2003 Tisdale ..... D7/586  
D481,262 S \* 10/2003 Tisdale ..... D7/586  
D539,137 S \* 3/2007 Lin ..... D9/429  
D548,530 S \* 8/2007 Dien ..... D7/561  
D586,652 S \* 2/2009 Wallach ..... D9/425  
D589,789 S \* 4/2009 Follansbee ..... D9/425

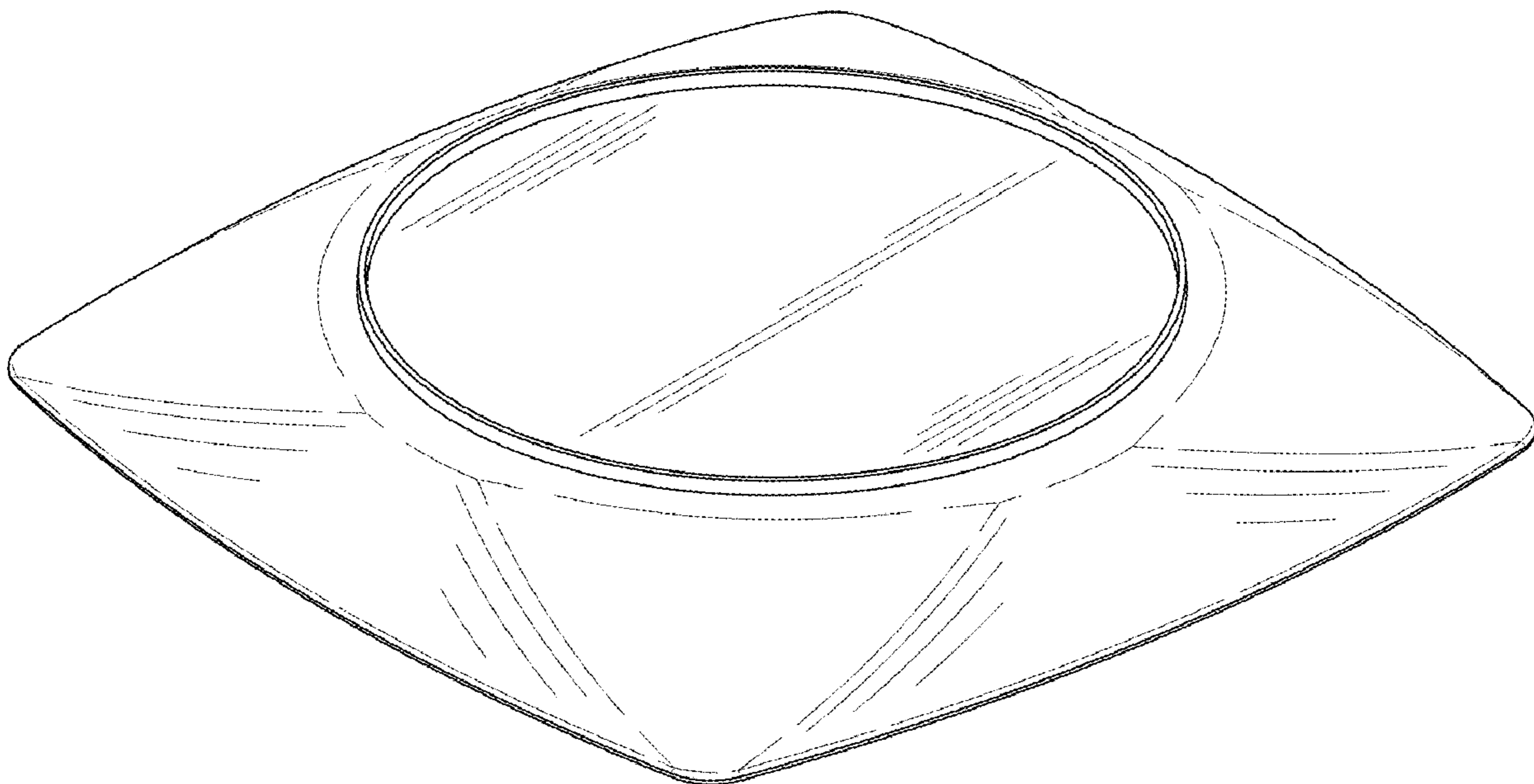
(57) **CLAIM**

The ornamental design for a square plate, as shown and described.

**DESCRIPTION**

FIG. 1 is a front, right, and top perspective view of a square plate, showing my design.  
FIG. 2 is a rear, left, and bottom perspective view thereof.  
FIG. 3 is a front elevation view thereof.  
FIG. 4 is a rear elevation view thereof.  
FIG. 5 is a left side elevation view thereof.  
FIG. 6 is a right side elevation view thereof.  
FIG. 7 is a top plan view thereof; and,  
FIG. 8 is a bottom plan view thereof.

**1 Claim, 8 Drawing Sheets**



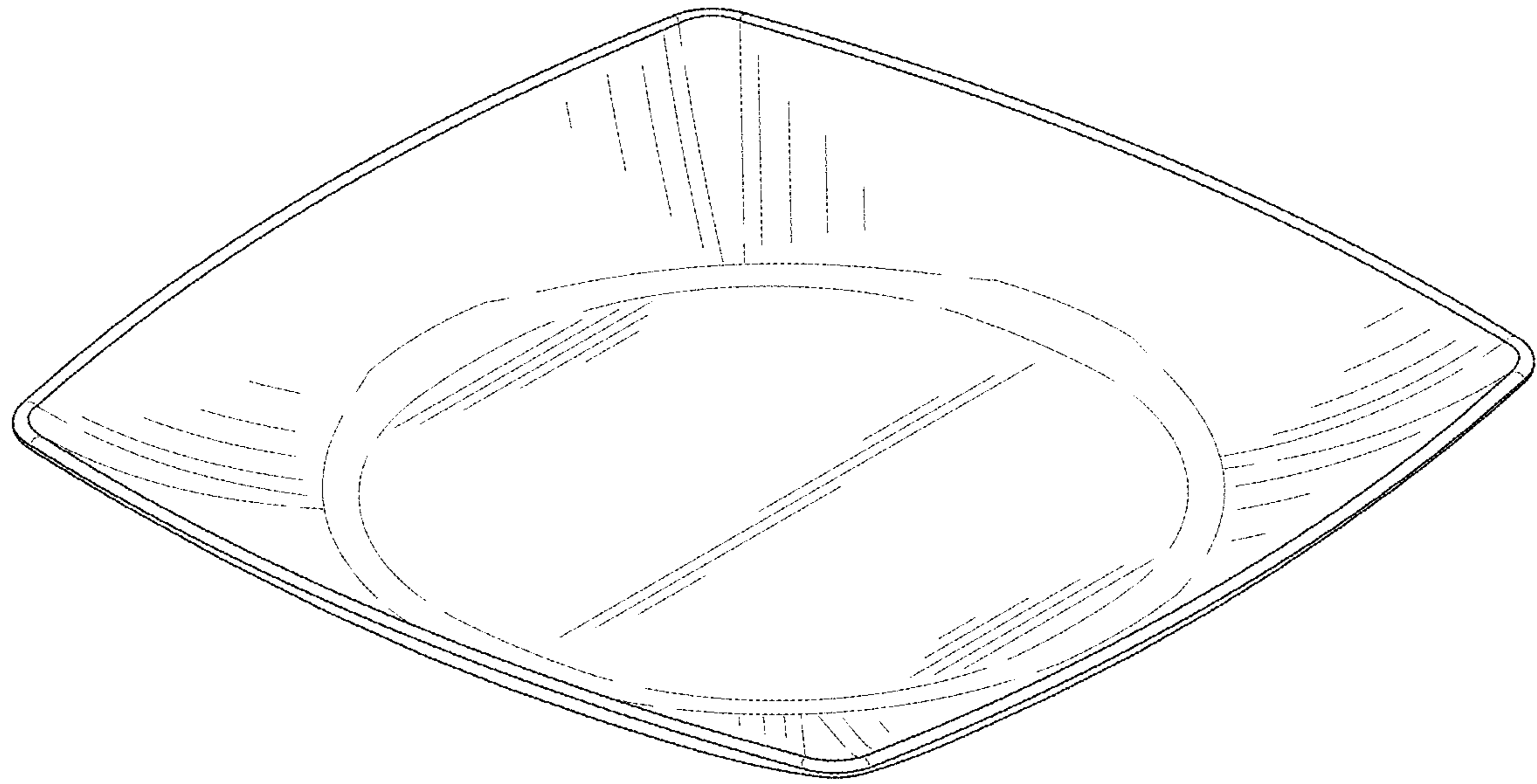


FIG. 1

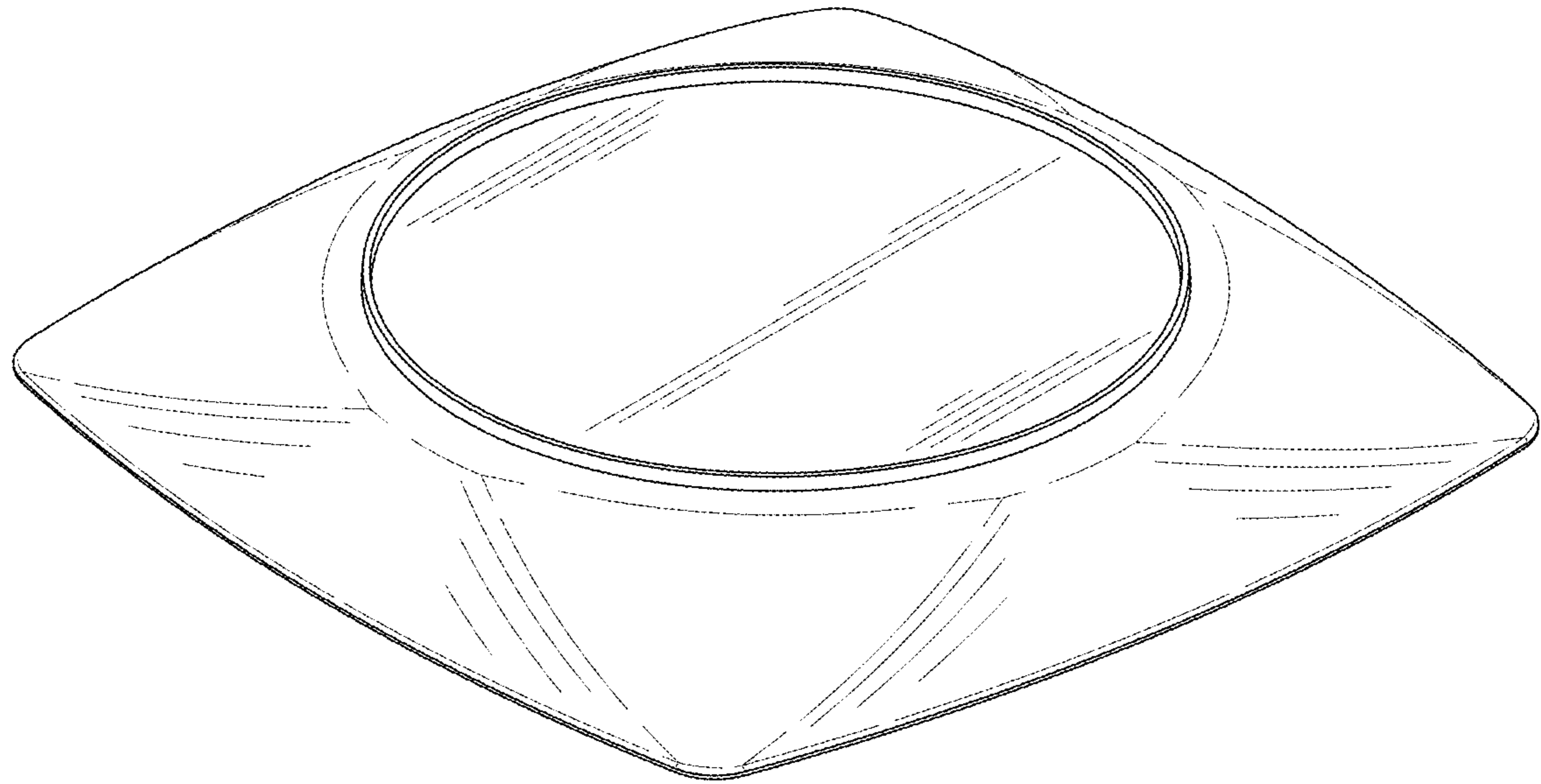


FIG. 2

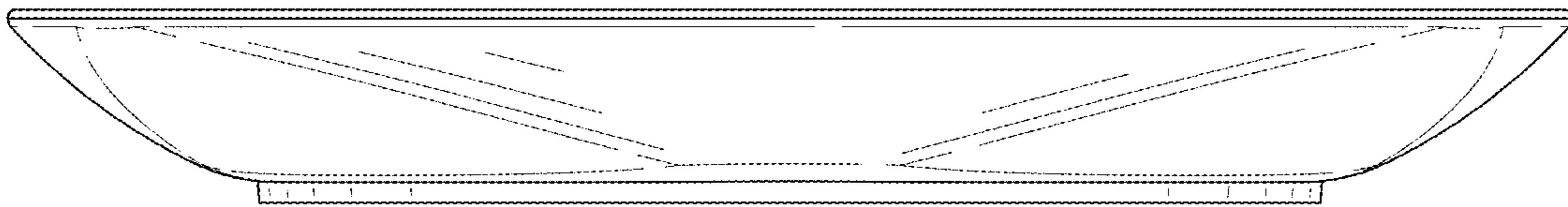


FIG. 3




FIG. 4

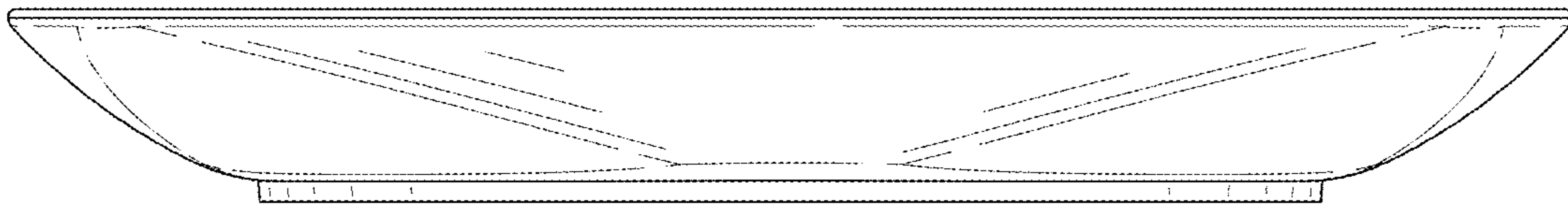


FIG. 5




FIG. 6

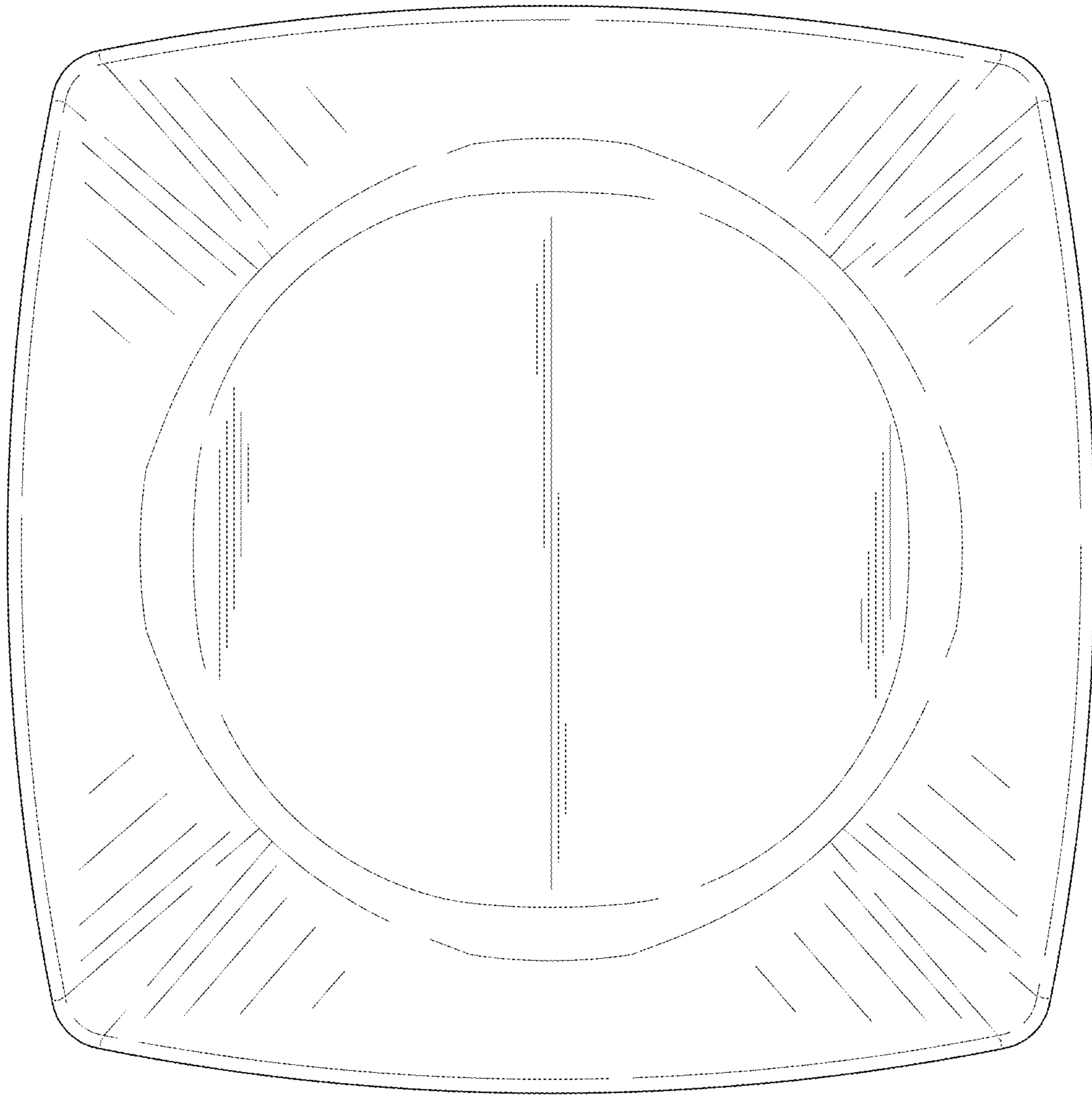


FIG. 7



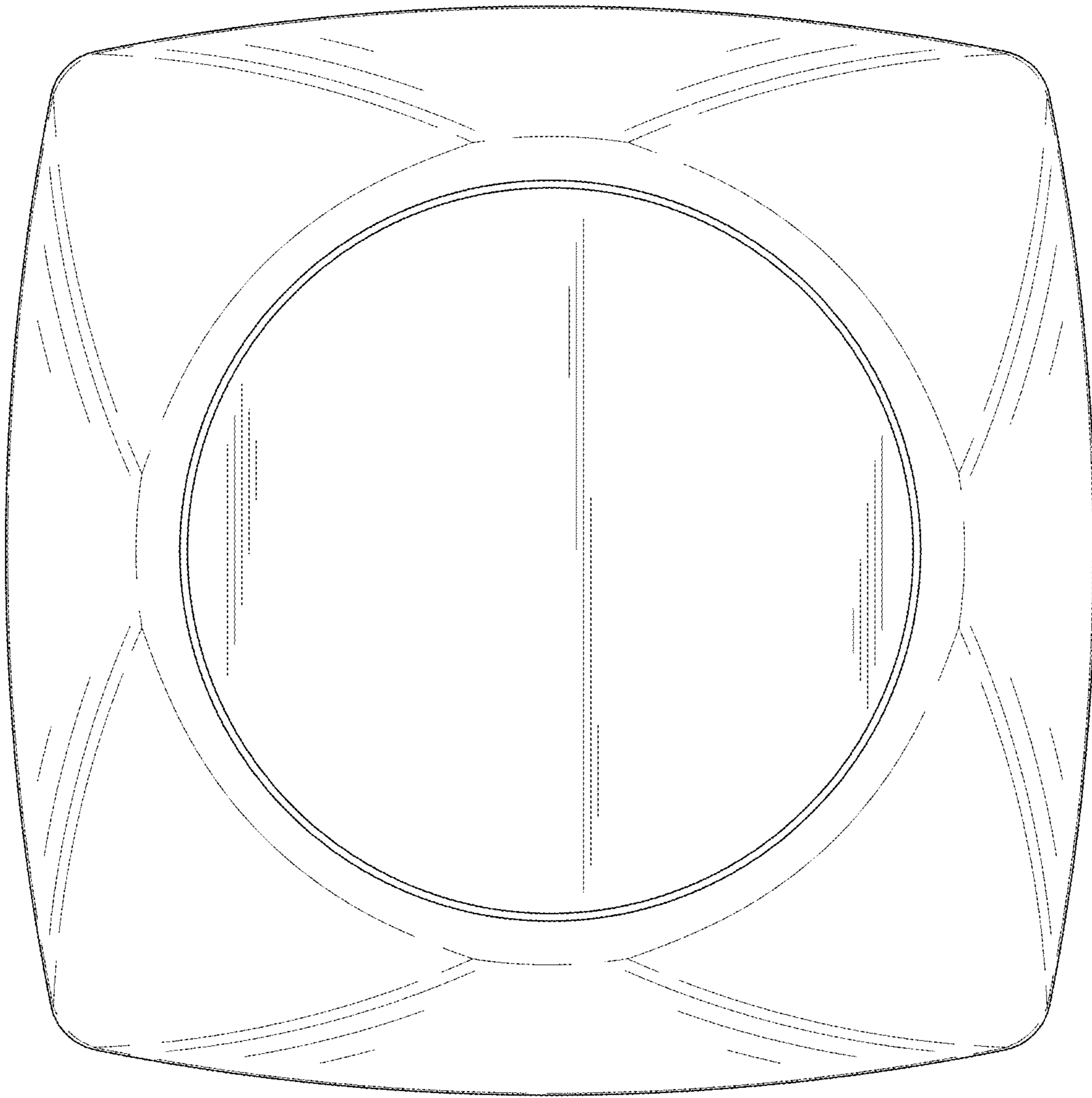


FIG. 8