



US00D955801S

(12) **United States Design Patent**  
**Ins**

(10) **Patent No.:** **US D955,801 S**

(45) **Date of Patent:** **\*\* \*Jun. 28, 2022**

(54) **FRYING PAN**

(71) Applicant: **AMERICA COOK CORP.**, Riverside,  
CA (US)

(72) Inventor: **David Ins**, Riverside, CA (US)

(73) Assignee: **AMERICA COOK CORP.**

(\*) Notice: This patent is subject to a terminal disclaimer.

(\*\*) Term: **15 Years**

(21) Appl. No.: **29/733,919**

(22) Filed: **May 7, 2020**

(51) **LOC (13) Cl.** ..... **07-02**

(52) **U.S. Cl.**

USPC ..... **D7/354**; D7/360; D7/361

(58) **Field of Classification Search**

USPC ..... D7/323, 354–363, 391, 393–396, 409

CPC ..... A47G 19/12; A47J 27/00; A47J 27/002;

A47J 27/08; A47J 27/21; A47J 27/58;

A47J 36/025; A47J 36/06; A47J 36/12;

A47J 37/00; A47J 37/10; A47J 37/101;

A47J 37/103; A47J 37/108; A47J 37/12;

A47J 37/1204; A47J 45/061; A47J

45/071; A47J 45/08; H05B 6/12

See application file for complete search history.

(56) **References Cited**

**U.S. PATENT DOCUMENTS**

D287,092 S	12/1986	Durand	
D470,716 S	2/2003	Kloppsteck	
D482,563 S	11/2003	Candianides	
D507,719 S	7/2005	Spagnolo	
D544,294 S	6/2007	Lee	
D555,421 S *	11/2007	Thurlow	D7/395
D559,032 S	1/2008	Kellermann et al.	
D579,715 S	11/2008	Pawson et al.	

D581,721 S 12/2008 Rae  
D587,519 S 3/2009 Cheng et al.  
D589,741 S 4/2009 Gerlach

(Continued)

*Primary Examiner* — Ricky Pham

(74) *Attorney, Agent, or Firm* — Hoglund & Pamas,  
PSC; Roberto J. Rios

(57) **CLAIM**

The ornamental design for a frying pan, as shown and described.

**DESCRIPTION**

The file of this patent contains photographs executed in color. Copies of this patent or patent application publication with color photograph(s) will be provided by the Office upon request and payment of the necessary fee.

FIG. 1 is a color photographic top front right perspective view of a first embodiment of the frying pan, the top front left perspective view being a mirror image thereof;

FIG. 2 is a color photographic right perspective view of FIG. 1, the left perspective view being a mirror image thereof;

FIG. 3 is a color photographic top view of FIG. 1;

FIG. 4 is a color photographic top rear right perspective view of a second embodiment of the frying pan of FIG. 1, the top rear left perspective view being a mirror image thereof;


FIG. 5 is a color photographic right perspective view of FIG. 4, the left perspective view being a mirror image thereof; and,

FIG. 6 is a color photographic top view of FIG. 4.

Shadows and reflections do not represent any particular color, material, texture or finish. Colors shown in the photographs form part of the claimed design.

The bottom of the frying pan is flat and unornamented. The frying pan of the invention has decorative textured surfaces comprising a rough slate finish on the inner (food contacting) surface and on the exterior surface thereof as shown in the photographs.

**1 Claim, 6 Drawing Sheets**  
**(3 of 6 Drawing Sheet(s) Filed in Color)**



(56)

**References Cited**

U.S. PATENT DOCUMENTS

D589,744 S *	4/2009	Rae .....	D7/395
D598,702 S	8/2009	Hoekstra	
D628,851 S	12/2010	Bergne	
D677,516 S	3/2013	Cloutier	
D682,012 S	5/2013	Lin	
D682,013 S	5/2013	Huang	
D693,627 S	11/2013	Moon et al.	
D696,060 S	12/2013	Schleinker	
D732,335 S	6/2015	Thonis	
D734,091 S *	7/2015	Moon .....	D7/361
D751,333 S	3/2016	Moehl	
D751,334 S	3/2016	Pan	
D763,618 S	8/2016	Feng et al.	
D777,506 S	1/2017	Mirchandani et al.	
D783,338 S *	4/2017	Mirchandani .....	D7/361
D784,754 S	4/2017	Li	
D797,491 S	9/2017	Mirchandani et al.	
D797,494 S *	9/2017	Mirchandani .....	D7/361
9,833,101 B2 *	12/2017	Moon .....	H05B 6/1209
D834,875 S *	12/2018	Feng .....	D7/361
D862,978 S *	10/2019	Hollinger .....	D7/395
D876,152 S *	2/2020	Levy .....	D7/354
D907,434 S *	1/2021	Rajasekaran .....	D7/395
2011/0073602 A1 *	3/2011	Musil .....	A47J 27/002 220/573.2
2013/0037553 A1 *	2/2013	Bourbeau .....	A47J 45/061 220/573.1
2015/0083711 A1 *	3/2015	Moon .....	A47J 27/002 219/621

\* cited by examiner



FIGURE 1



FIGURE 2



FIGURE 3

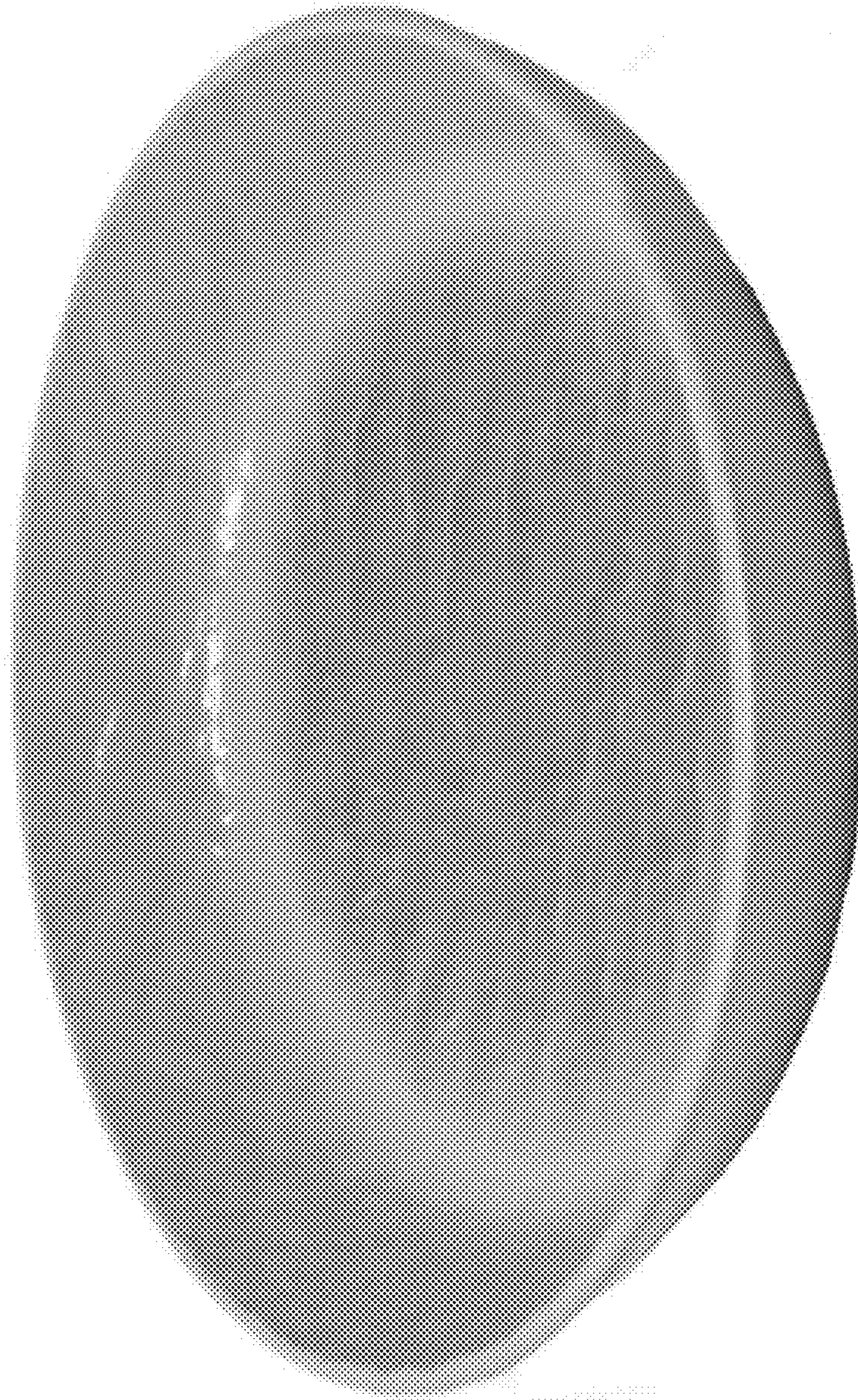


FIGURE 4




FIGURE 5

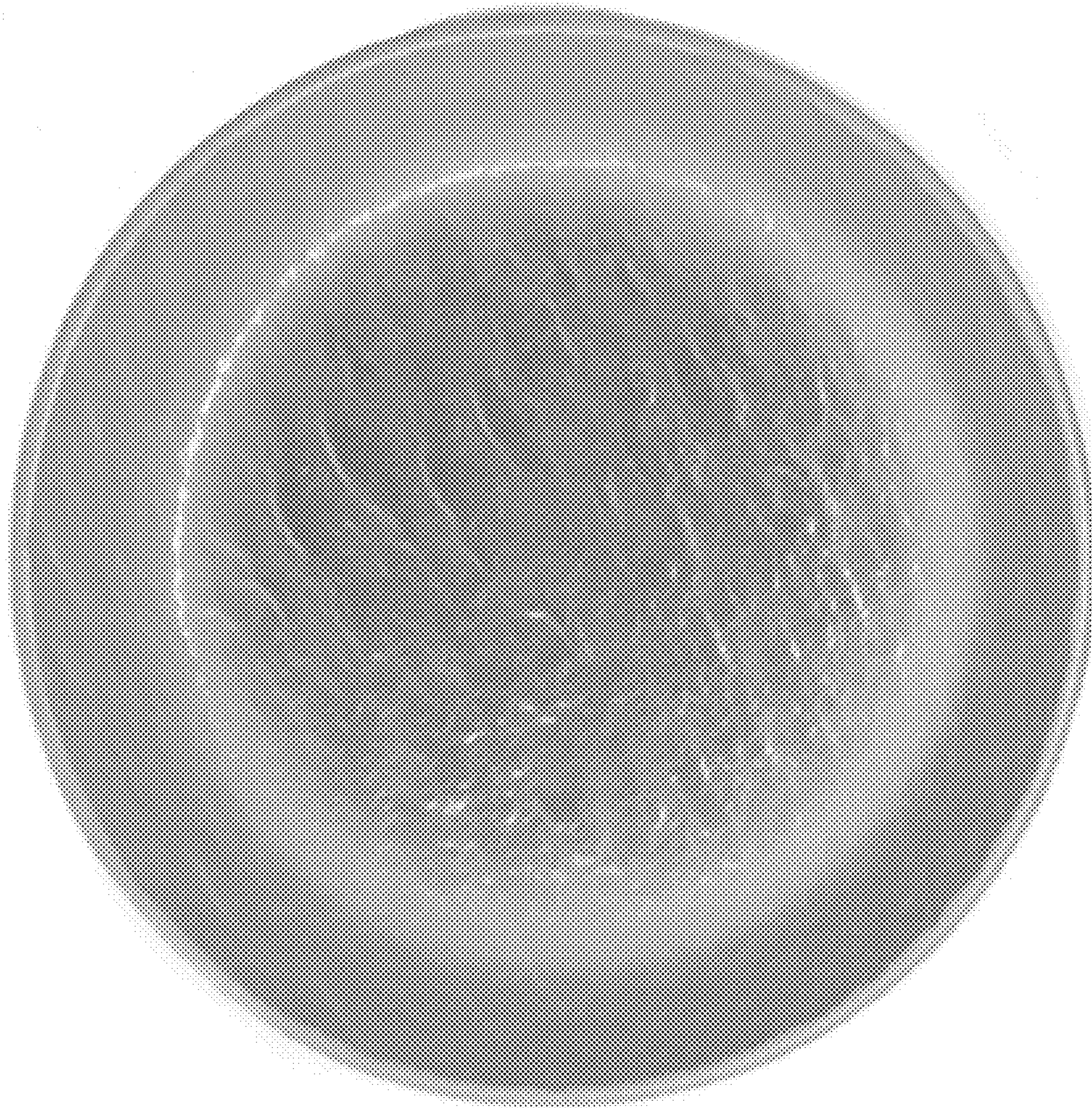


FIGURE 6