



US00D955791S

(12) **United States Design Patent**
Vollmer, III

(10) **Patent No.:** **US D955,791 S**
(45) **Date of Patent:** **** Jun. 28, 2022**

(54) **FABRIC DISPLAY APPARATUS**

FOREIGN PATENT DOCUMENTS

(71) Applicant: **JO-ANN STORES, LLC**, Hudson, OH
(US)

CN 2376255 Y 5/2000
CN 201533739 U 7/2010
CN 203693109 U 7/2014

(72) Inventor: **Richard Vollmer, III**, Aurora, OH (US)

OTHER PUBLICATIONS

(73) Assignee: **Jo-Ann Stores, LLC**, Hudson, OH
(US)

Peg board hanger; <http://playmusicmp3.info/peg-board-hanger/>; accessed on Oct. 7, 2019.

(**) Term: **15 Years**

(Continued)

(21) Appl. No.: **29/711,670**

Primary Examiner — Kelley A Donnelly

(22) Filed: **Nov. 1, 2019**

(74) *Attorney, Agent, or Firm* — Hahn Loeser & Parks LLP; Daniel J. Smola

(51) **LOC (13) Cl.** **06-06**

(52) **U.S. Cl.**
USPC **D6/682.2**

(57) **CLAIM**

(58) **Field of Classification Search**
USPC D6/320, 326, 672, 673, 674, 675, 682,
D6/682.1, 682.2, 512–513, 553; D9/730,
D9/734
CPC A47F 1/00; A47F 1/04; A47F 7/16; A45C
11/24; A47G 29/08; A47G 29/00
See application file for complete search history.

The ornamental design for a fabric display apparatus, as shown and described.

DESCRIPTION

(56) **References Cited**

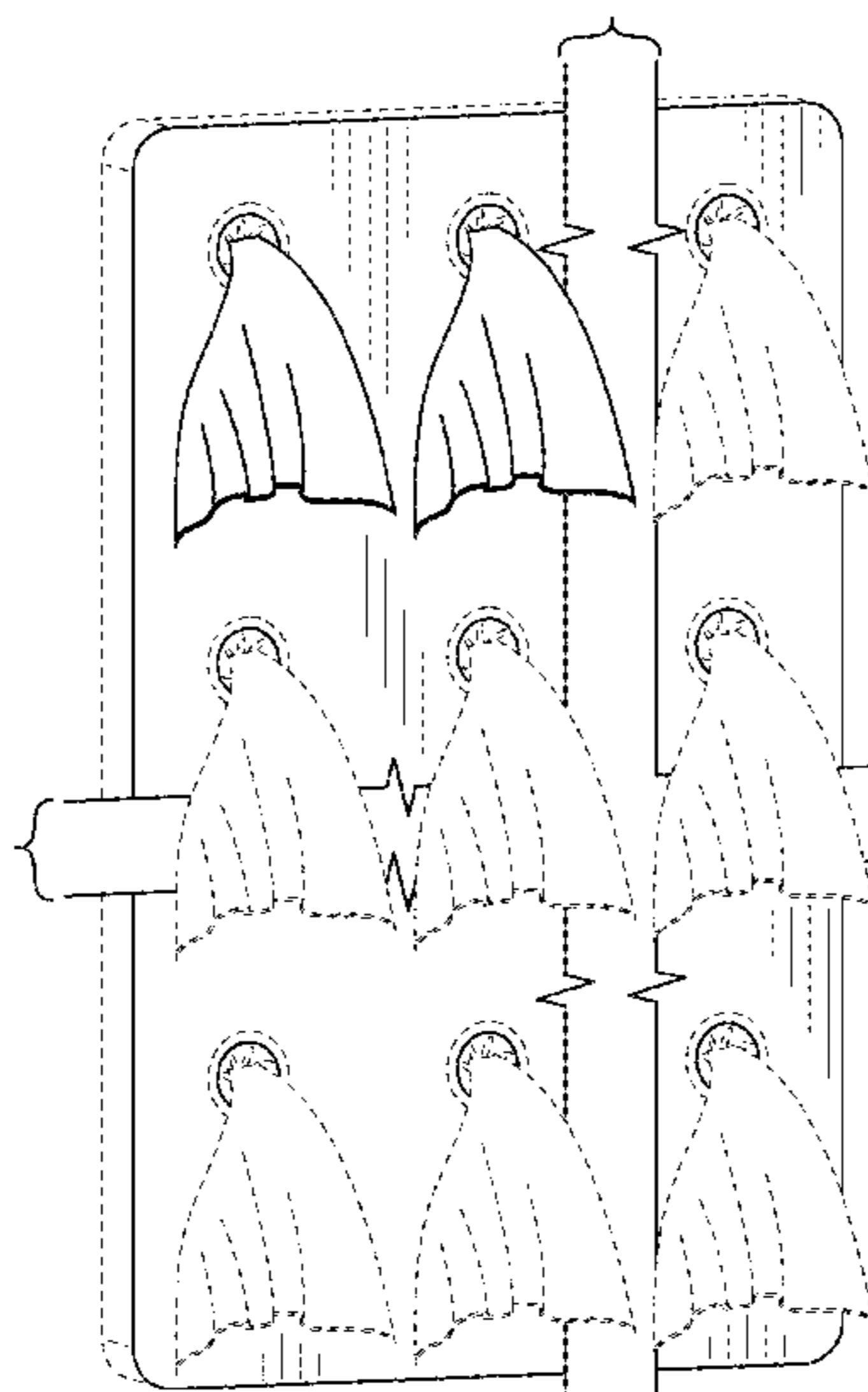
U.S. PATENT DOCUMENTS

2,172,172	A *	9/1939	Mount	A47F 7/0028
					434/367
D258,030	S *	1/1981	Davis	D19/85
D291,754	S *	9/1987	Griswold	D6/553
5,346,167	A *	9/1994	Smialek		
5,505,294	A *	4/1996	Kilmartin, III	A47F 7/02
					206/503
5,826,711	A *	10/1998	Ovadia	A47F 7/02
					206/6.1
6,059,115	A *	5/2000	Ovadia	A45C 11/16
					206/562
D472,058	S *	3/2003	Weichert	D6/315
D499,195	S *	11/2004	Winig	D25/152
D560,592	S *	1/2008	Brassard	D12/415

(Continued)

FIG. 1 is a perspective view of the fabric display apparatus; FIG. 2 is a front elevational view of the fabric display apparatus of FIG. 1; FIG. 3 is a rear elevational view of the fabric display apparatus of FIG. 1; FIG. 4 is a right side elevational view of the fabric display apparatus of FIG. 1; FIG. 5 is a left side elevational view of the fabric display apparatus of FIG. 1; FIG. 6 is a top plan view of the fabric display apparatus of FIG. 1; and, FIG. 7 is a bottom plan view of the fabric display apparatus of FIG. 1. The broken lines in the drawings illustrate portions of the fabric display apparatus that form no part of the claimed design.

1 Claim, 4 Drawing Sheets



(56)

References Cited

U.S. PATENT DOCUMENTS

8,292,097 B2 * 10/2012 Goldberg A47F 7/024
211/85.2
D781,070 S * 3/2017 Peterson D6/553
D799,239 S * 10/2017 Wall D6/553
D831,380 S * 10/2018 Pierce D6/553
10,087,978 B2 10/2018 Wall
D873,660 S * 1/2020 Akana D9/436
D882,818 S * 4/2020 Leimkuehler D24/227
2009/0194650 A1 8/2009 Corvo
2014/0034797 A1 2/2014 Markwardt
2018/0093196 A1 4/2018 Smelcer
2019/0166965 A1 6/2019 Robinson

OTHER PUBLICATIONS

Pegboard notch hook; <http://www.discountshelving.com/beta/StoreModules/ProductDetails.aspx?ProductID=PBPH>; accessed on Oct. 7, 2019.

Creative convenient kitchen cloth clips towel pegs non-trace hooks dish cloth hangers free shipping; <https://www.aliexpress.com/item/32349810623.html>; accessed on Oct. 7, 2019.

Little black dress hanging scarf organiser; <https://yaoota.com/en-sa/product/little-black-dress-hanging-scarf-organiser-2-price-from-souq-saudi-arabia>; accessed on Oct. 7, 2019.

* cited by examiner




FIG. 1

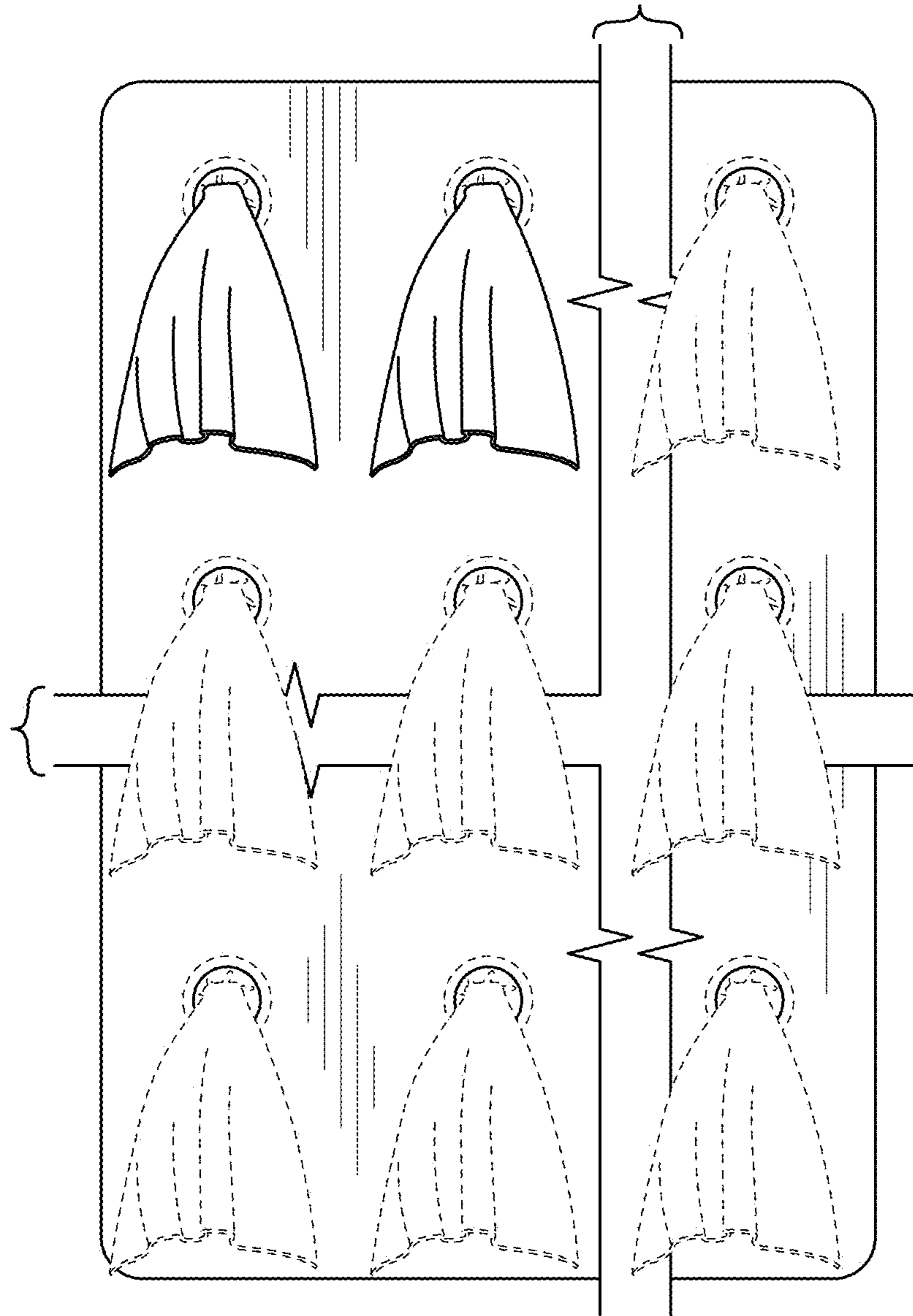


FIG. 2

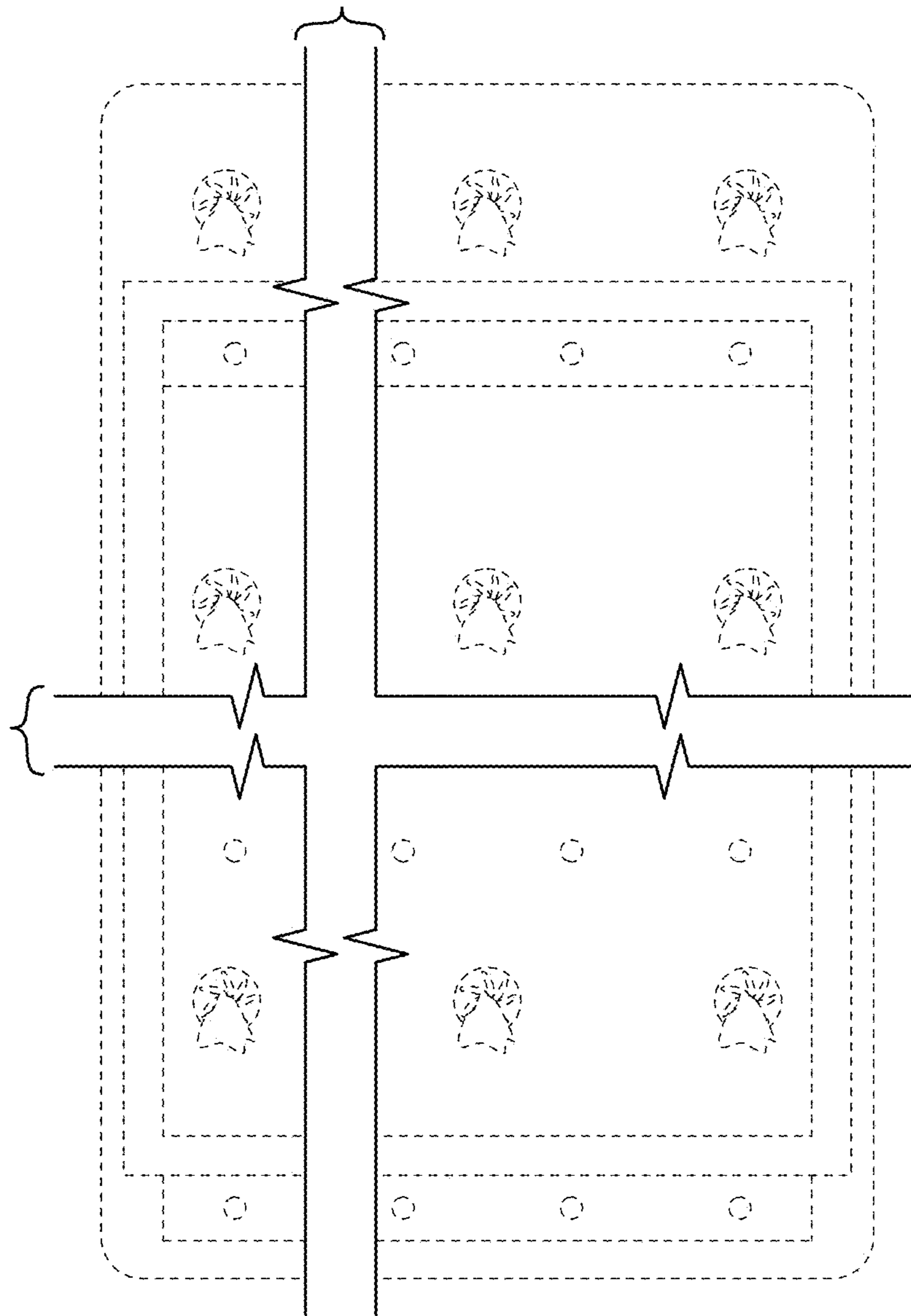


FIG. 3

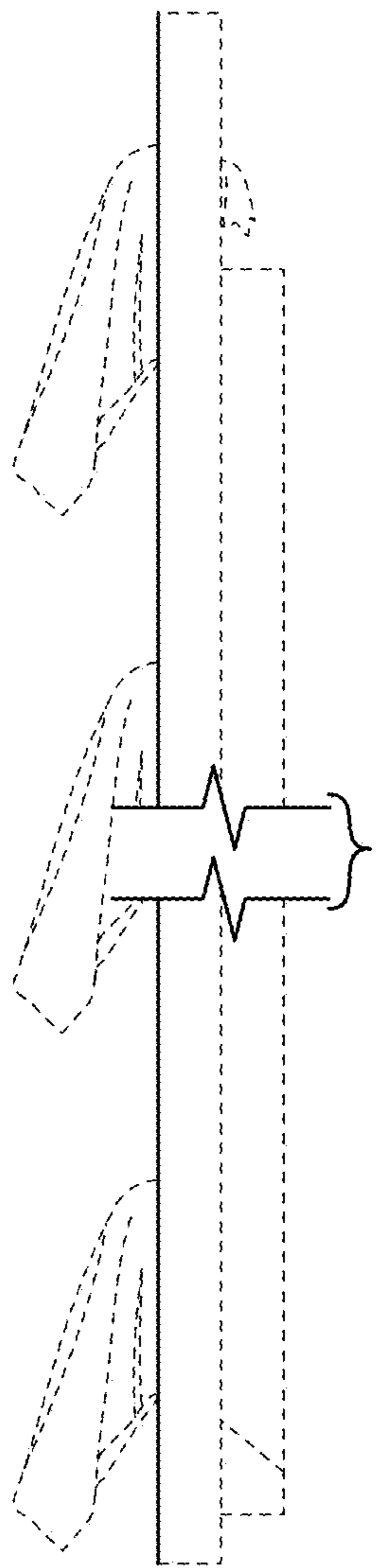


FIG. 4

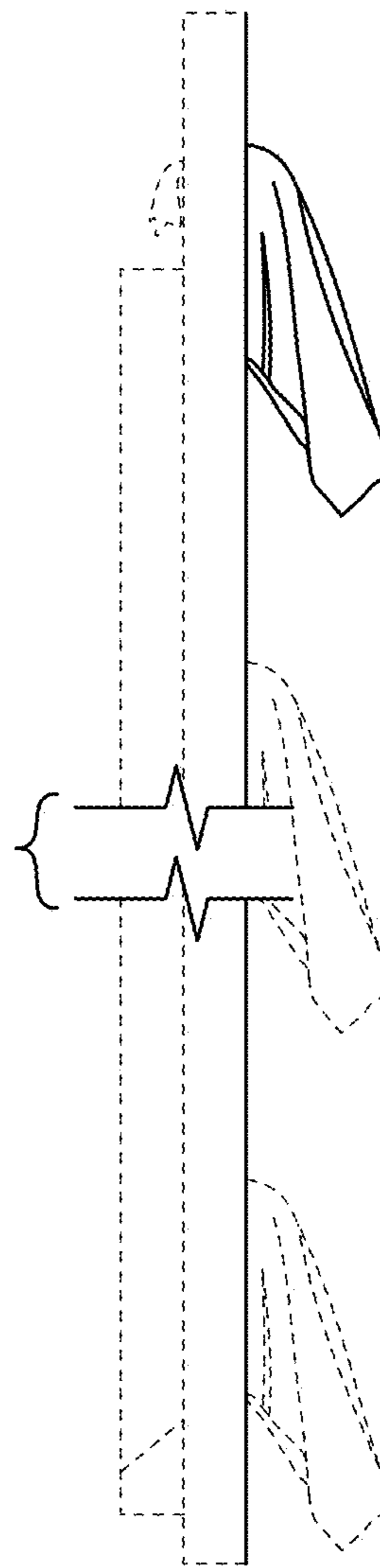


FIG. 5

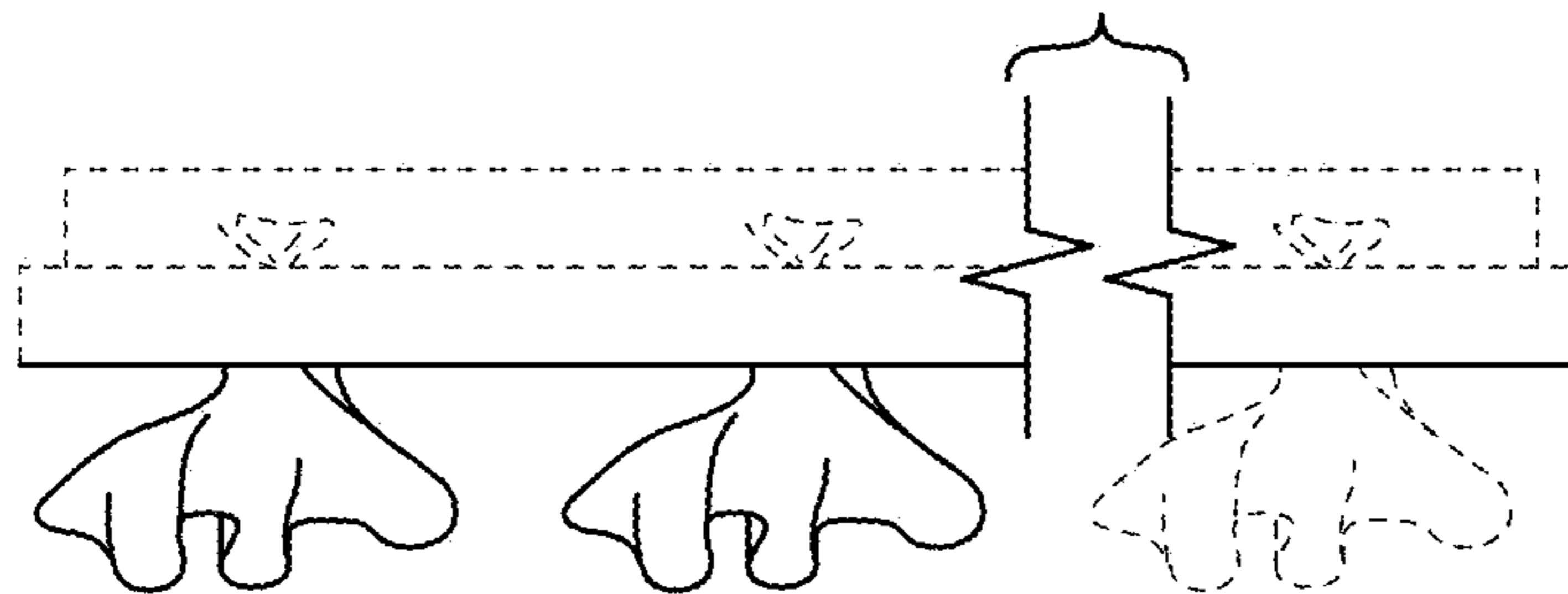


FIG. 6

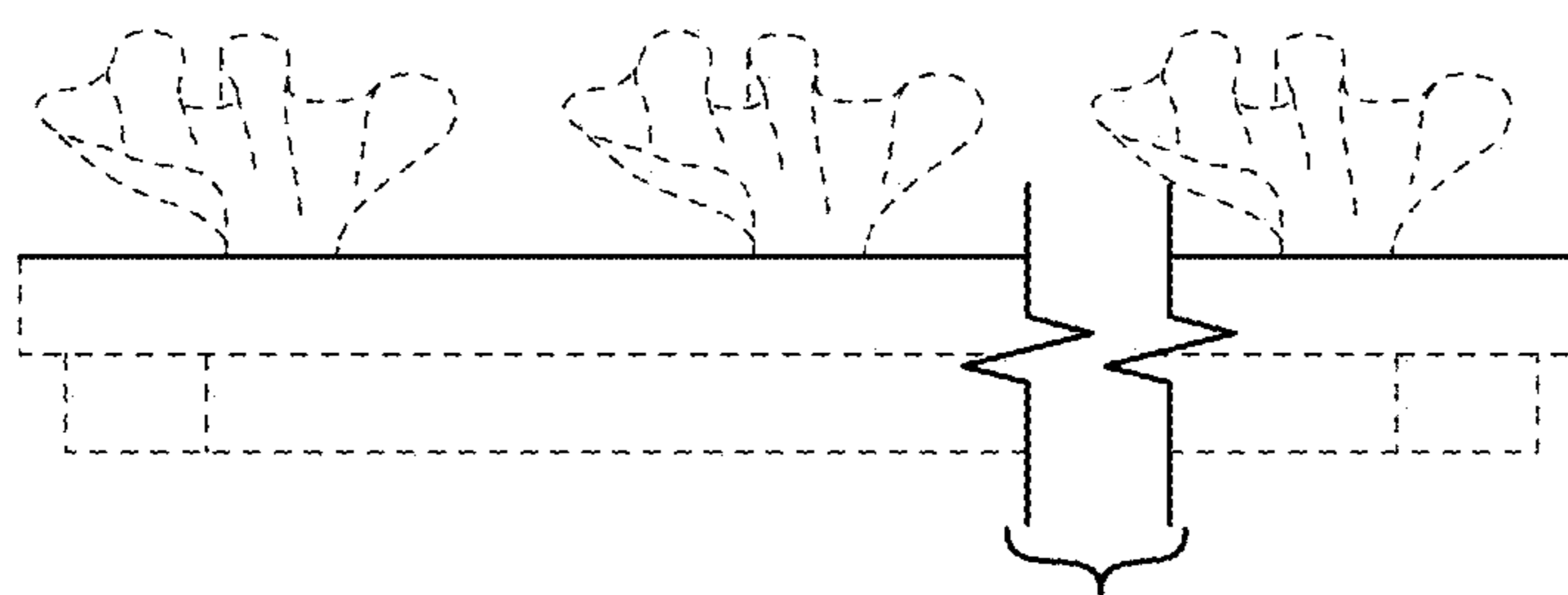


FIG. 7