



US00D955782S

(12) **United States Design Patent**  
**Li**

(10) **Patent No.:** **US D955,782 S**  
(45) **Date of Patent:** **\*\* Jun. 28, 2022**

(54) **WALL-MOUNTED CUP HOLDER WITH  
MARKER SLOT**

(71) Applicant: **Jian Li**, Guangdong (CN)

(72) Inventor: **Jian Li**, Guangdong (CN)

(\*\*) Term: **15 Years**

(21) Appl. No.: **29/764,307**

(22) Filed: **Dec. 29, 2020**

(51) **LOC (13) Cl.** ..... **06-04**

(52) **U.S. Cl.**  
USPC ..... **D6/574**

(58) **Field of Classification Search**  
USPC ..... D6/574, 512, 524, 552, 553, 572, 573,  
D6/569, 672, 673, 675, 675.1, 705, 560;  
D3/304-315, 319; 108/28-29, 152;  
211/13.1, 42, 71.01, 86.01, 87.01, 88.01,  
211/88.03, 90.01, 90.03, 126.1, 133.5,  
211/134, 153, 182; 248/205.3, 235, 243,  
248/247, 249, 250

CPC ..... A47B 43/00; A47B 43/04; A47B 47/0066;  
A47B 47/04; A47B 63/00; A47B 69/00;  
A47B 71/00; B65D 51/00

See application file for complete search history.

(56) **References Cited**

**U.S. PATENT DOCUMENTS**

D245,170 S *	7/1977	Evenson	.....	D19/92
D363,662 S *	10/1995	Plater	.....	D3/304
D448,568 S *	10/2001	Sadr	.....	D3/314
D477,165 S *	7/2003	Petri	.....	D3/304
D530,918 S *	10/2006	Snell	.....	D3/304
D547,064 S *	7/2007	Snell	.....	D3/304
D555,904 S *	11/2007	Snell	.....	D3/304
D605,440 S *	12/2009	Rickard	.....	D3/308
D679,119 S *	4/2013	Puksta	.....	D6/705
D711,943 S *	8/2014	Park	.....	D15/89

D779,879 S *	2/2017	Walker	.....	D7/507
D820,050 S	6/2018	Bergin		
D848,932 S	5/2019	Henderson		
D869,165 S *	12/2019	Thurston	.....	F16N 31/006 D3/304
D925,914 S *	7/2021	Chiang	.....	D3/314

**OTHER PUBLICATIONS**

Amazon.com, Mark Your Cup AN Drink Up Double White Solo Cup Holder, Oct. 24, 2020, <https://www.amazon.com/Disposable-Dispenser-Organizer-Farmhouse-Housewarming/dp/> (Year: 2020).\*

\* cited by examiner

*Primary Examiner* — Nathan M Johnston  
(74) *Attorney, Agent, or Firm* — Rumit R. Kanakia

(57) **CLAIM**

The ornamental design for a wall-mounted cup holder with marker slot, as shown and described.

**DESCRIPTION**

FIG. 1 is a front, right, and top perspective view of a wall-mounted cup holder with marker slot, showing my design.

FIG. 2 is a rear, left, and bottom perspective view thereof.

FIG. 3 is a front elevation view thereof.

FIG. 4 is a rear elevation view thereof.

FIG. 5 is a left side elevation view thereof.

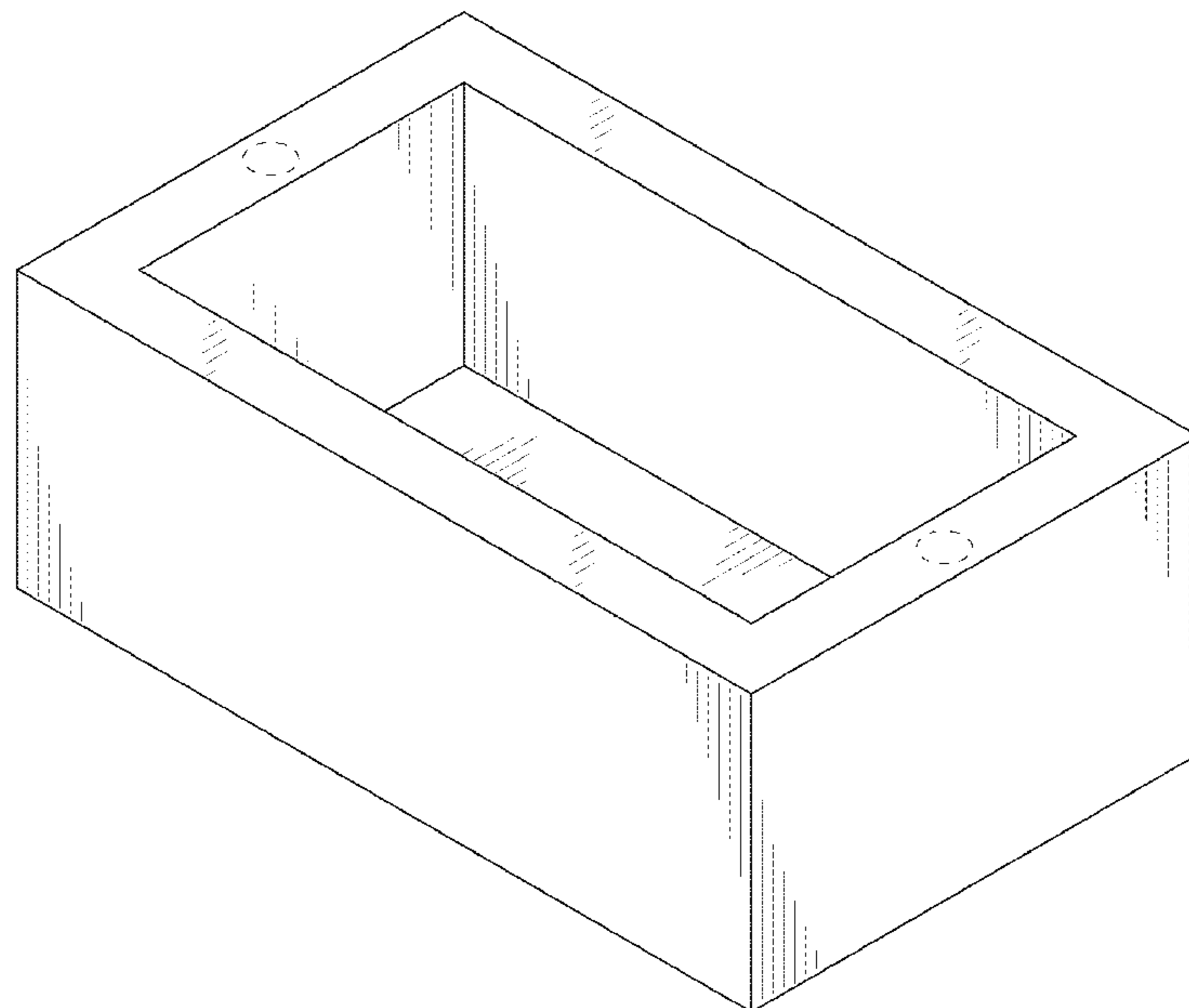
FIG. 6 is a right side elevation view thereof.

FIG. 7 is a top plan view thereof; and,

FIG. 8 is a bottom plan view thereof.

The broken lines in the drawings depict portions of the wall-mounted cup holder with marker slot that form no part of the claimed design.

**1 Claim, 8 Drawing Sheets**






FIG. 1

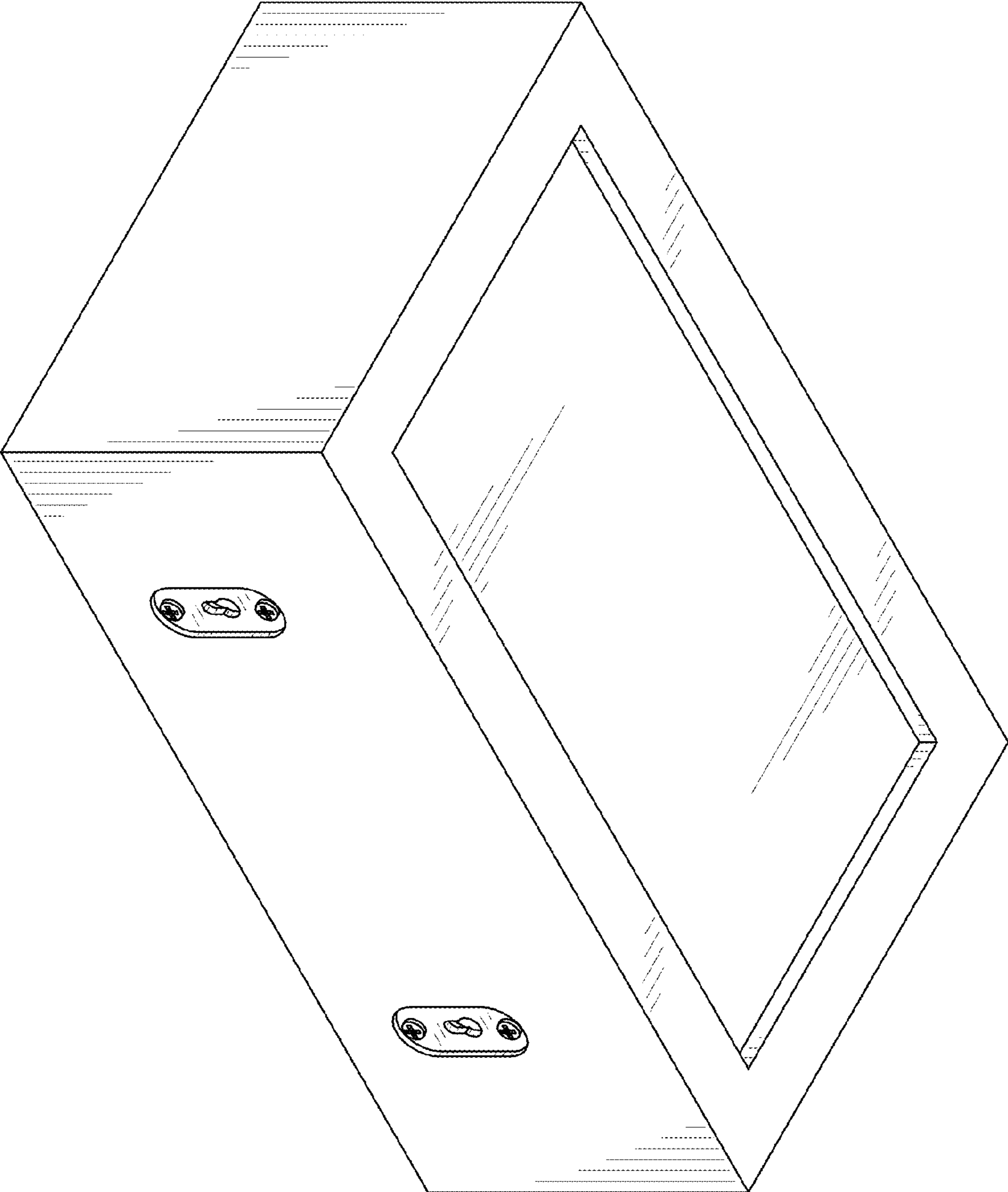


FIG. 2




FIG. 3




FIG. 4




FIG. 5



FIG. 6




FIG. 7






FIG. 8