



US00D955773S

(12) **United States Design Patent** (10) **Patent No.:** **US D955,773 S**
Cameron-Donald et al. (45) **Date of Patent:** **** Jun. 28, 2022**

(54) **SLEEPING COMPARTMENT**

OTHER PUBLICATIONS

(71) Applicant: **AIR NEW ZEALAND LIMITED**,
Auckland (NZ)
(72) Inventors: **Kate Elizabeth Cameron-Donald**,
Masterton (NZ); **Zoe Marie-Josee Julia**
Wenn, Auckland (NZ)
(73) Assignee: **AIR NEW ZEALAND LIMITED**,
Auckland (NZ)
(**) Term: **15 Years**
(21) Appl. No.: **29/746,880**

Air New Zealand to put economy travellers to sleep, available in
airnewzealand.com, published Feb. 26, 2020 Year 2020 [online],
Retrieved Jan. 3, 2022 from URL: <https://www.airnewzealand.com/press-release-2020-airnz-to-put-economy-travellers-to-sleep> (Year:
2020).*

(Continued)

Primary Examiner — Vy N Koenig
Assistant Examiner — Michelle M Reeves
(74) *Attorney, Agent, or Firm* — Dann, Dorfman, Herrell
and Skillman, P.C.

(22) Filed: **Aug. 18, 2020**

(57) **CLAIM**

(30) **Foreign Application Priority Data**

The ornamental design for a sleeping compartment, as
shown and described.

Feb. 20, 2020 (NZ) 427150
(51) **LOC (13) Cl.** **06-02**
(52) **U.S. Cl.**
USPC **D6/383**
(58) **Field of Classification Search**
USPC D6/383, 382, 384, 393-395, 718, 718.2,
D6/718.23, 718.13, 718.29, 734;
D12/345, 40, 318, 99; D25/16
(Continued)

DESCRIPTION

FIG. 1 is a front, right-side, perspective view of a sleeping
compartment embodying the design;
FIG. 2 is a top, front, perspective view thereof;
FIG. 3 is a top, front, right-side, perspective view thereof;
FIG. 4 is a top, front, left-side, perspective view thereof;
FIG. 5 is bottom, front, perspective view thereof;
FIG. 6 is a bottom, front, right-side, perspective view
thereof;
FIG. 7 is a bottom, front, left-side, perspective view thereof;
FIG. 8 is a front view thereof;
FIG. 9 is top, rear, right-side, perspective view thereof;
FIG. 10 is a front, left-side, interior, perspective view
thereof; and,
FIG. 11 is a front, right-side, interior, perspective view
thereof.
The broken lines in the drawings depict environmental
subject matter and form no part of the claimed design.

(56) **References Cited**

U.S. PATENT DOCUMENTS

D49,641 S * 9/1916 Cohen D12/96
2,280,065 A * 4/1942 De Roode B61D 31/00
244/118.6

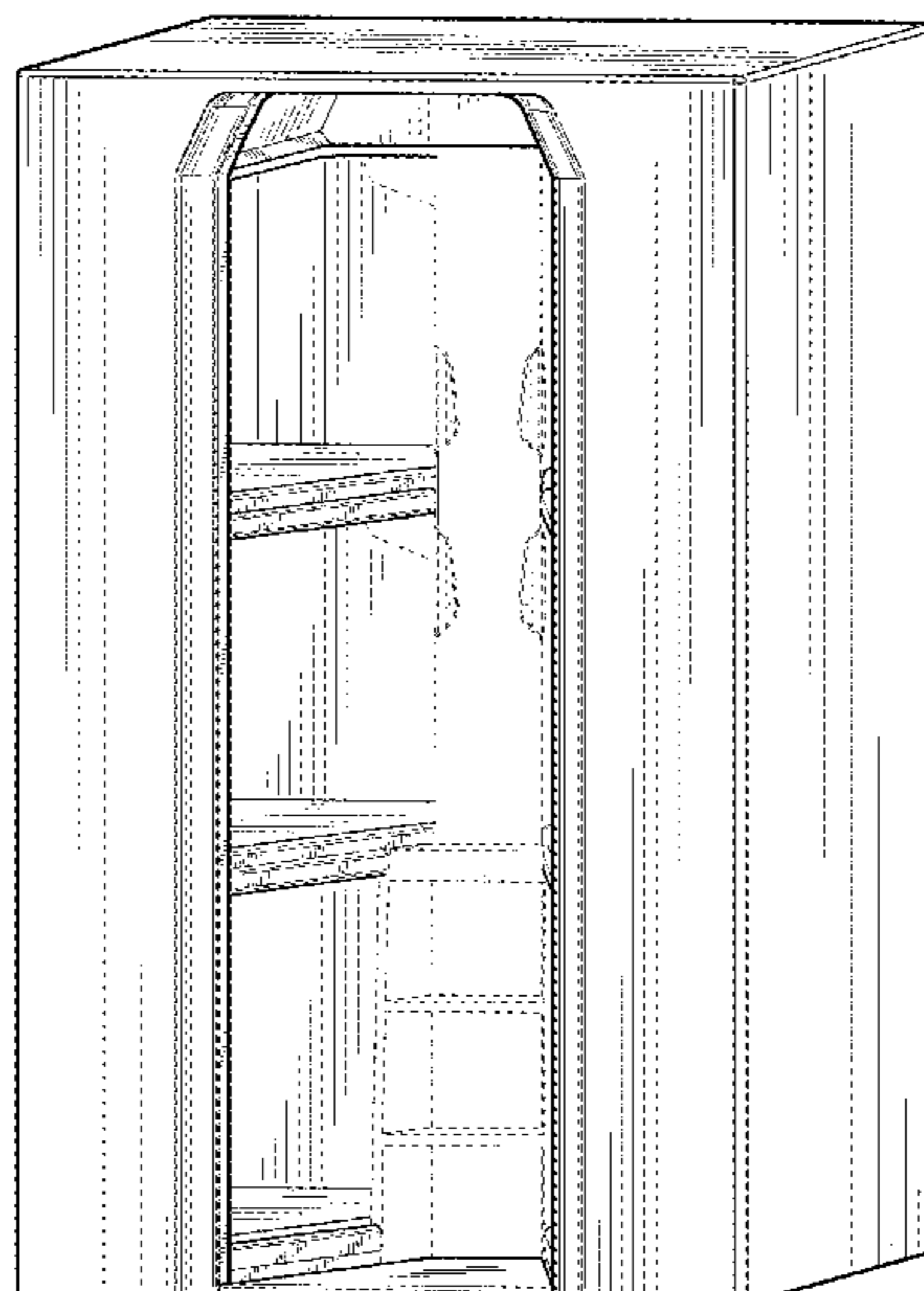
(Continued)

FOREIGN PATENT DOCUMENTS

CN 101234641 A 8/2008
CN 105291924 A 2/2016

(Continued)

1 Claim, 11 Drawing Sheets



(58) **Field of Classification Search**
 CPC B64D 11/06; B64D 11/00
 See application file for complete search history.

(56) **References Cited**

U.S. PATENT DOCUMENTS

D154,773 S * 8/1949 Haman et al. D12/40
 2,480,322 A * 8/1949 Cozzoli A61G 3/0825
 244/118.6
 D164,200 S * 8/1951 Rowland D6/393
 4,071,210 A * 1/1978 Mutke B60N 2/34
 105/314
 4,589,612 A 5/1986 Halim
 4,594,817 A * 6/1986 McLaren A47C 19/20
 52/34
 4,745,643 A * 5/1988 Clarke A47C 19/202
 114/192
 5,784,836 A 7/1998 Ehrick
 6,056,239 A * 5/2000 Cantu B64D 11/06
 244/118.5
 6,073,883 A * 6/2000 Ohlmann B64D 11/00
 105/316
 6,152,400 A 11/2000 Sankrithi et al.
 6,155,519 A 12/2000 Rajasingham
 7,156,344 B1 * 1/2007 Guering B64C 1/0683
 244/118.5
 7,275,716 B2 * 10/2007 Saint-Jalmes B64D 11/00
 244/118.6
 7,681,951 B2 * 3/2010 Doebertin B64D 11/0604
 297/245
 7,699,264 B2 4/2010 Guering
 7,770,845 B2 * 8/2010 Saint-Jalmes B64D 11/06
 244/118.6
 D628,138 S * 11/2010 Collins D12/345
 7,934,679 B2 * 5/2011 Bock B64D 11/0605
 244/118.6
 8,070,098 B2 12/2011 Guering
 8,763,954 B2 * 7/2014 Rajasingham B60N 2/34
 244/118.6
 8,794,569 B1 * 8/2014 Ohlmann B64D 11/00
 244/118.6
 8,888,043 B1 * 11/2014 Olliges B64D 11/00
 244/118.6
 9,096,318 B2 8/2015 Ergenci et al.
 9,162,768 B2 * 10/2015 Henshaw B64D 11/0601

9,555,889 B2 * 1/2017 Wartena B64D 11/04
 9,604,724 B2 * 3/2017 Savard B60N 2/24
 9,643,724 B2 * 5/2017 Brunaux B64D 11/04
 D814,656 S * 4/2018 Tay D25/16
 9,994,318 B2 6/2018 Roese et al.
 D906,002 S * 12/2020 O'Hara D6/384
 D907,557 S * 1/2021 Wasilewski D12/318
 10,909,397 B2 * 2/2021 Behr H04N 5/23219
 11,124,300 B2 * 9/2021 Dowty B64D 11/0601
 11,142,320 B2 * 10/2021 Lee B64D 11/0604
 2005/0012363 A1 * 1/2005 Ferry B62D 33/0612
 297/62
 2006/0054741 A1 * 3/2006 Mills B64D 11/00
 244/118.5
 2008/0011901 A1 1/2008 Guering
 2008/0282467 A1 11/2008 Edwards
 2011/0114789 A1 5/2011 Ergenci et al.
 2014/0246886 A1 * 9/2014 Savard B64D 11/0641
 297/62
 2014/0298582 A1 10/2014 Kircher et al.
 2016/0015186 A1 * 1/2016 Wright A47C 17/84
 5/400
 2016/0075432 A1 3/2016 Wartena
 2016/0297529 A1 * 10/2016 Cailleteau B64D 11/0641
 2017/0137109 A1 5/2017 Sieben
 2019/0031350 A1 1/2019 Chen
 2020/0062400 A1 2/2020 Safran
 2020/0262562 A1 * 8/2020 Dowty B64C 1/1423
 2021/0276716 A1 * 9/2021 Nicholas B64D 11/0601
 2021/0371111 A1 * 12/2021 Sethapun B64D 11/003

FOREIGN PATENT DOCUMENTS

CN 107697305 A 2/2018
 EP 2371650 B1 10/2011
 EP 2786934 B1 8/2014
 EP 2848532 B1 3/2015
 WO 0228712 A1 4/2002
 WO 2018211076 A1 11/2018

OTHER PUBLICATIONS

Priestman Goode Internet Advertisement as viewed at <https://www.priestmangoode.com/project/obb-austrian-federal-railways/> on Dec. 7, 2021.

* cited by examiner

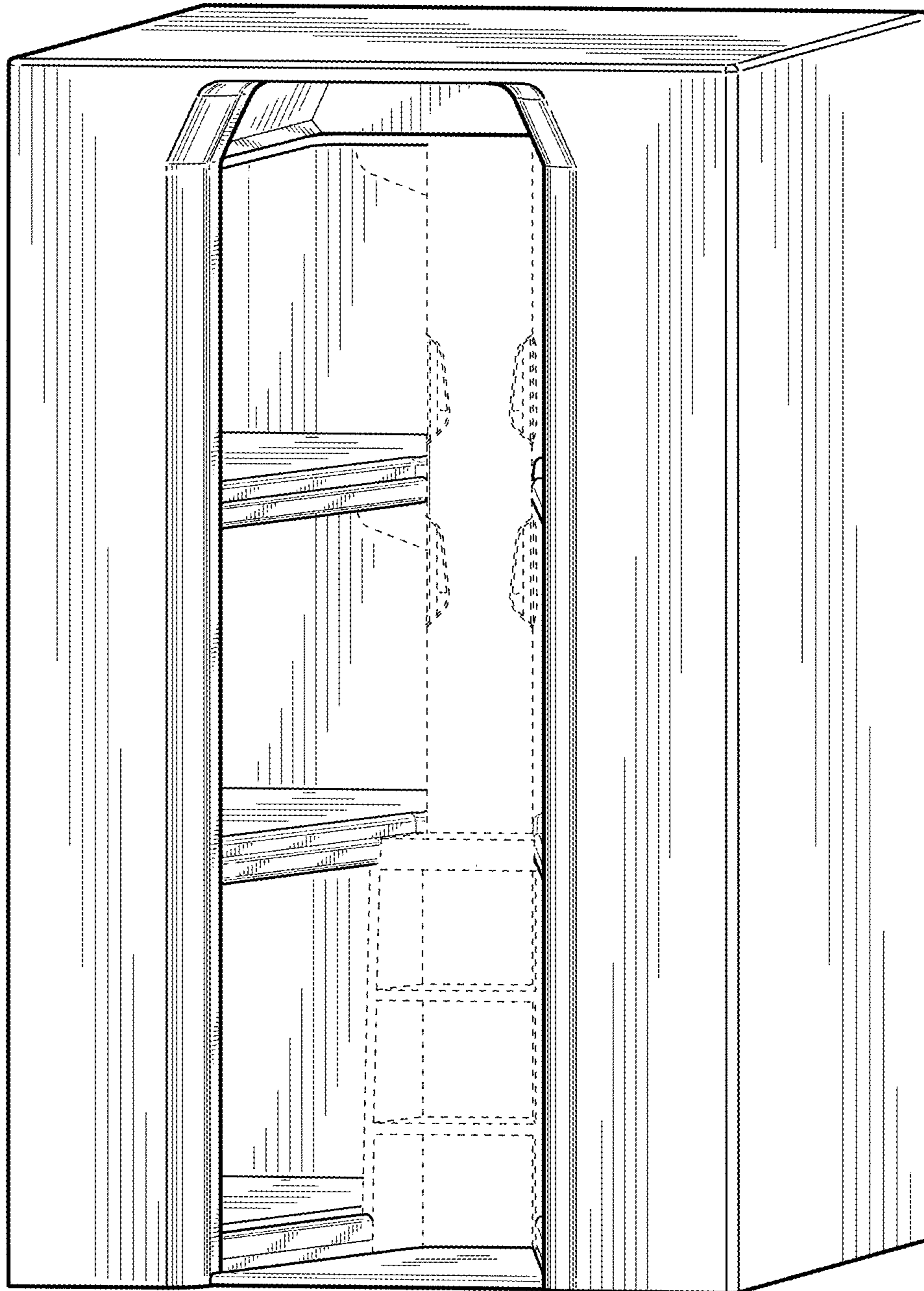


FIG. 1

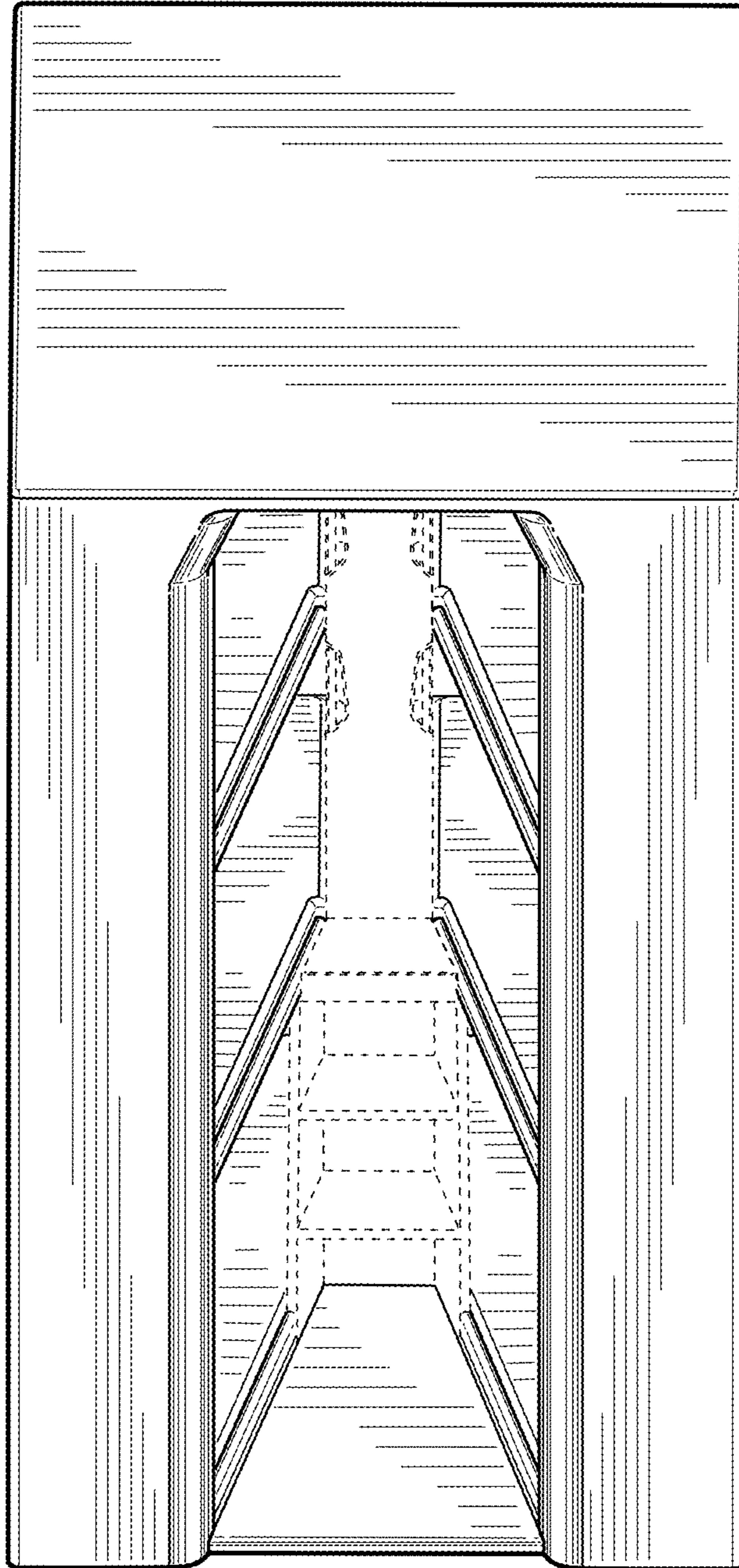


FIG. 2




FIG. 3

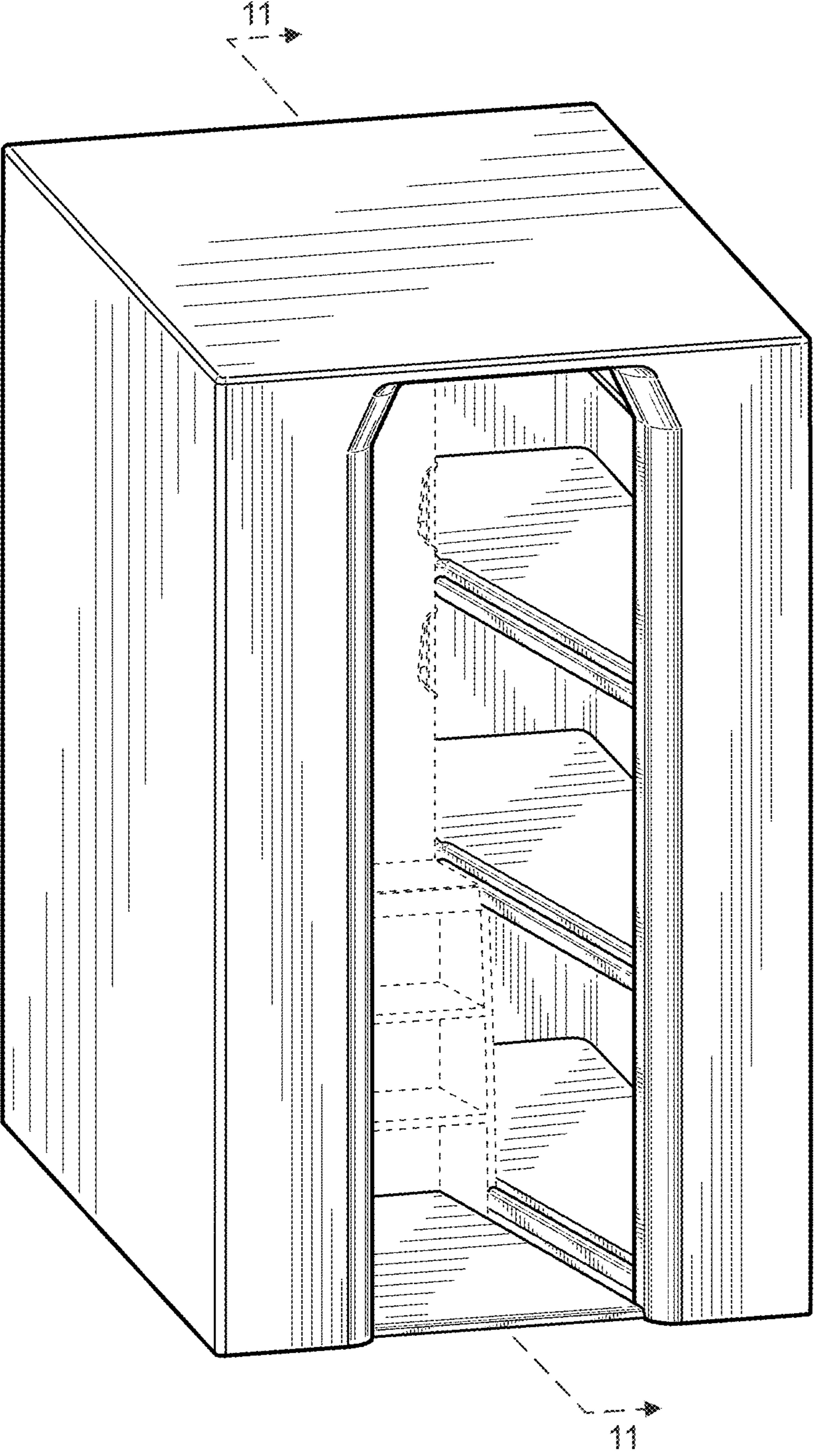


FIG. 4

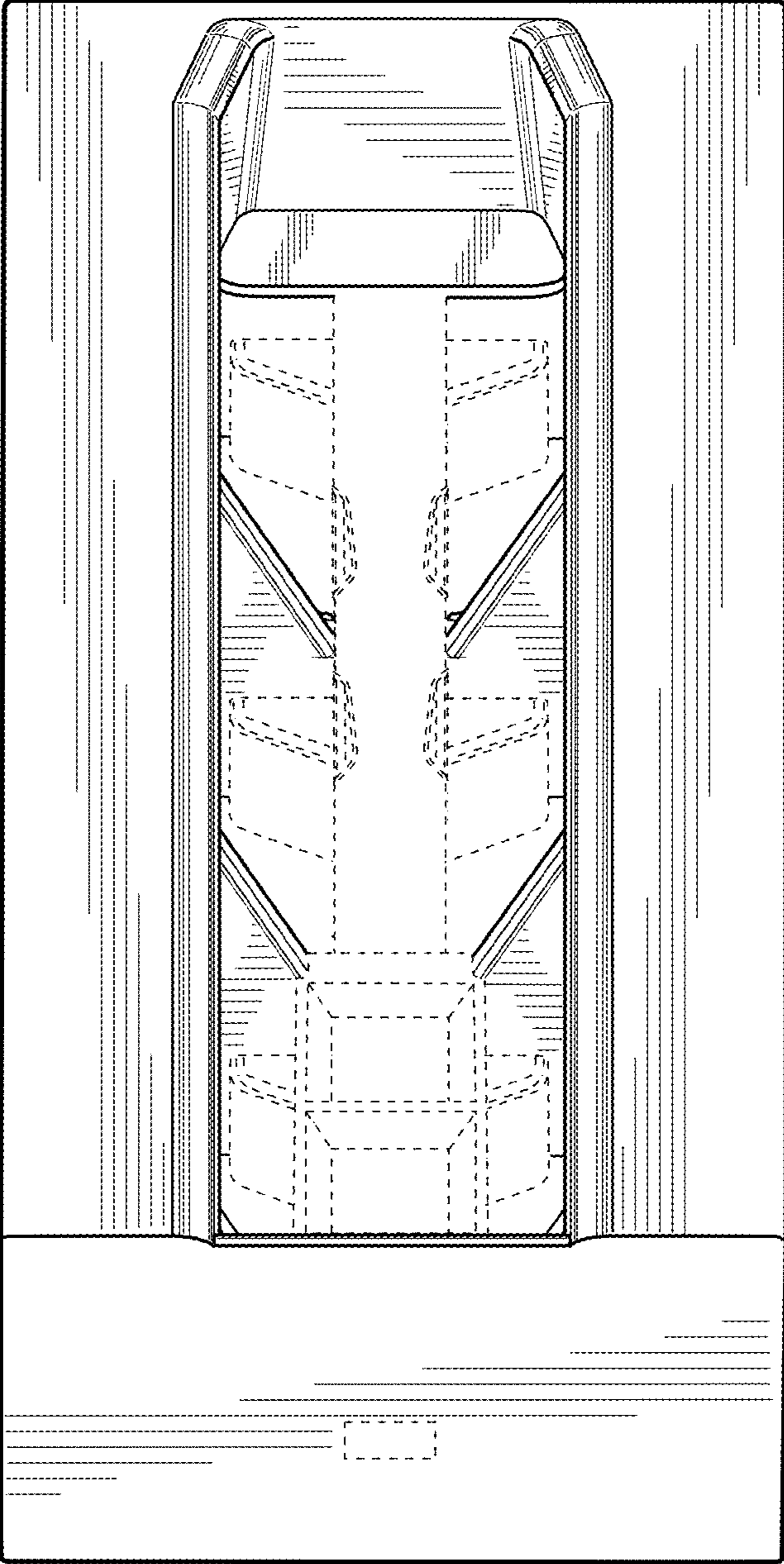


FIG. 5

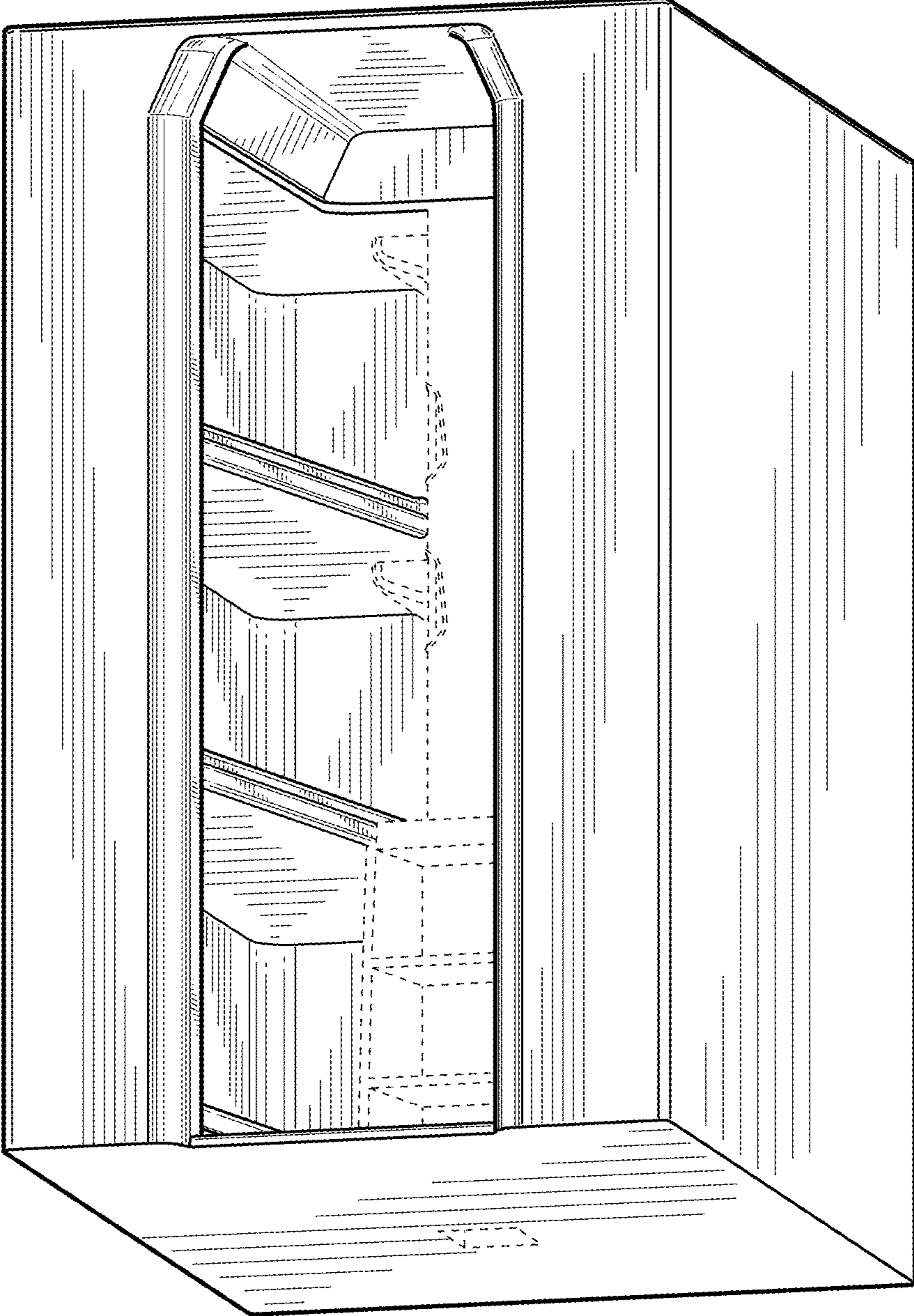


FIG. 6

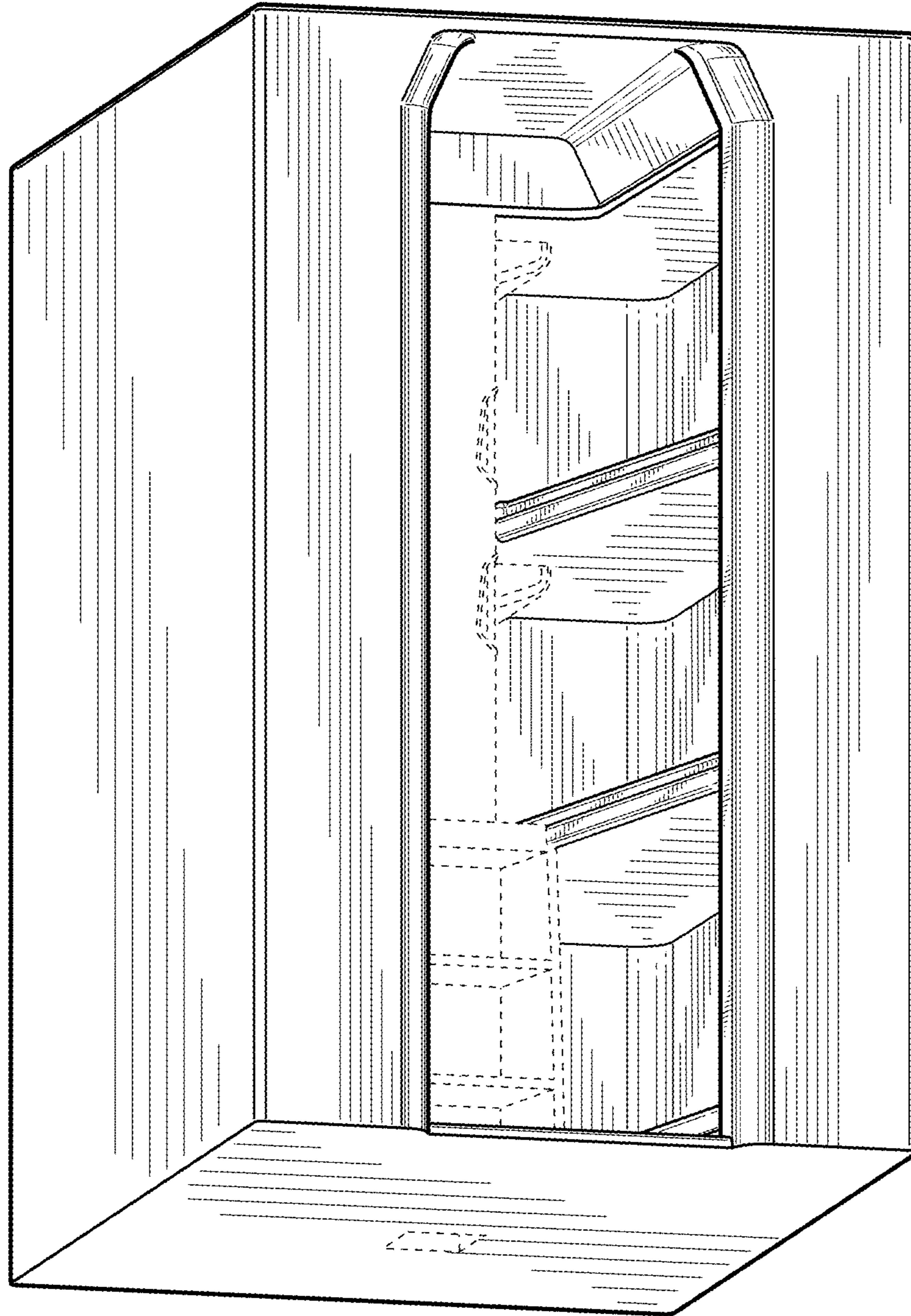


FIG. 7

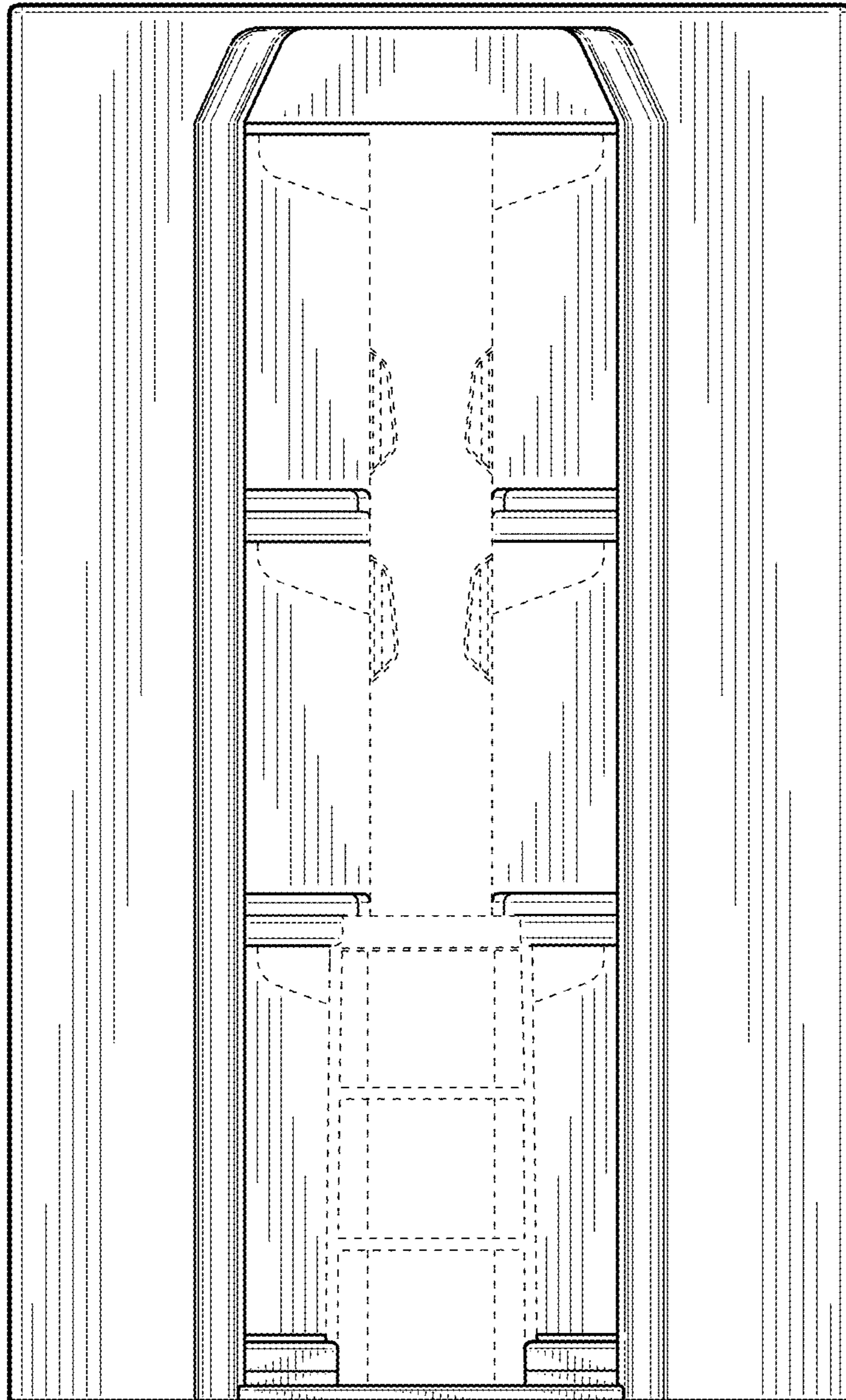


FIG. 8

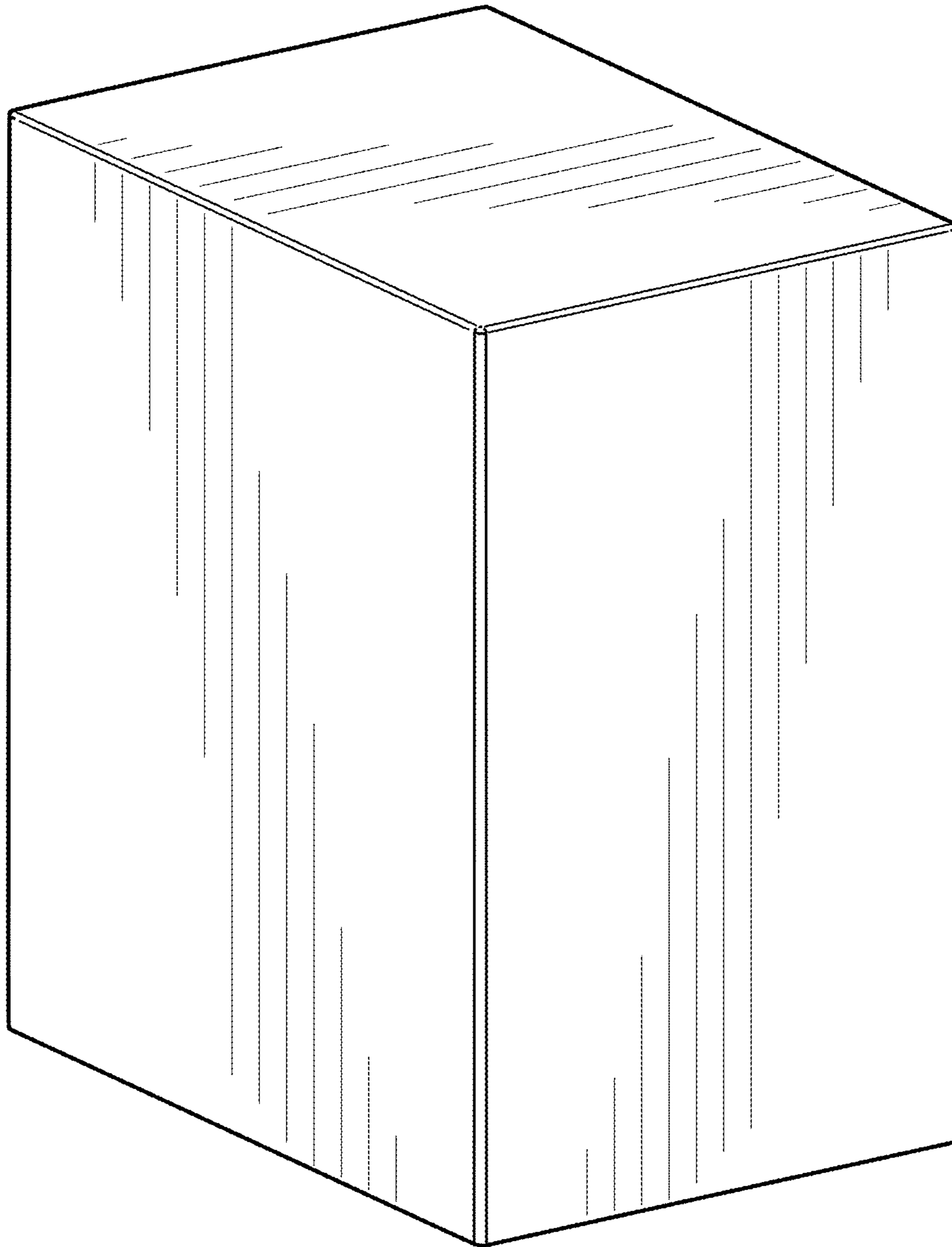


FIG. 9

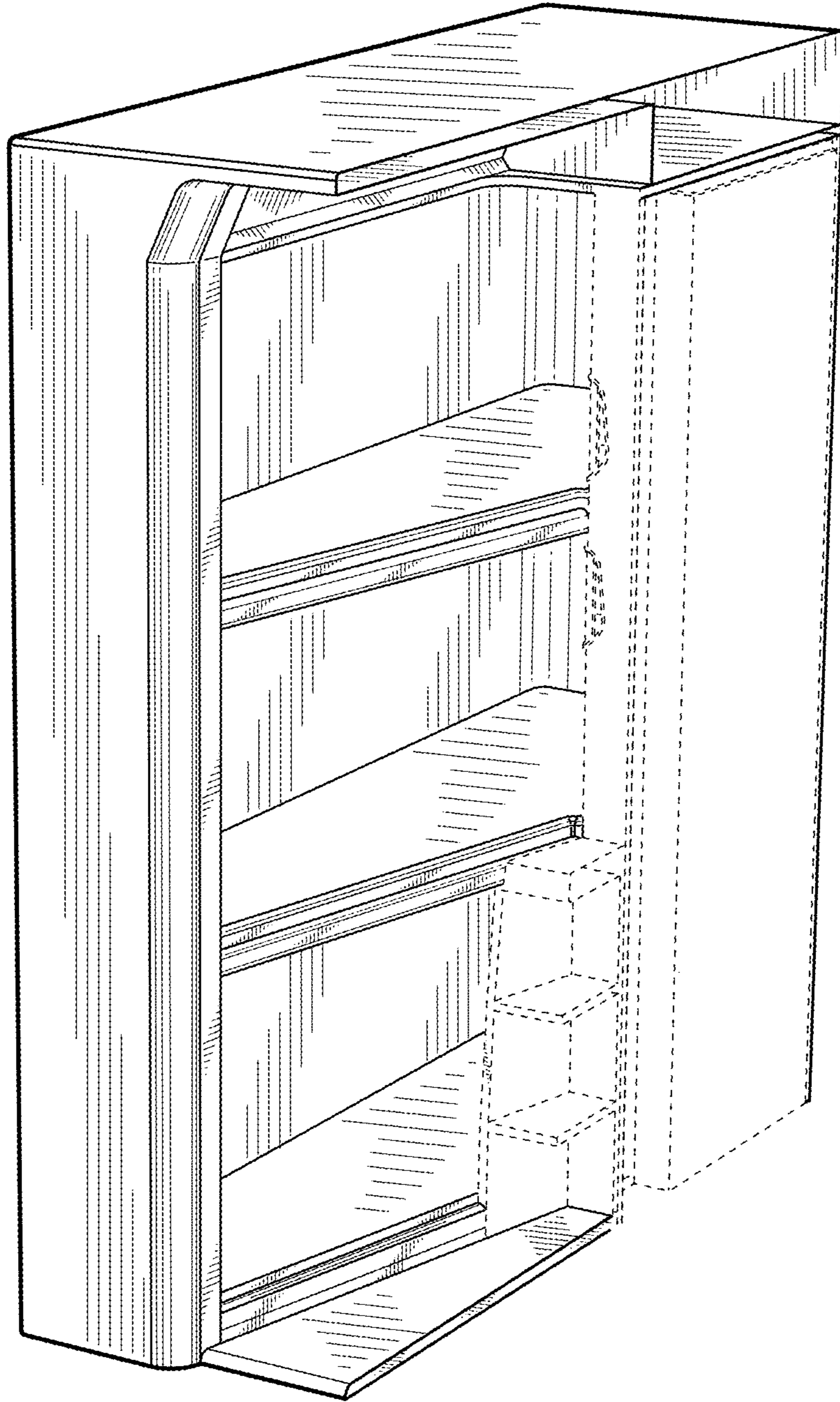


FIG. 10

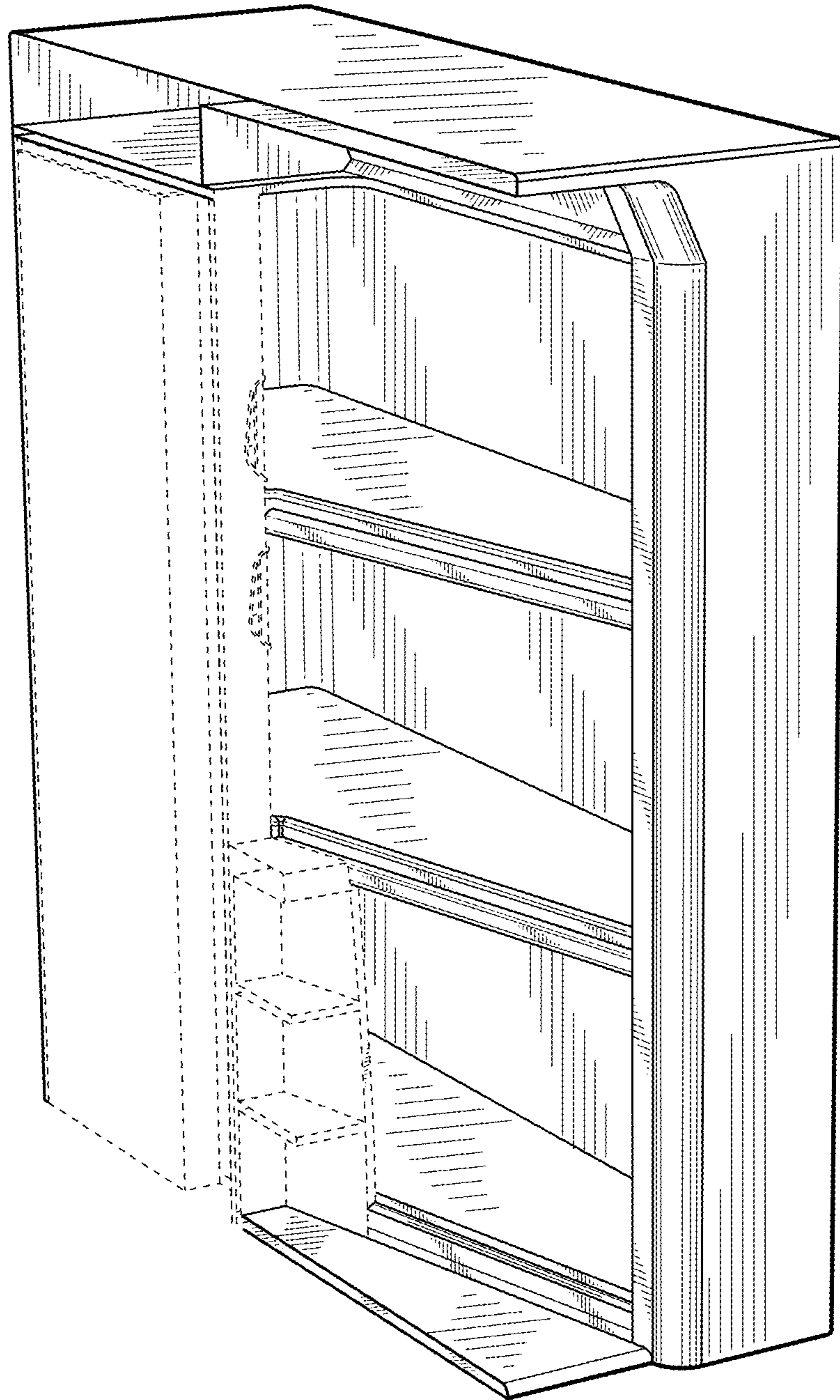


FIG. 11

UNITED STATES PATENT AND TRADEMARK OFFICE
CERTIFICATE OF CORRECTION

PATENT NO. : D955,773 S
APPLICATION NO. : 29/746880
DATED : June 28, 2022
INVENTOR(S) : Kate Elizabeth Cameron-Donald et al.

Page 1 of 1

It is certified that error appears in the above-identified patent and that said Letters Patent is hereby corrected as shown below:

On the Title Page

Column 2, after the heading "DESCRIPTION":

Line 3 (Figure 2), delete "perspective" and insert -- isometric --;

Line 4 (Figure 3), delete "perspective" and insert -- isometric --;

Line 5 (Figure 4), delete "perspective" and insert -- isometric --;

Line 6 (Figure 5), delete "perspective" and insert -- isometric --;

Line 7 (Figure 6), delete "perspective" and insert -- isometric --;

Line 9 (Figure 7), delete "perspective" and insert -- isometric --;

Line 11 (Figure 9), delete "perspective" and inset -- isometric --;

Line 12 (Figure 10), delete "interior, perspective view thereof" and insert -- sectional view taken along line 10-10 of Figure 3 --;

Line 14 (Figure 11), delete "interior, perspective view thereof" and insert -- sectional view taken along line 11-11 of Figure 4 --.

Signed and Sealed this
Twenty-second Day of November, 2022



Katherine Kelly Vidal
Director of the United States Patent and Trademark Office