



US00D955769S

(12) **United States Design Patent**
Xing

(10) **Patent No.:** **US D955,769 S**
(45) **Date of Patent:** **** Jun. 28, 2022**

- (54) **CHAIR**
- (71) Applicant: **BAZHOU BIAODIAN FURNITURE CO., LTD.**, Bazhou (CN)
- (72) Inventor: **Jicun Xing**, Bazhou (CN)
- (73) Assignee: **BAZHOU BIAODIAN FURNITURE CO., LTD.**, Bazhou (CN)

(**) Term: **15 Years**

(21) Appl. No.: **29/776,377**

(22) Filed: **Mar. 30, 2021**

(30) **Foreign Application Priority Data**

Oct. 22, 2020 (CN) 202030632455.1

(51) **LOC (13) Cl.** **06-01**

(52) **U.S. Cl.**
USPC **D6/370**

(58) **Field of Classification Search**

USPC D6/334, 353, 355, 362, 363, 364, 365,
D6/367, 368, 370, 371, 374, 375, 376,
D6/379, 380, 716, 716.1

CPC .. A47C 1/00; A47C 1/12; A47C 3/121; A47C
3/00; A47C 3/04; A47C 3/045; A47C
3/16; A47C 4/04; A47C 4/18; A47C 7/18;
A47C 7/24; A47C 7/36; A47C 7/56;
A47C 15/00

See application file for complete search history.

(56) **References Cited**

U.S. PATENT DOCUMENTS

- 910,229 A * 1/1909 Potter A47C 4/10
297/60
- D111,906 S * 10/1938 Davis et al. D6/380

- D156,835 S * 1/1950 McNeill D6/380
- D346,504 S * 5/1994 Wegener D6/370
- 5,509,718 A * 4/1996 Neary A47C 31/11
297/219.1
- D371,913 S * 7/1996 Arcese D6/370
- D497,490 S * 10/2004 Socha, Jr. D6/370
- D519,741 S * 5/2006 Katz D6/380
- D547,961 S * 8/2007 Hutton D6/370
- D680,767 S * 4/2013 Blumenthal D6/370
- 8,870,290 B2 * 10/2014 Xu A47C 5/12
297/440.18
- D734,970 S * 7/2015 Mulholland D6/370
- 9,375,093 B1 * 6/2016 Shin A47C 3/00

* cited by examiner

Primary Examiner — R. Johnson

(57) **CLAIM**

The ornamental design for a chair, as shown and described.

DESCRIPTION

FIG. 1 is a perspective view of a chair showing my new design;

FIG. 2 is another perspective view thereof;

FIG. 3 is a front elevational view thereof;

FIG. 4 is a rear elevational view thereof;


FIG. 5 is a left side elevational view thereof;

FIG. 6 is a right side elevational view thereof;

FIG. 7 is a top plan view thereof; and,

FIG. 8 is a bottom plan view thereof.

1 Claim, 8 Drawing Sheets






FIG. 1




FIG. 2




FIG. 3

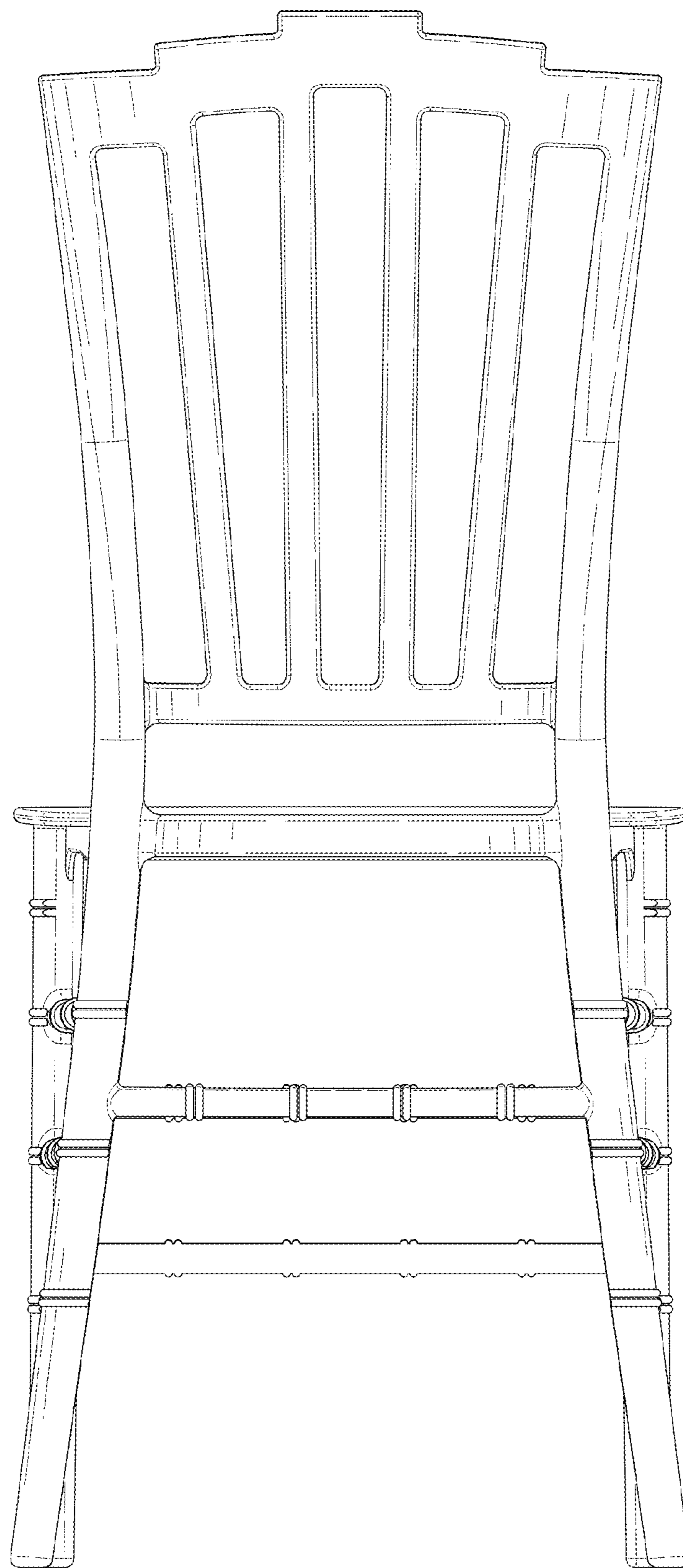


FIG. 4

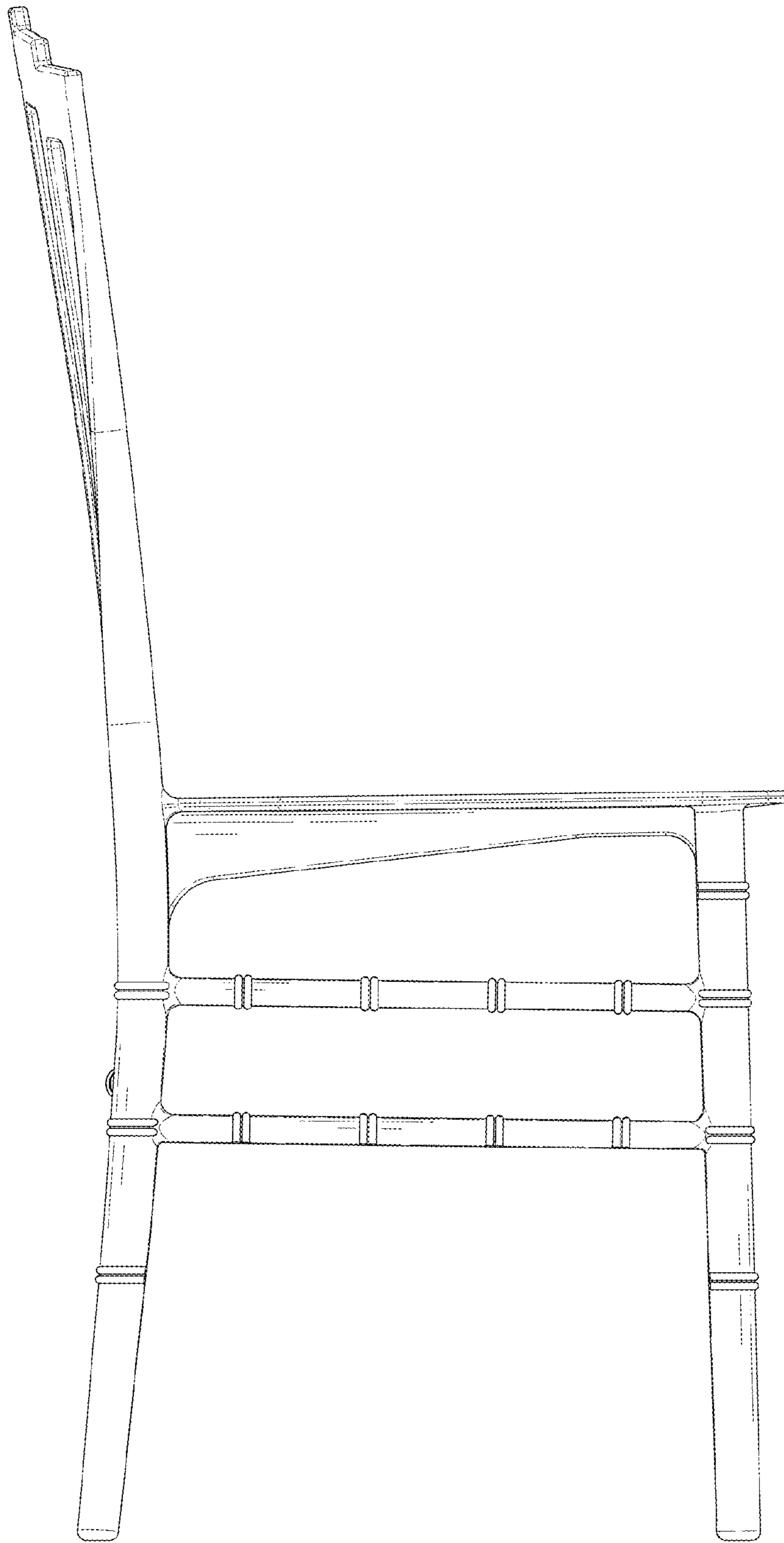


FIG. 5

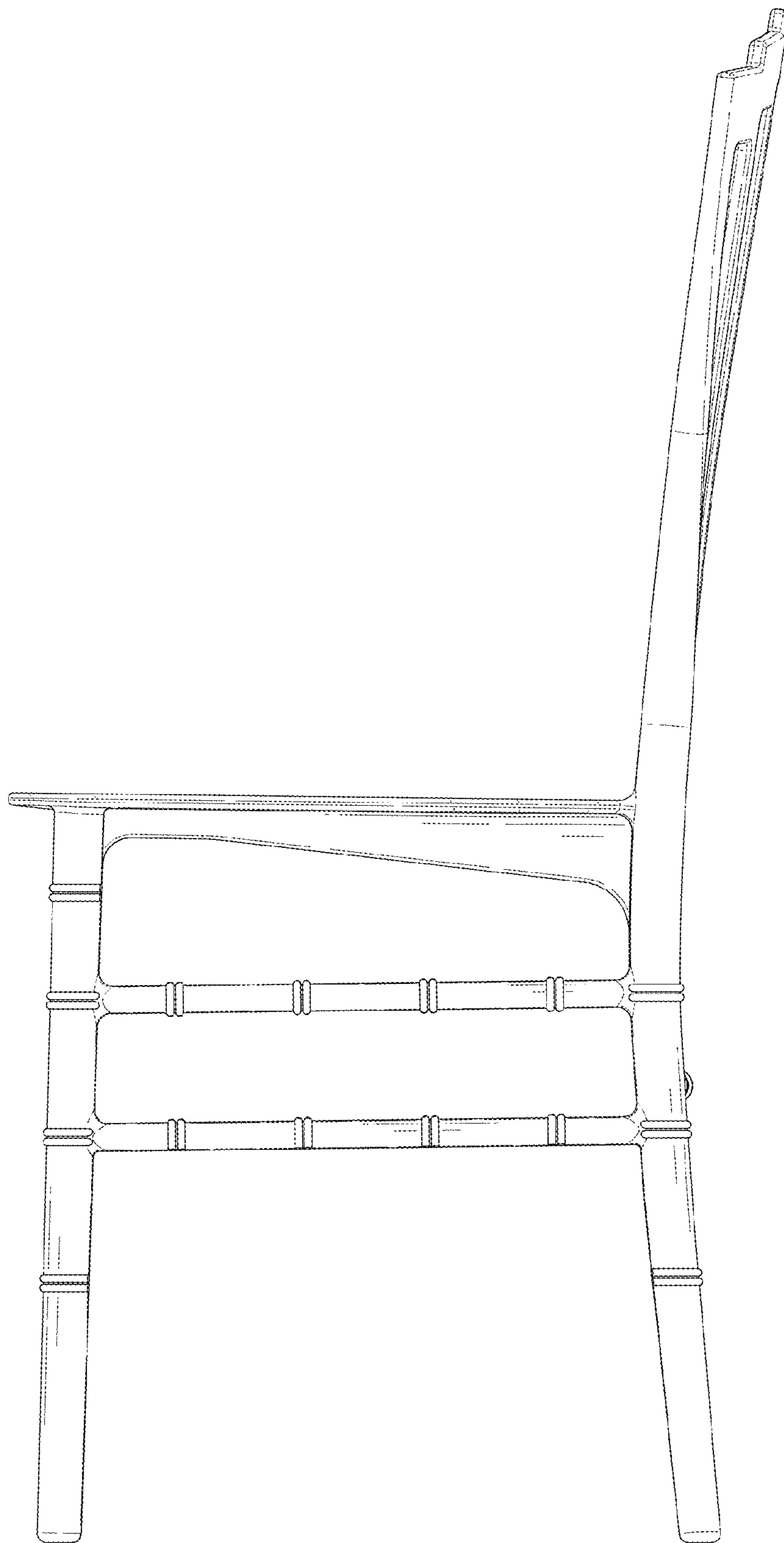


FIG. 6




FIG. 7

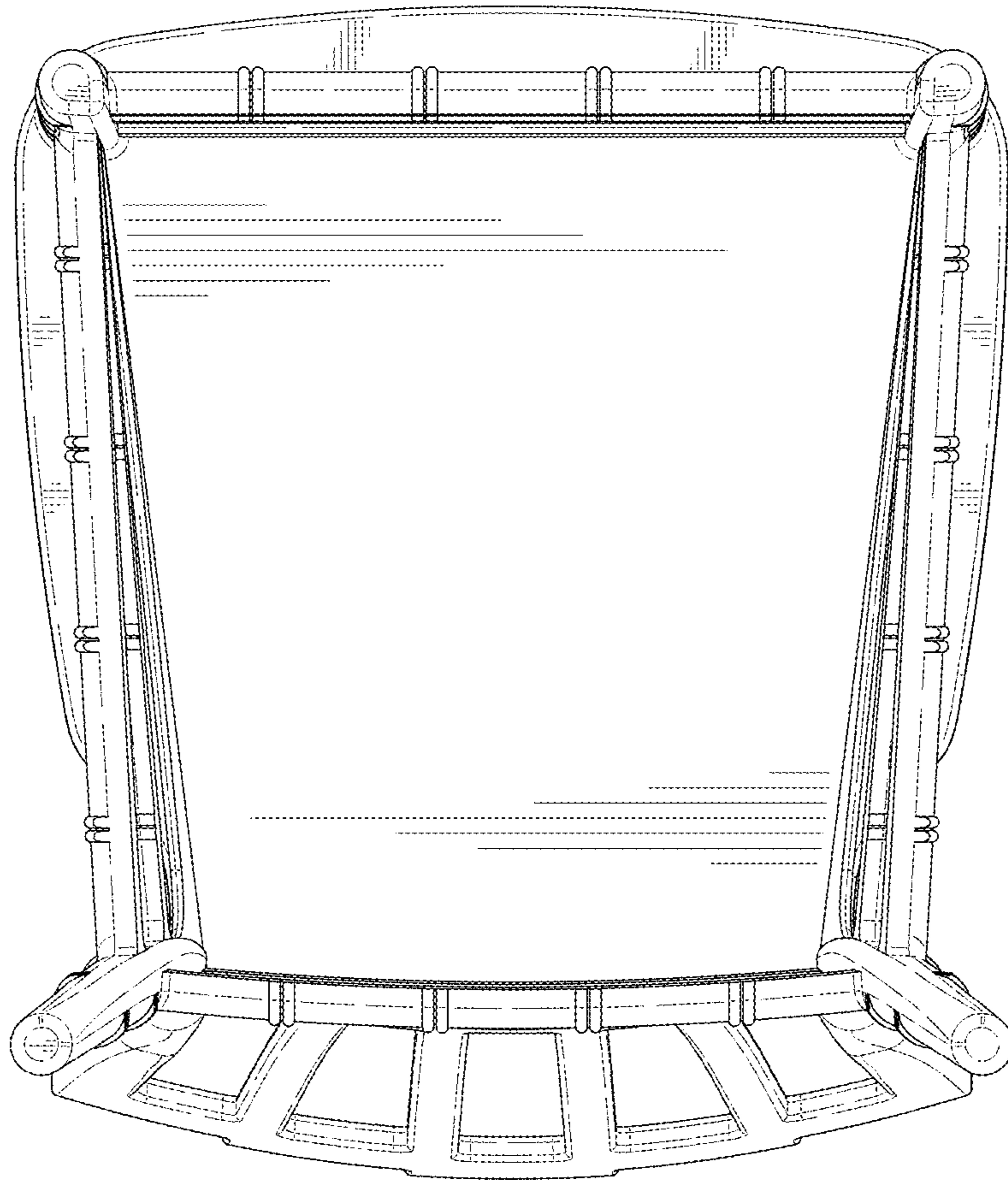


FIG. 8