



US00D955732S

(12) **United States Design Patent**
Kelley

(10) **Patent No.:** **US D955,732 S**
(45) **Date of Patent:** **** Jun. 28, 2022**

- (54) **SHOE UPPER**
- (71) Applicant: **Skechers U.S.A., Inc. II**, Manhattan Beach, CA (US)
- (72) Inventor: **Scott Kelley**, Redondo Beach, CA (US)
- (73) Assignee: **Skechers U.S.A., Inc. II**, Manhattan Beach, CA (US)
- (**) Term: **15 Years**
- (21) Appl. No.: **29/795,639**
- (22) Filed: **Jun. 18, 2021**
- (51) **LOC (13) Cl.** **02-04**
- (52) **U.S. Cl.**
USPC **D2/972**
- (58) **Field of Classification Search**
USPC D2/896, 900, 902, 904, 906-908,
D2/916-924, 925-945, 969-979
CPC A43B 1/00; A43B 1/02; A43B 1/04; A43B
3/00; A43B 3/02; A43B 3/06; A43B 3/10;
A43B 3/12; A43B 3/14; A43B 5/00;
A43B 5/001; A43B 5/002; A43B 5/008;
A43B 5/06; A43B 5/10; A43B 5/12;
A43B 23/00; A43B 23/02; A43B 23/04;
A43B 23/14; A43B 23/16; A43B 23/17;
A43B 23/24; A43B 23/25; A43B 23/26
See application file for complete search history.

(56) **References Cited**
U.S. PATENT DOCUMENTS

D253,017 S	10/1979	Marchesi	
D290,901 S	7/1987	Tong et al.	
D291,141 S	8/1987	Tong et al.	
D291,383 S *	8/1987	Campbell	D2/907
D292,040 S	9/1987	Tong et al.	
D293,619 S *	1/1988	Curley	D2/969
D295,576 S *	5/1988	Selbiger	D2/969
D296,612 S *	7/1988	Brown	D2/970

D296,723 S *	7/1988	Diaz	D2/970
D297,586 S	9/1988	Tong et al.	
D297,589 S	9/1988	Swett et al.	
D297,883 S	10/1988	Mourad	
D298,780 S	12/1988	Swett	
D299,183 S *	1/1989	Brown	D2/969
D304,515 S *	11/1989	Quan	D2/969
D311,987 S *	11/1990	McKinstry	D2/969
D323,924 S *	2/1992	Earle	D2/970
D326,764 S *	6/1992	Earle	D2/969
D331,827 S	12/1992	Coley et al.	
D333,554 S	3/1993	Greene	
D337,648 S	7/1993	Avar	
D345,047 S	3/1994	Disilvio	
D345,253 S	3/1994	Lucas	
D346,479 S *	5/1994	Teague	D2/970
D348,764 S	7/1994	Teague	
D349,806 S *	8/1994	Minkin	D2/900

(Continued)

Primary Examiner — Jonathan J Han
(74) *Attorney, Agent, or Firm* — Marshall A. Lerner;
Steven J. Kim; Kleinberg & Lerner, LLP

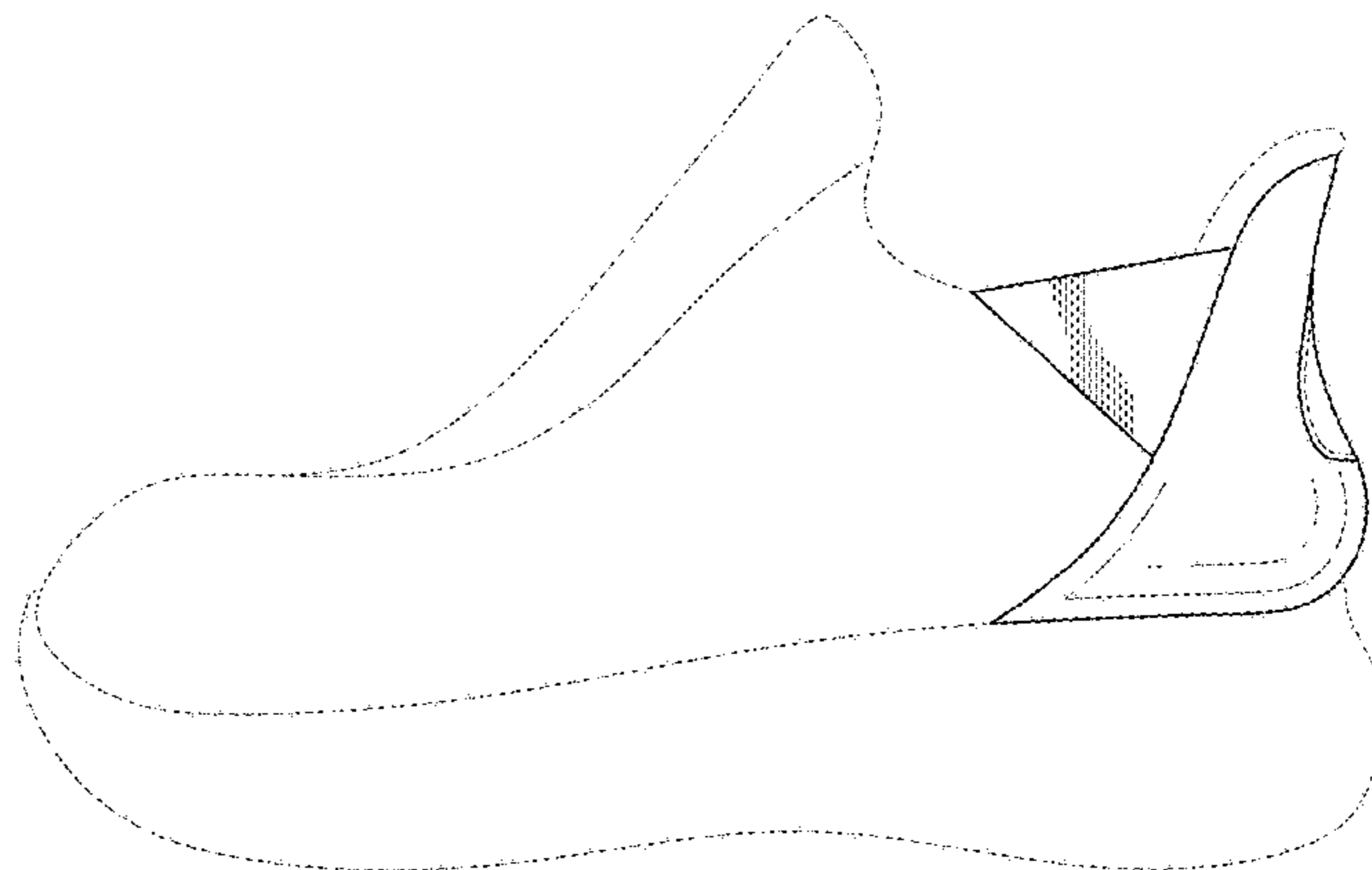

(57) **CLAIM**

The ornamental design for a shoe upper, as shown and described.

DESCRIPTION

FIG. 1 is a perspective view of a shoe upper in accordance with my new design;
FIG. 2 is a left side view thereof;
FIG. 3 is a right side view thereof;
FIG. 4 is a rear view thereof;
FIG. 5 is a front view thereof;
FIG. 6 is a top view thereof; and,
FIG. 7 is a bottom view thereof.
The broken lines shown in the drawings represent portions of the shoe upper, Midsole Periphery and Outsole Bottom that form no part of the claimed design. The surfaces devoid of shading lines are not claimed.

1 Claim, 6 Drawing Sheets



(56)

References Cited

U.S. PATENT DOCUMENTS

D353,040	S	*	12/1994	Avar	D2/970
D357,575	S	*	4/1995	Dahlsten	D2/902
D359,387	S		6/1995	Van Noy		
D370,113	S	*	5/1996	Pyle	D2/954
D395,347	S	*	6/1998	von Conta	D2/972
D401,043	S	*	11/1998	Truelsen	D2/960
D438,367	S		3/2001	Huard		
D438,697	S		3/2001	Matis et al.		
D444,621	S	*	7/2001	von Conta	D2/907
D452,769	S	*	1/2002	Jacobs	D2/907
D480,548	S		10/2003	Matis et al.		
D511,886	S	*	11/2005	Galway	D2/974
D519,720	S		5/2006	Lin		
D543,346	S		5/2007	Belley et al.		
D548,442	S	*	8/2007	Hulbert	D2/969
D586,094	S		2/2009	Banik		
D623,838	S		9/2010	Teteriatnikov		
D628,785	S		12/2010	Feeney et al.		
D725,896	S		4/2015	Macmaster		
D783,977	S	*	4/2017	Raysse	D2/969
D796,176	S	*	9/2017	Raysse	D2/969
D796,818	S	*	9/2017	Chang	D2/972
D801,664	S	*	11/2017	Small	D2/969
D831,313	S	*	10/2018	Hawthornthwaite	D2/939
D832,566	S		11/2018	Kuerbis		
D836,902	S	*	1/2019	Chang	D2/972
D863,735	S	*	10/2019	Della Valle	D2/907
D870,426	S	*	12/2019	Zeng	D2/951
D882,933	S		5/2020	Van Atta		
D887,111	S	*	6/2020	Huang	D2/944
D897,642	S	*	10/2020	Kerrigan	D2/939
D902,561	S		11/2020	Ward		
D903,248	S	*	12/2020	Verfl	D2/954
D909,741	S		2/2021	Kleinn		
D912,967	S		3/2021	Han et al.		

* cited by examiner

FIG. 1

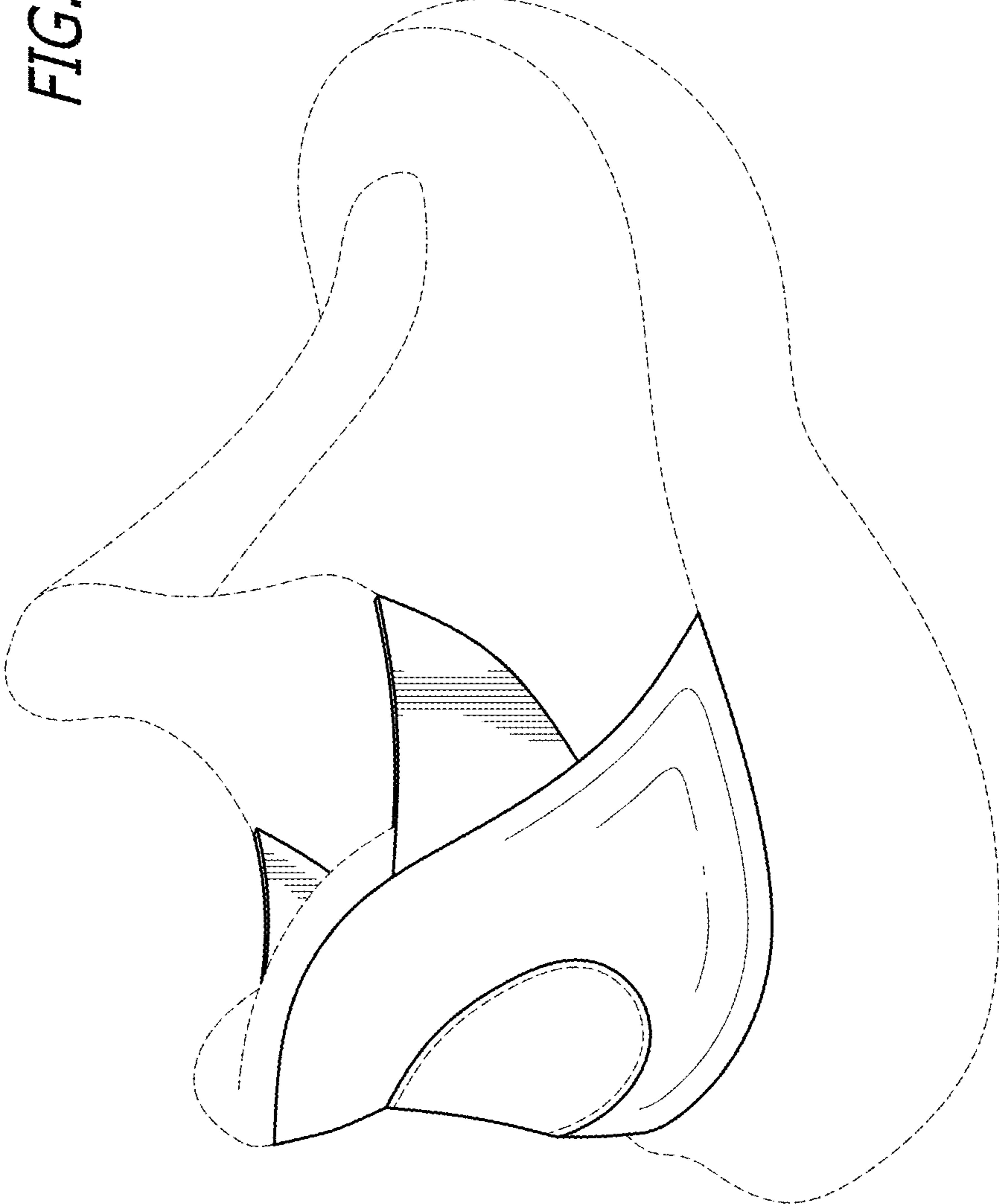
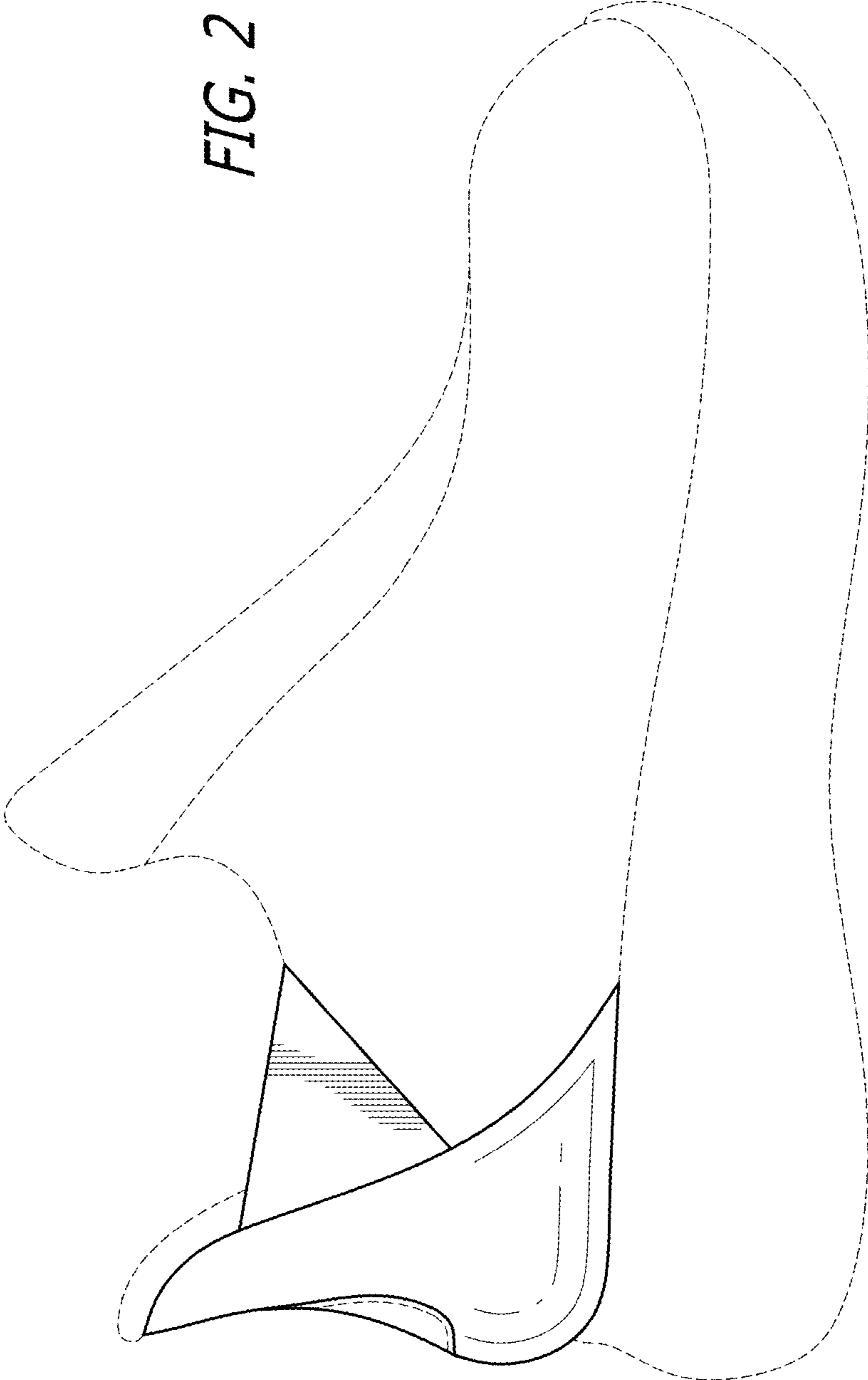


FIG. 2



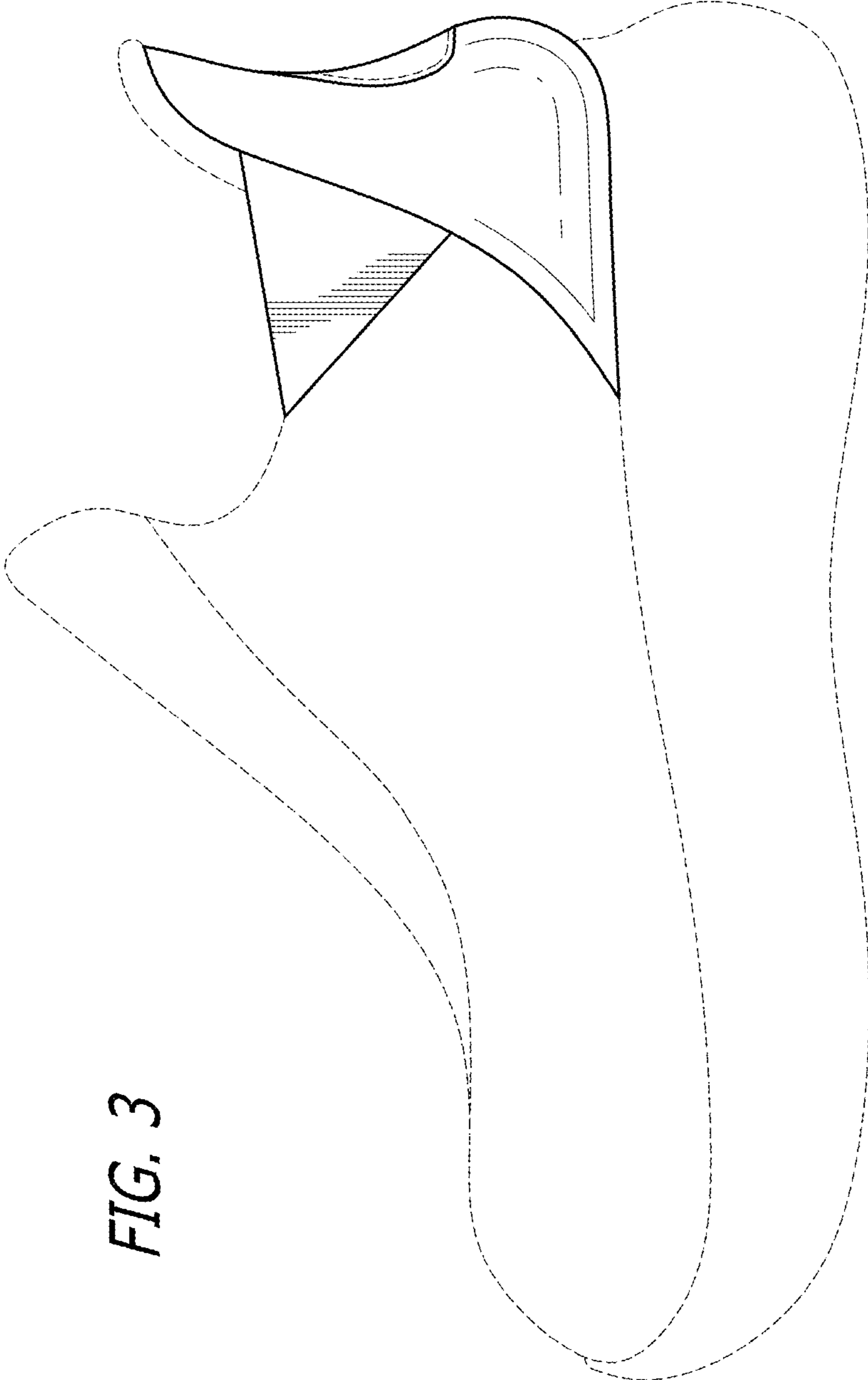


FIG. 3

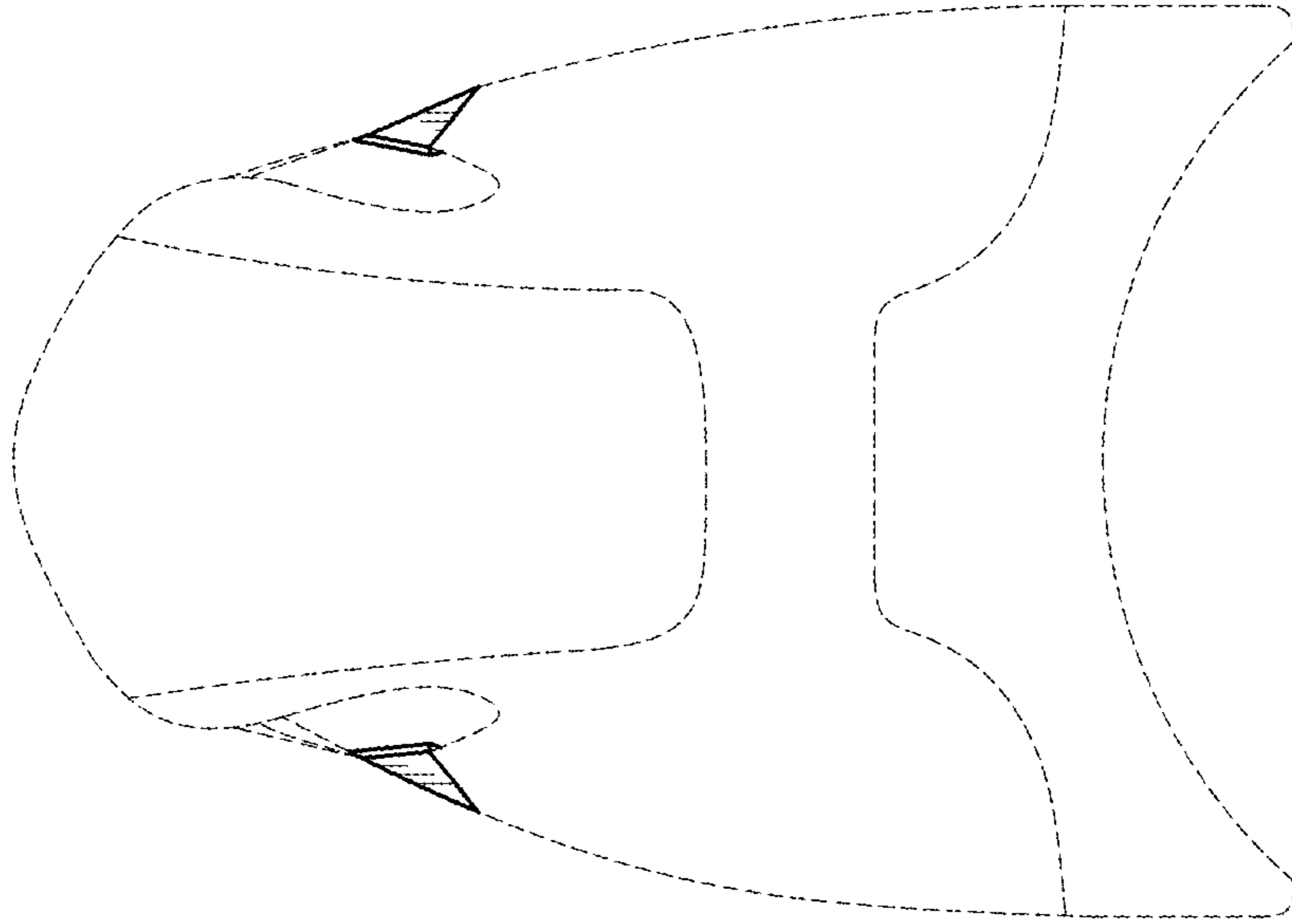


FIG. 4

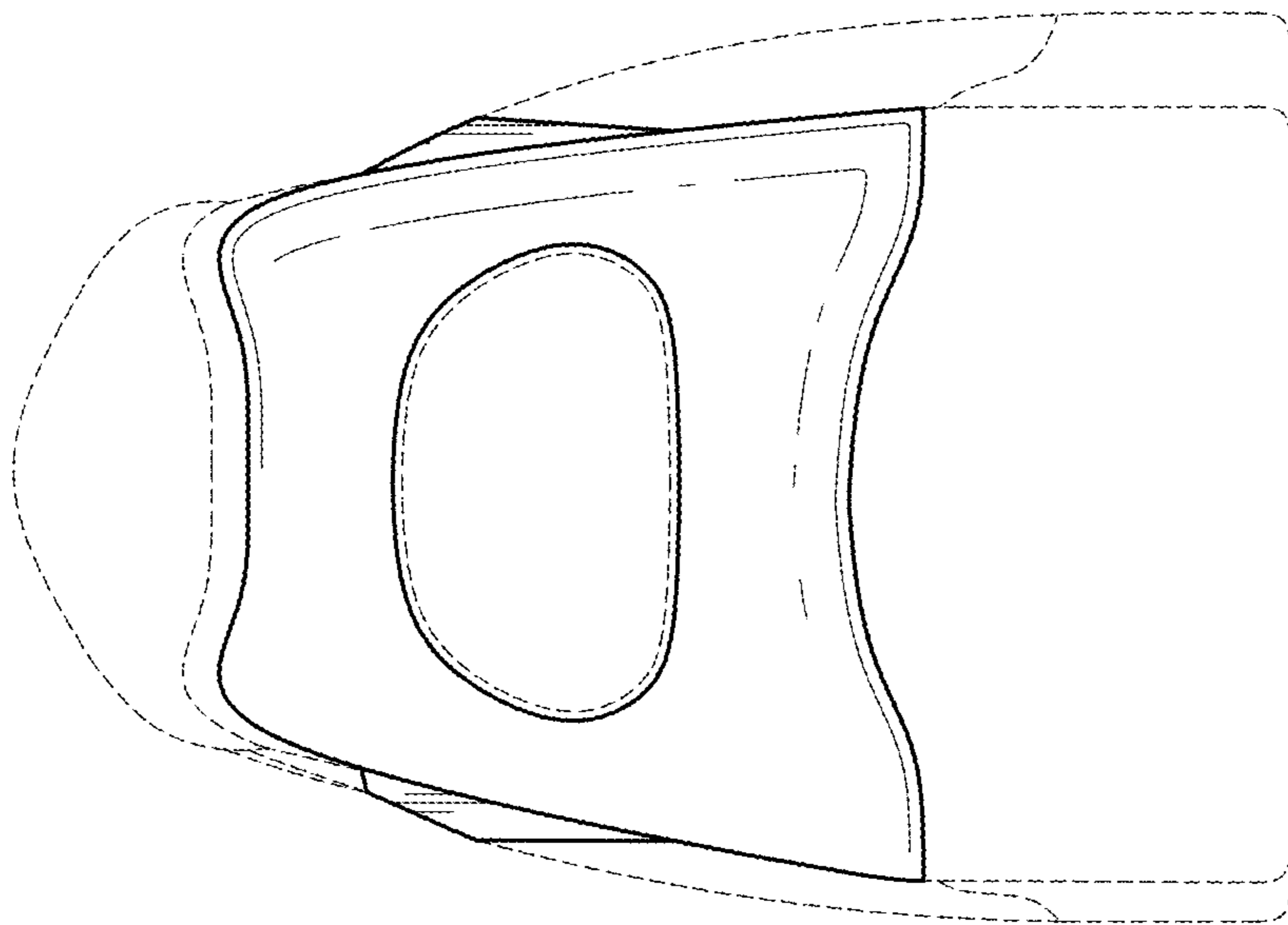


FIG. 5

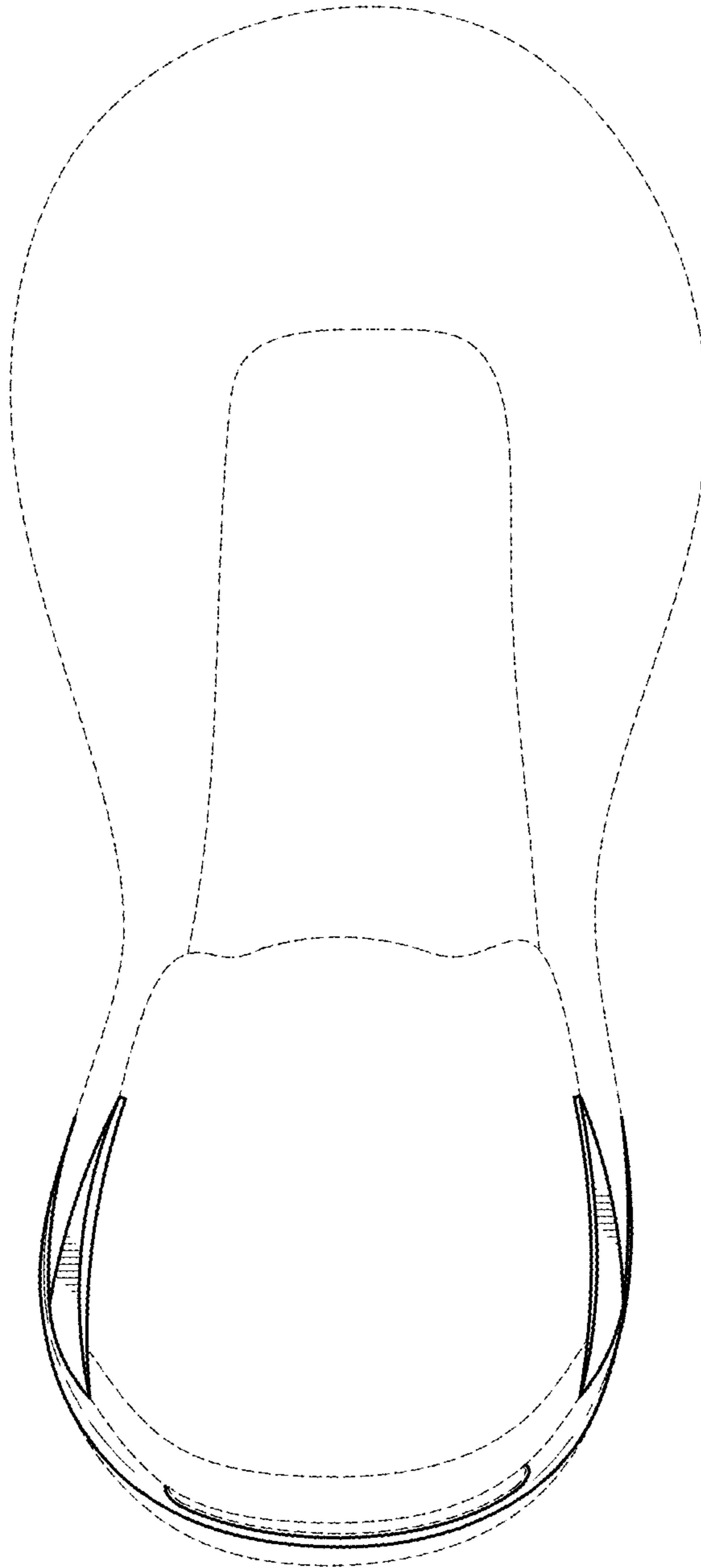


FIG. 6

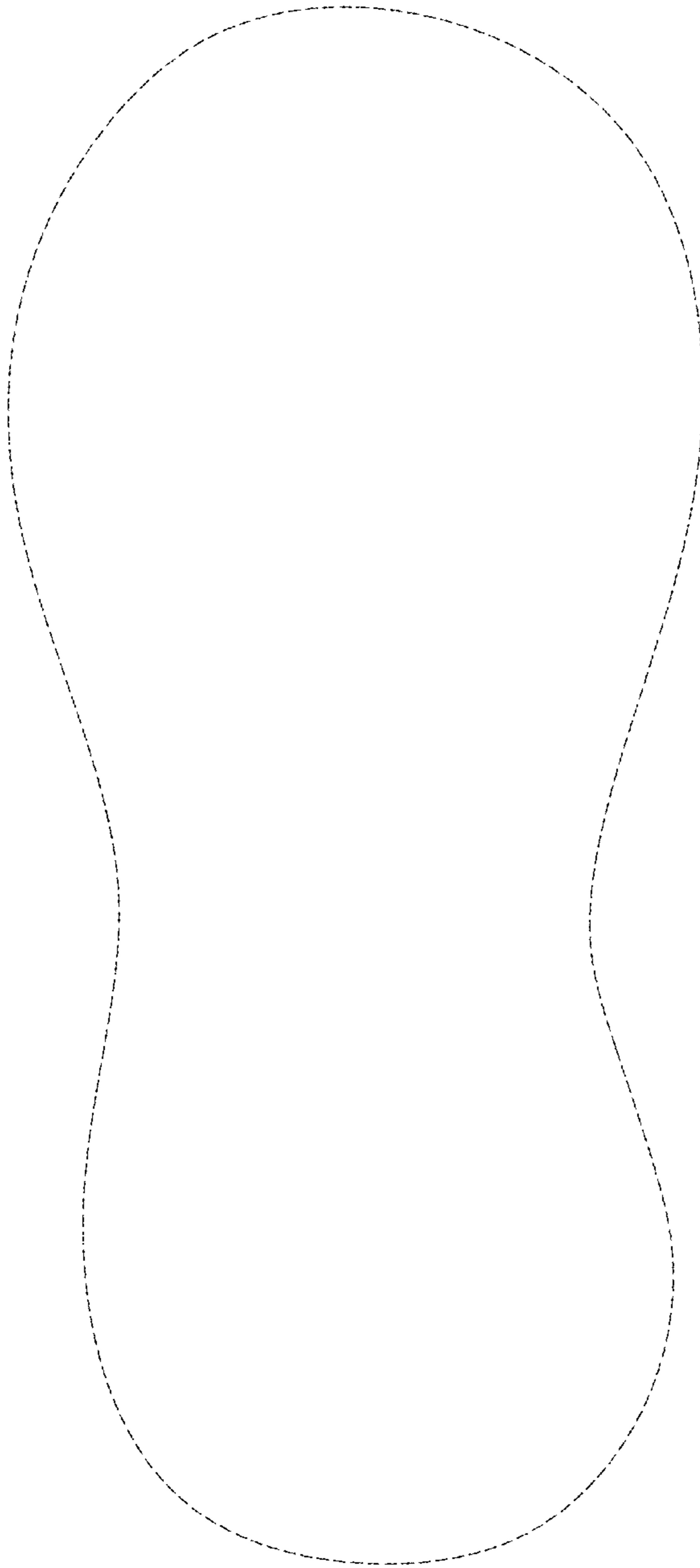


FIG. 7