



US00D955702S

(12) **United States Design Patent**  
**Zeng**

(10) **Patent No.:** **US D955,702 S**

(45) **Date of Patent:** **\*\* Jun. 28, 2022**

(54) **SHOE**

(71) Applicant: **KEEKOO INC**, Boulder, CO (US)

(72) Inventor: **Renkai Zeng**, Fujian Province (CN)

(\*\*) Term: **15 Years**

(21) Appl. No.: **29/723,778**

(22) Filed: **Feb. 10, 2020**

(51) **LOC (13) Cl.** ..... **02-04**

(52) **U.S. Cl.**  
USPC ..... **D2/908; D2/951; D2/953; D2/960;**  
**D2/959**

(58) **Field of Classification Search**  
USPC ..... D2/902–908, 909, 919, 920, 923, 924,  
D2/969, 971–973, 989  
CPC ... A43B 23/00; A43B 23/0245; A43B 23/025;  
A43B 23/04; A43B 23/042; A43B 3/00;  
A43B 3/04; A43B 3/08; A43B 1/009;  
A43B 1/02; A43B 1/04; A43B 1/10;  
A43B 1/12; A43B 1/14; A43B 5/00;  
A43B 5/08; A43B 5/10  
See application file for complete search history.

(56) **References Cited**

**U.S. PATENT DOCUMENTS**

5,771,610	A *	6/1998	McDonald	.....	A43B 5/08
					36/116
D446,385	S *	8/2001	MacLeod	.....	D2/902
D570,082	S *	6/2008	Belley	.....	D2/969
D625,906	S *	10/2010	Zhang	.....	A43B 7/26
					D2/898
D626,311	S *	11/2010	Zhang	.....	A43B 7/26
					D2/898
D639,535	S *	6/2011	Eggert	.....	A43B 11/00
					D2/898
D657,941	S *	4/2012	Bramani	.....	D2/902
D674,172	S *	1/2013	Bramani	.....	D2/902
D674,173	S *	1/2013	Bramani	.....	D2/902
D727,606	S *	4/2015	Mochen	.....	D2/906

(Continued)

*Primary Examiner* — Elizabeth J Oswecki  
*Assistant Examiner* — Yelizaveta Y Masalimova

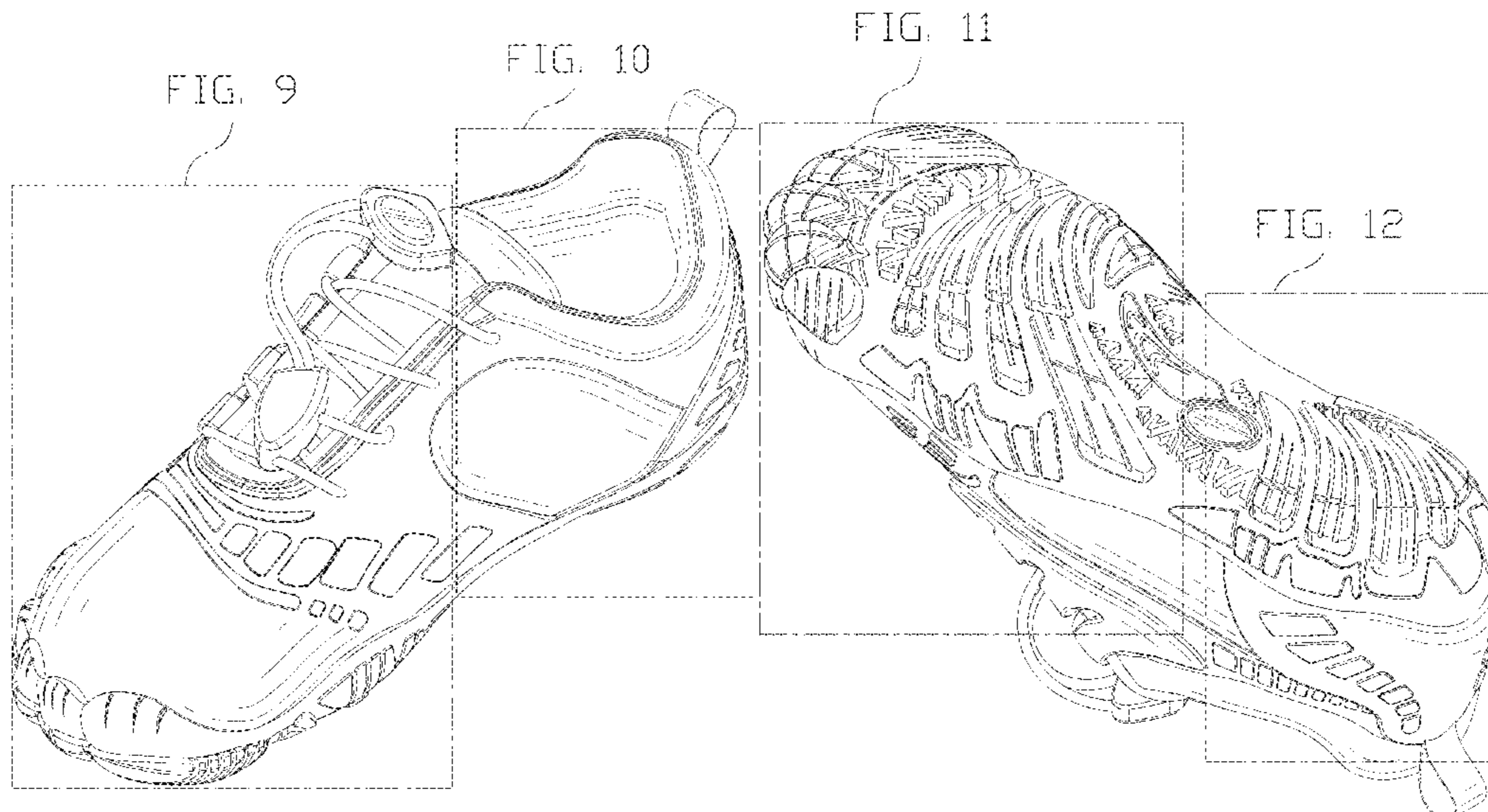
(57) **CLAIM**

The ornamental design for a shoe, as shown and described.

**DESCRIPTION**

FIG. 1 is a front and top perspective view of a shoe, showing my new design;  
 FIG. 2 is a rear and bottom perspective view thereof;  
 FIG. 3 is a front elevational view thereof;  
 FIG. 4 is a rear elevational view thereof;  
 FIG. 5 is a left side elevational view thereof;  
 FIG. 6 is a right side elevational view thereof;  
 FIG. 7 is a top plan view thereof;  
 FIG. 8 is a bottom plan view thereof;  
 FIG. 9 is an enlarged detail view of a portion indicated with "FIG. 9" in FIG. 1;  
 FIG. 10 is an enlarged detail view of a portion indicated with "FIG. 10" in FIG. 1;  
 FIG. 11 is an enlarged detail view of a portion indicated with "FIG. 11" in FIG. 2;  
 FIG. 12 is an enlarged detail view of a portion indicated with "FIG. 12" in FIG. 2;  
 FIG. 13 is an enlarged detail view of a portion indicated with "FIG. 13" in FIG. 3;  
 FIG. 14 is an enlarged detail view of a portion indicated with "FIG. 14" in FIG. 3;  
 FIG. 15 is an enlarged detail view of a portion indicated with "FIG. 15" in FIGS. 4; and,  
 FIG. 16 is an enlarged detail view of a portion indicated with "FIG. 16" in FIG. 4.  
 The broken lines in the figures illustrate portions of the shoe that form no part of the claimed design. The dash dot dash lines in FIGS. 1-4 and 9-16 are for the purpose of depicting the boundary lines of the enlarged view and form no part of the claimed design.

**1 Claim, 16 Drawing Sheets**



(56)

**References Cited**

U.S. PATENT DOCUMENTS

D738,073 S \* 9/2015 Chenciner ..... D2/903  
D882,910 S \* 5/2020 Zeng ..... D2/903  
D883,618 S \* 5/2020 Zeng ..... D2/903  
10,772,382 B2 \* 9/2020 Fontaine ..... A43B 23/0275  
D935,154 S \* 11/2021 Lin ..... D2/947

\* cited by examiner

FIG. 9

FIG. 10

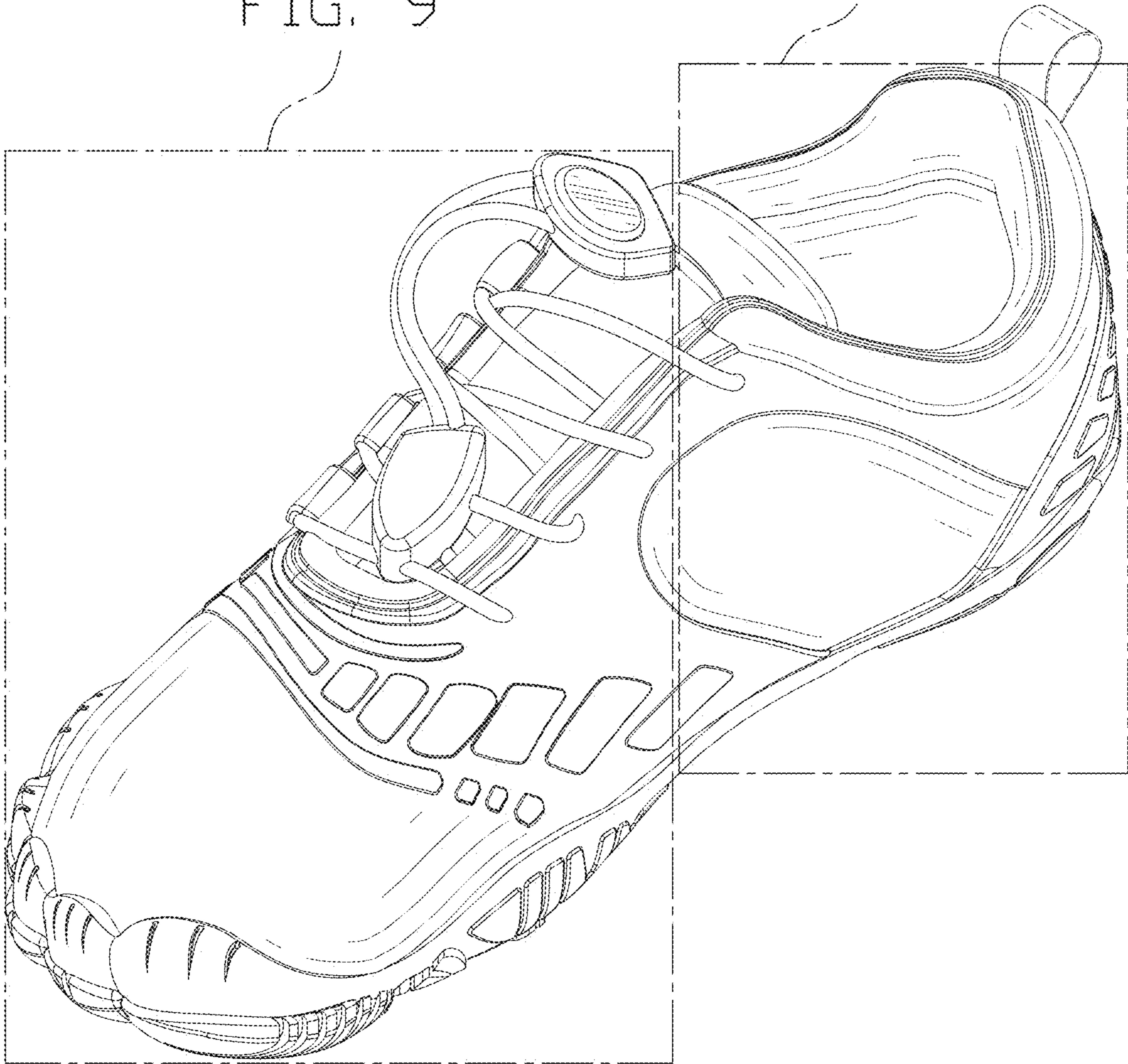


FIG. 1



FIG. 11

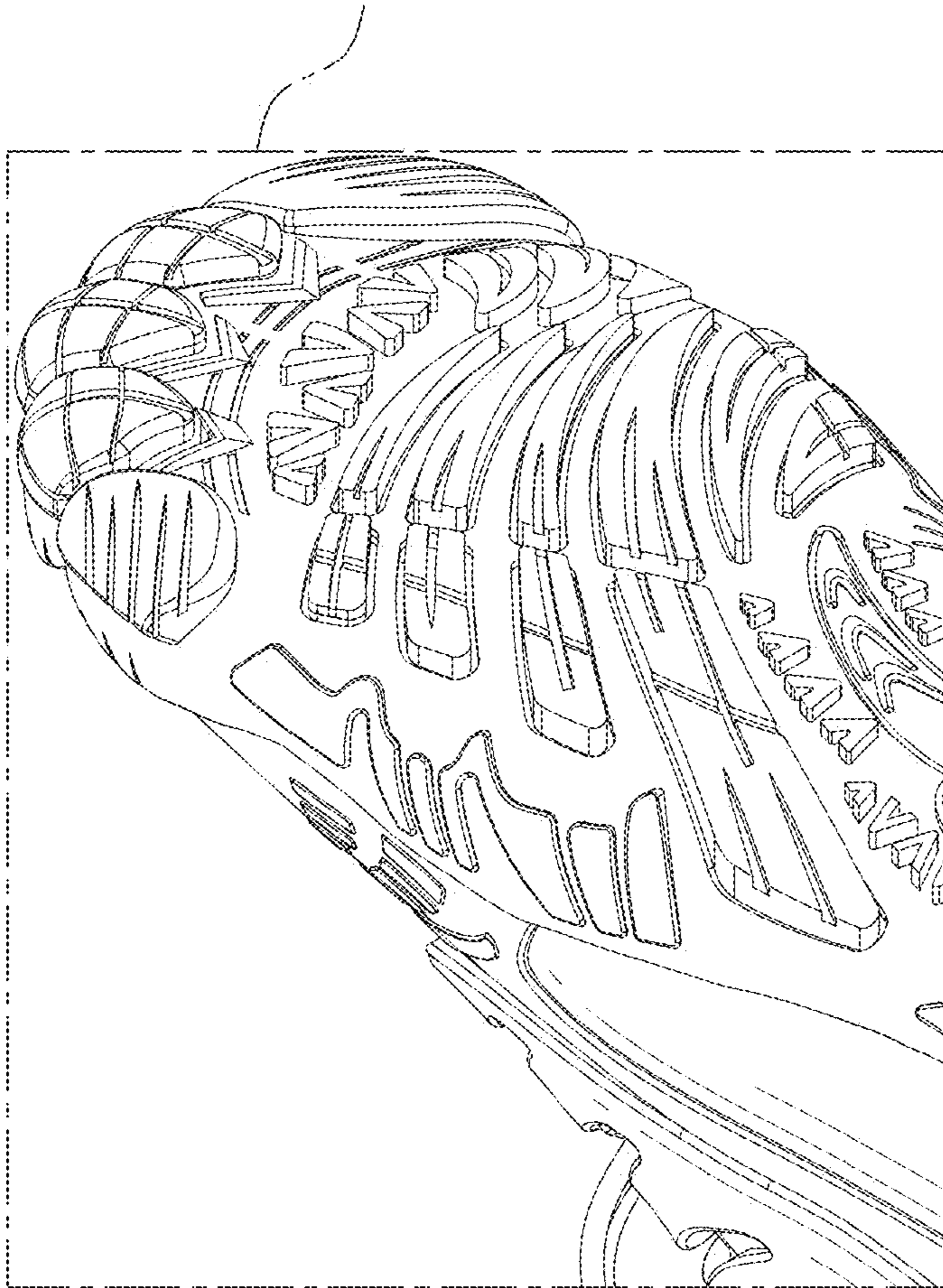


FIG. 12




FIG. 2

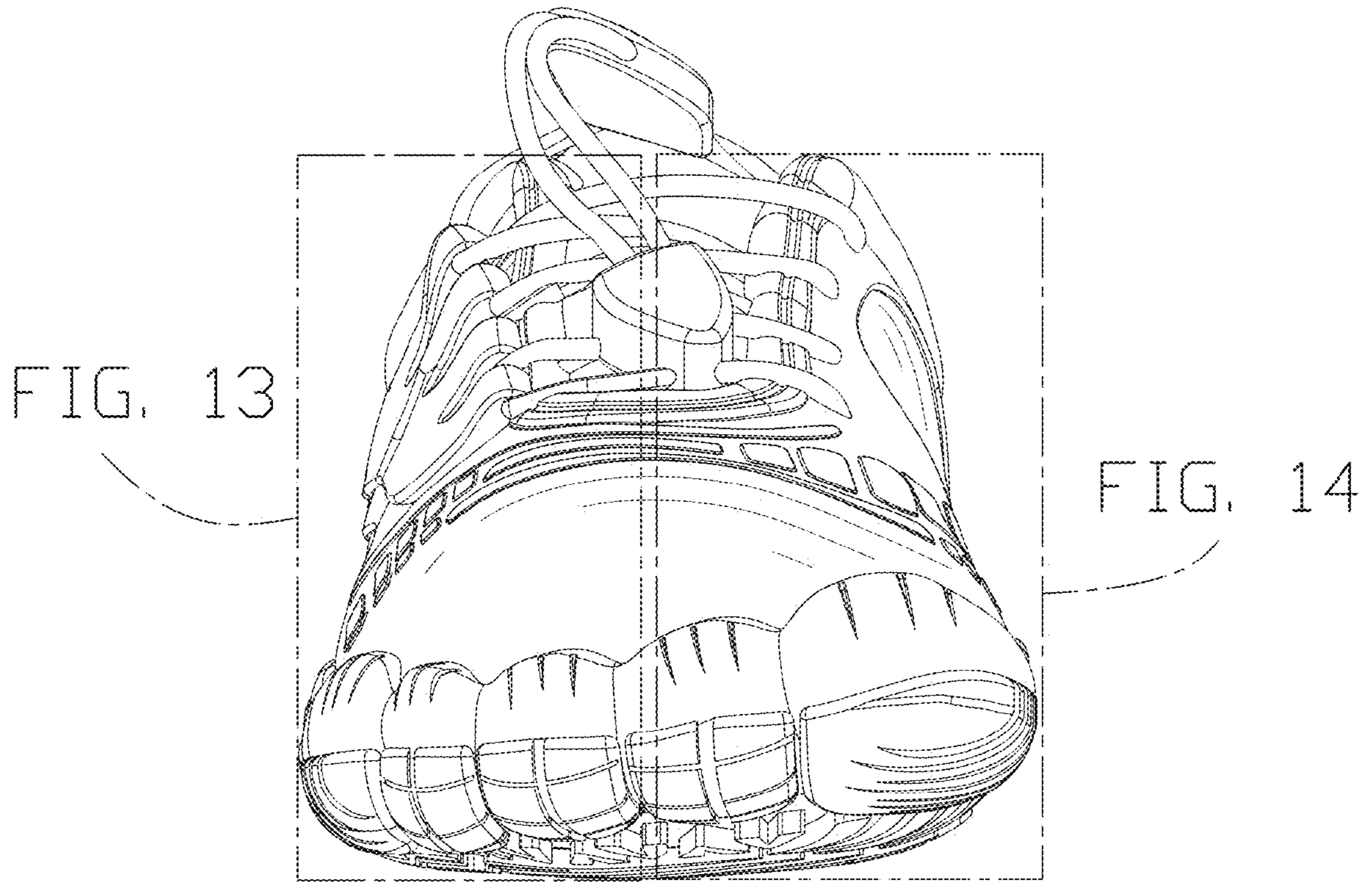


FIG. 3

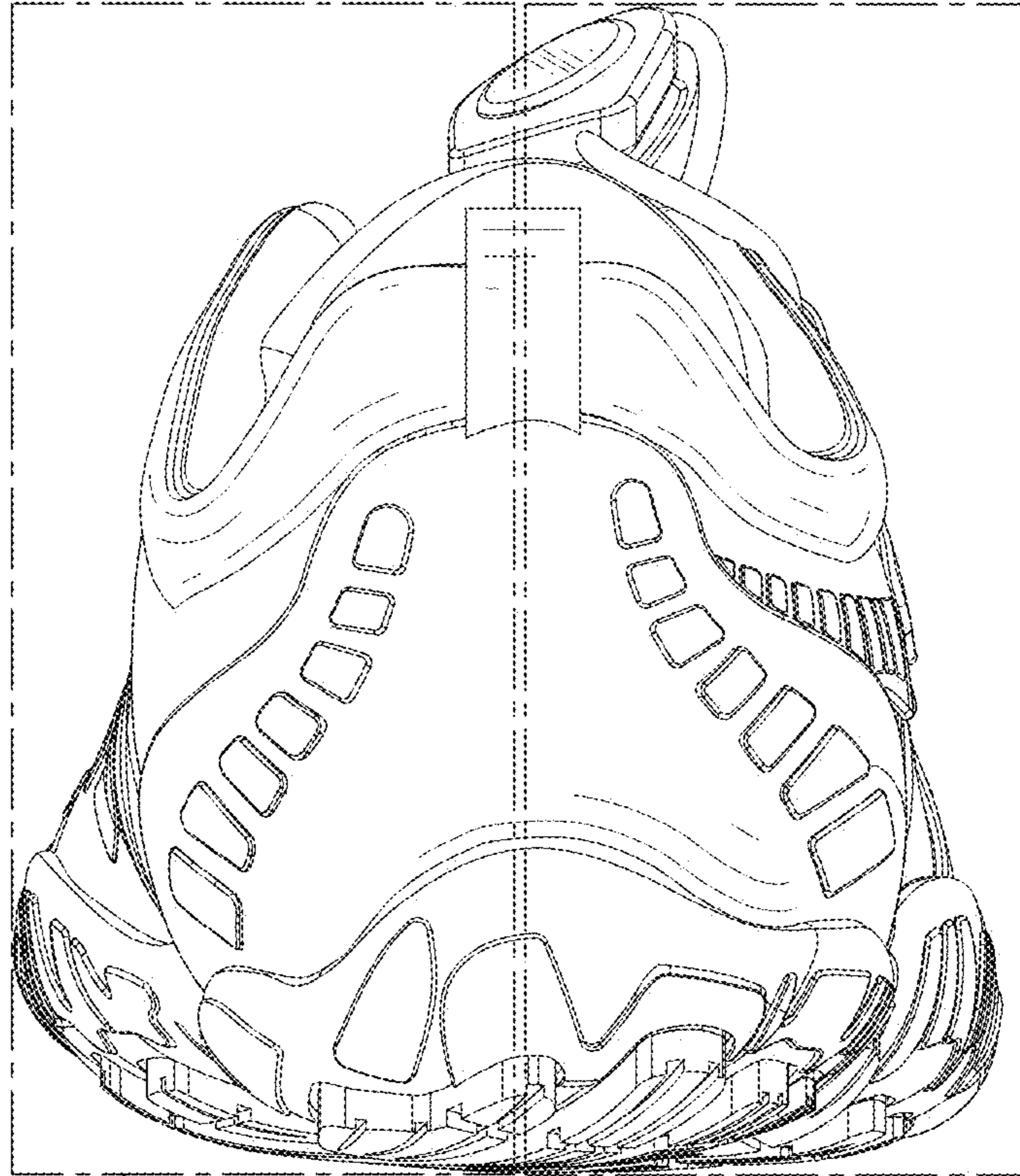


FIG. 15

FIG. 16

FIG. 4



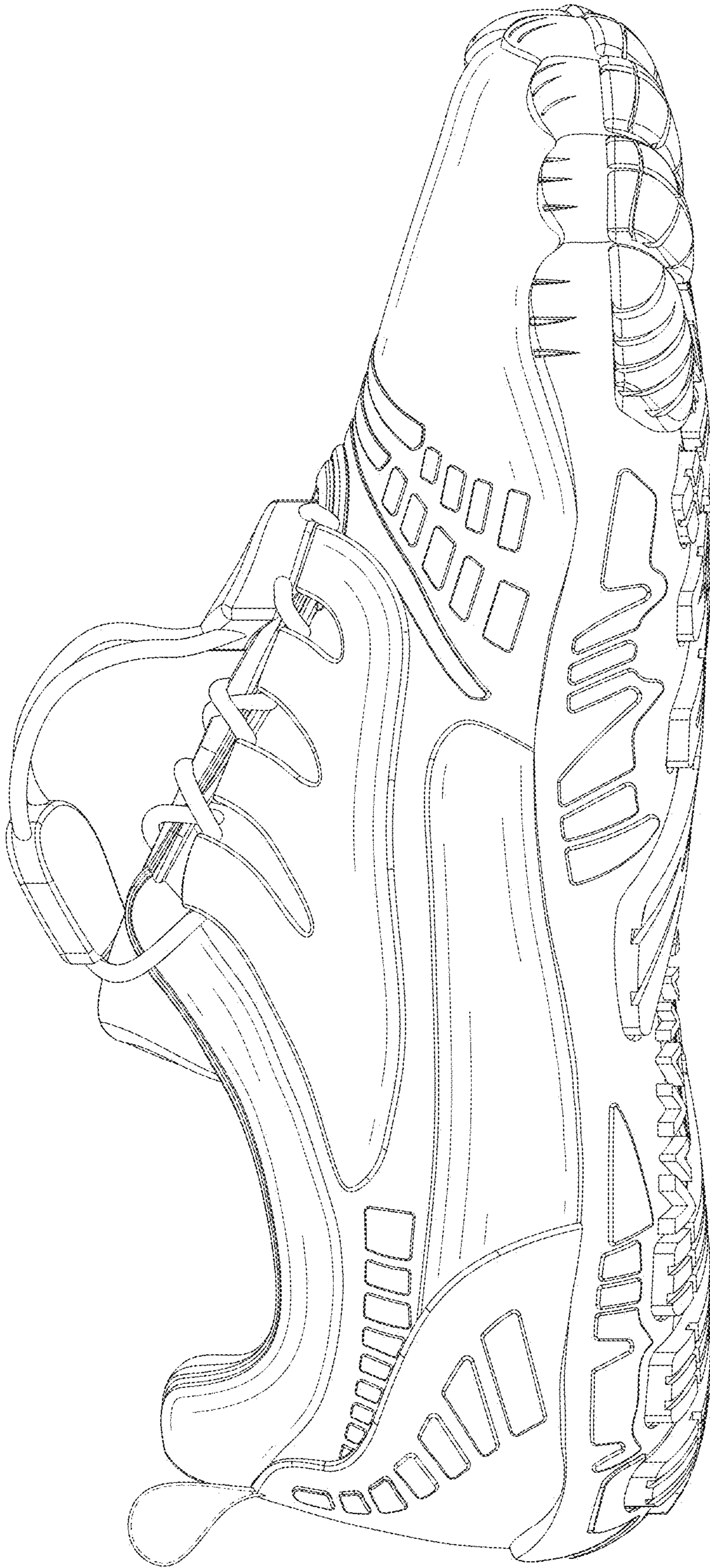


FIG. 5




FIG. 6



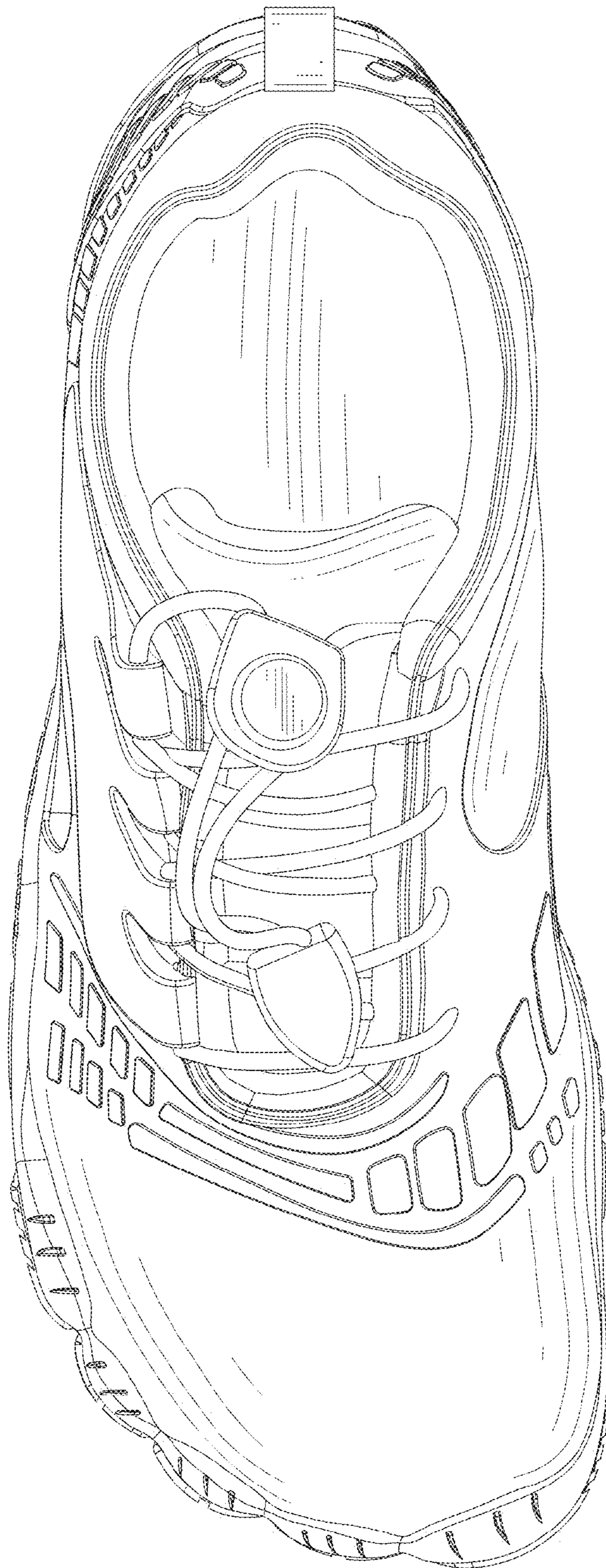


FIG. 7




FIG. 8






FIG. 9






FIG. 10




FIG. 11






FIG. 12





FIG. 13




FIG. 14




FIG. 15






FIG. 16