



US00D955662S

(12) **United States Design Patent**  
**Jakubowski et al.**

(10) **Patent No.:** **US D955,662 S**  
(45) **Date of Patent:** **\*\* Jun. 21, 2022**

- (54) **PET PRIVY**
- (71) Applicant: **Vermont Juvenile Furniture Mfg., Inc.**, West Rutland, VT (US)
- (72) Inventors: **Kristen Jakubowski**, Rutland, VT (US); **Chris Jakubowski**, Rutland, VT (US); **Todd Jakubowski**, Rutland, VT (US)
- (73) Assignee: **Vermont Juvenile Furniture Mfg.**, West Rutland, VT (US)

6,978,736 B2 12/2005 Sanford et al.  
 7,044,083 B2 5/2006 Farmer et al.  
 D529,666 S \* 10/2006 Simpson ..... D30/108  
 D534,321 S \* 12/2006 Simpson ..... D30/161  
 7,228,820 B1 \* 6/2007 Kellogg ..... A01K 1/03  
 119/498

(Continued)

*Primary Examiner* — Sheryl Lane

*Assistant Examiner* — Aula Soroush

(74) *Attorney, Agent, or Firm* — Volpe Koenig

(\*\*) Term: **15 Years**

(21) Appl. No.: **29/636,621**

(22) Filed: **Feb. 9, 2018**

(51) **LOC (13) Cl.** ..... **30-02**

(52) **U.S. Cl.**  
USPC ..... **D30/108**

(58) **Field of Classification Search**  
 USPC ..... D30/108-120; D3/304; D9/430;  
 D21/834, 837-838  
 CPC ... A01K 1/00; A01K 1/02; A01K 1/03; A01K  
 1/033; A01K 1/034; A01K 1/035; A01K  
 1/0254; A01K 1/011; A01K 1/0107;  
 A01K 1/0125; A01K 1/0121; A01K  
 31/14; A01K 31/12; A63H 33/008; E04H  
 15/008; E04H 1/1205

See application file for complete search history.

(56) **References Cited**

**U.S. PATENT DOCUMENTS**

- 5,558,041 A \* 9/1996 Fairall, Jr. .... A01K 1/0107  
119/165
- 5,678,509 A 10/1997 Dillon
- 5,931,120 A 8/1999 Burns et al.
- 6,076,485 A 6/2000 Peeples et al.
- 6,155,206 A 12/2000 Godshaw
- 6,230,915 B1 \* 5/2001 Liu ..... B65D 9/12  
217/122
- 6,311,709 B1 11/2001 Louie et al.

(57) **CLAIM**

The ornamental design for a pet privy, as shown and described.


**DESCRIPTION**

FIG. 1 is a top, front, right perspective view of a first embodiment of a pet privy in accordance with our design; FIG. 2 is a front elevational view thereof; FIG. 3 is a top plan elevational view thereof; FIG. 4 is a rear elevational view thereof; FIG. 5 is a bottom plan view thereof; FIG. 6 is a right side elevational view thereof; FIG. 7 is a left side elevational view thereof; and FIG. 8 is a cross-sectional view taken in the direction of line 8-8 in FIG. 2;

FIG. 9 is a top, front, right perspective view of a second embodiment of a pet privy in accordance with our design; FIG. 10 is a front elevational view thereof; FIG. 11 is a top plan elevational view thereof; FIG. 12 is a rear elevational view thereof; FIG. 13 is a bottom plan view thereof; FIG. 14 is a right side elevational view thereof; FIG. 15 is a left side elevational view thereof; and, FIG. 16 is a cross-sectional view taken in the direction of line 16-16 in FIG. 10.

The broken lines shown in the drawings depict portions of the pet privy that form no part of the claimed design.

**1 Claim, 16 Drawing Sheets**



(56)

References Cited

U.S. PATENT DOCUMENTS

7,380,521	B2	6/2008	Morton et al.	
7,665,421	B2	2/2010	Martz	
D611,202	S	3/2010	Jakubowski et al.	
D612,111	S *	3/2010	Kellogg .....	D30/160
7,703,416	B2	4/2010	Farmer et al.	
7,753,003	B2	7/2010	Farmer et al.	
D622,009	S	8/2010	Jakubowski et al.	
7,789,044	B2	9/2010	McGrade	
7,802,540	B2	9/2010	Jakubowski et al.	
8,117,993	B2	2/2012	Farmer et al.	
8,127,719	B2	3/2012	Jakubowski et al.	
8,746,179	B2	6/2014	Farmer et al.	
8,757,095	B2	6/2014	Farmer et al.	
8,985,058	B2	3/2015	Cantwell et al.	
9,485,957	B2 *	11/2016	Kellogg .....	A01K 1/034
9,521,826	B2	12/2016	Rybka et al.	
D881,485	S *	4/2020	Jakubowski .....	D30/161
2004/0244716	A1 *	12/2004	Simpson .....	A01K 1/0125 119/499
2006/0213452	A1	9/2006	King	
2009/0205578	A1	8/2009	Alves	
2010/0043720	A1	2/2010	Yelverton	
2010/0139573	A1	6/2010	Wilson et al.	
2012/0210947	A1	8/2012	DiPaolo	
2012/0304937	A1	12/2012	Matteson et al.	
2015/0305296	A1	10/2015	Lu	
2016/0057969	A1 *	3/2016	Kellogg .....	A01K 1/034 119/474
2019/0174710	A1 *	6/2019	Jakubowski .....	A01K 1/033
2020/0100452	A1 *	4/2020	Jakubowski .....	A01K 1/0125

\* cited by examiner

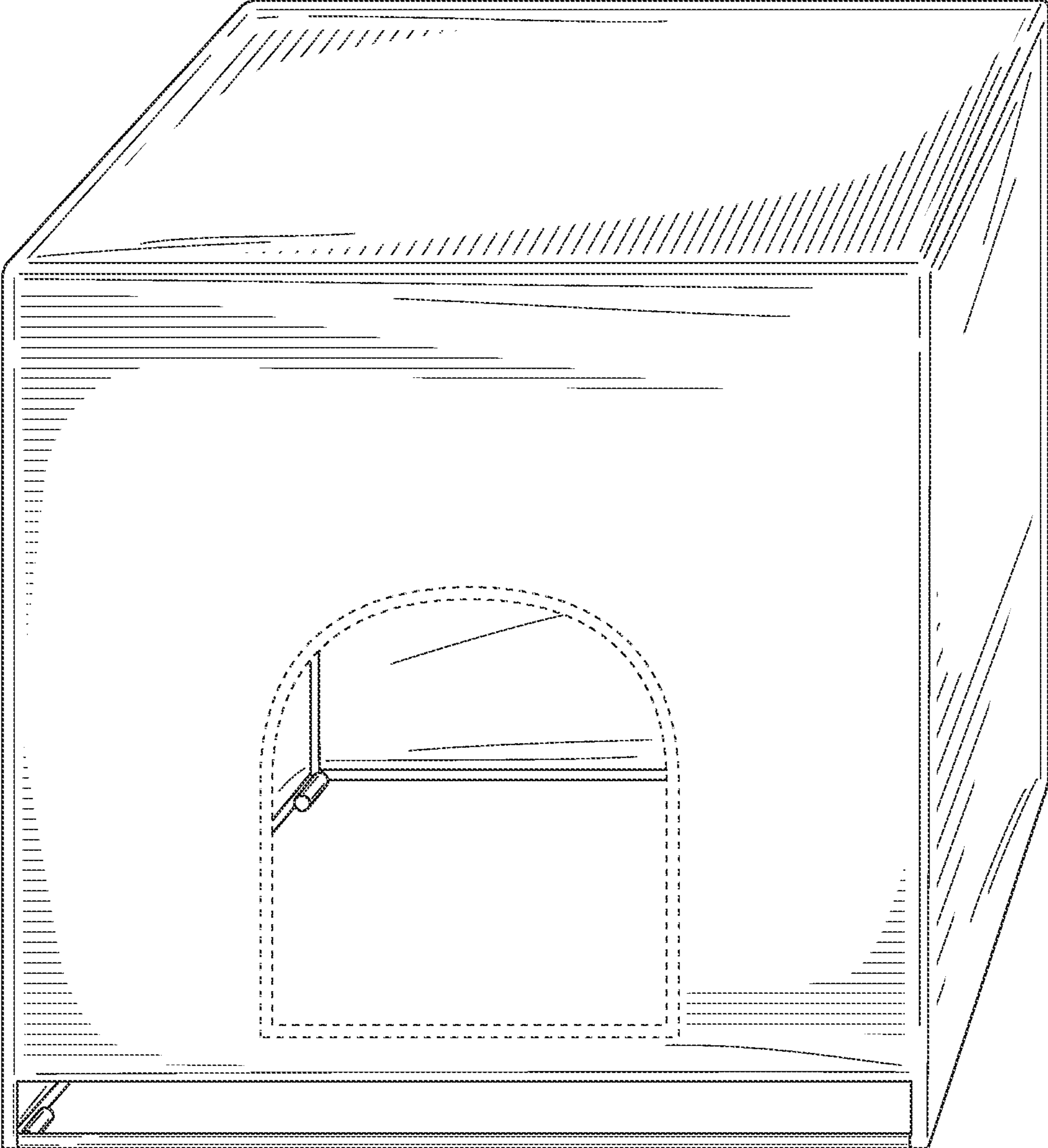


FIG. 1

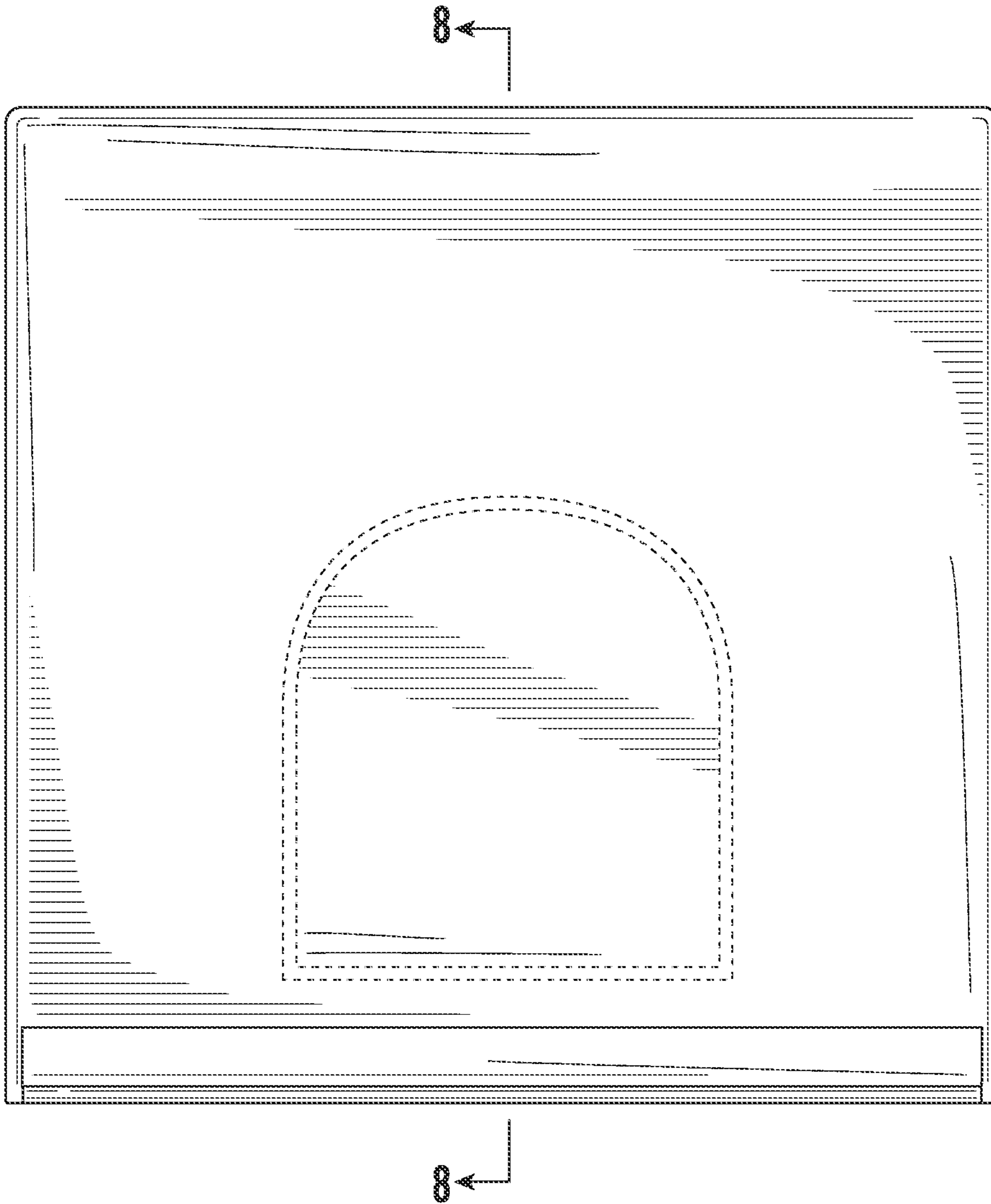


FIG. 2




FIG. 3




FIG. 4

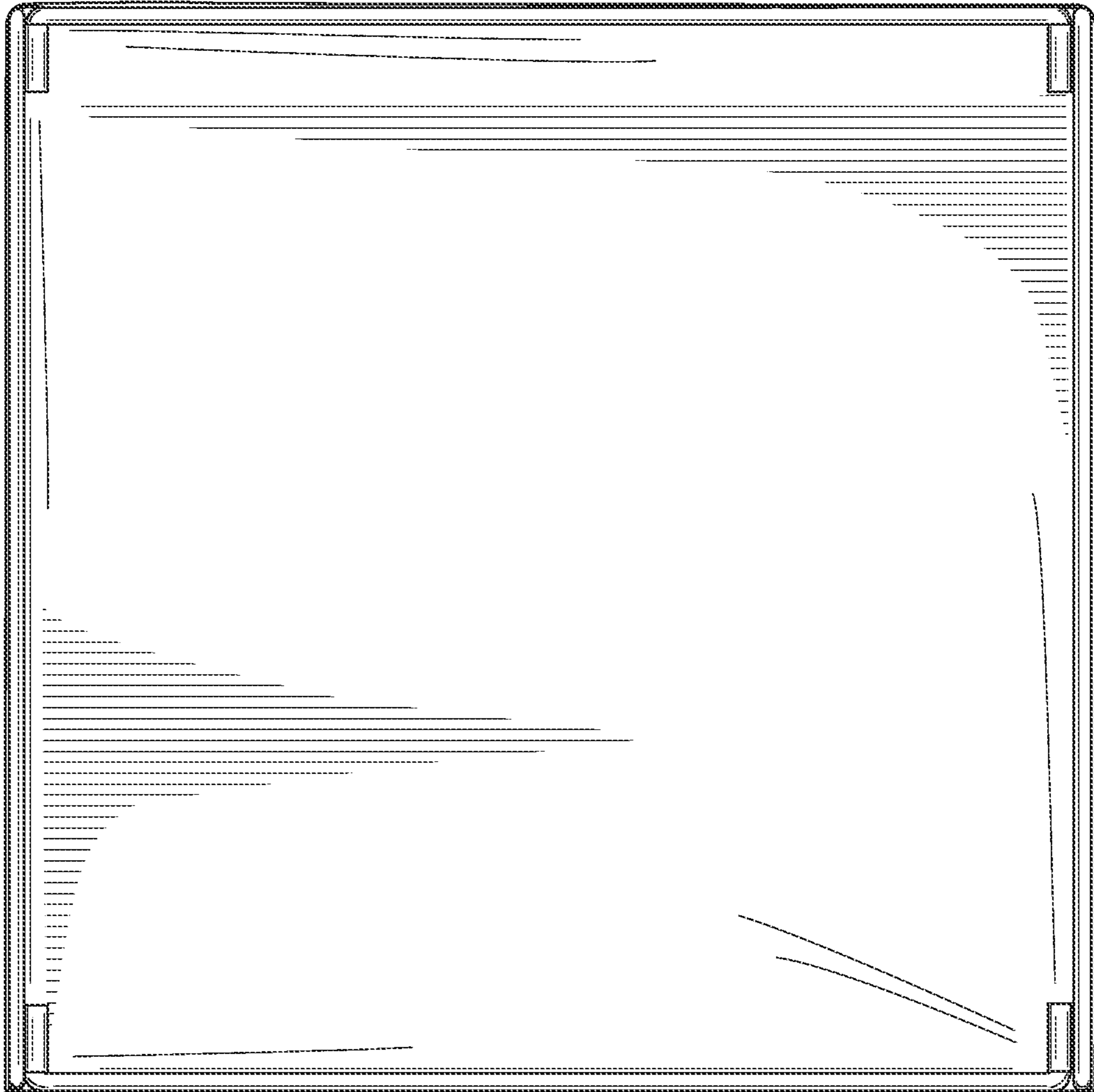


FIG. 5





FIG. 6





**FIG. 7**




FIG. 8

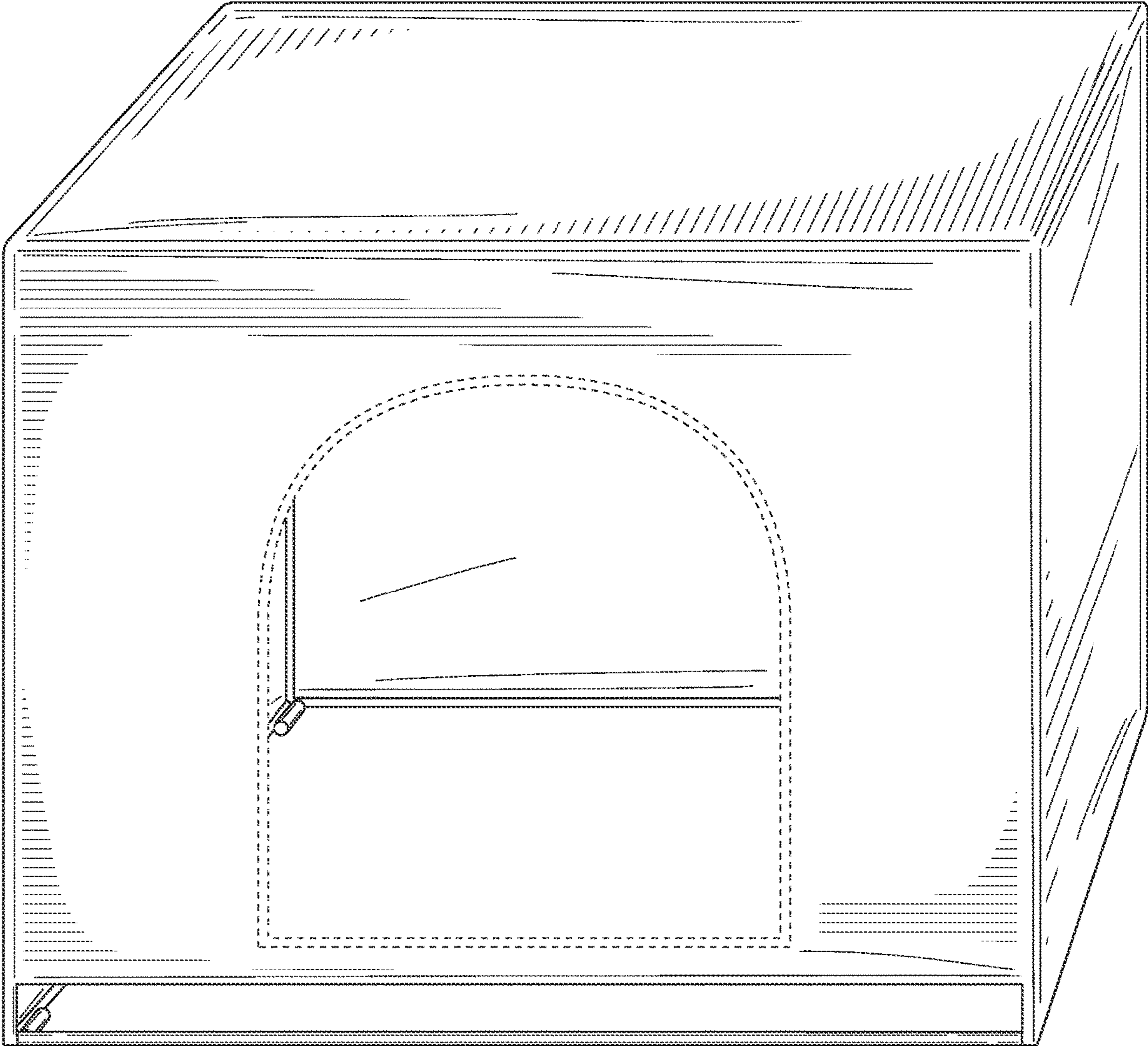


FIG. 9

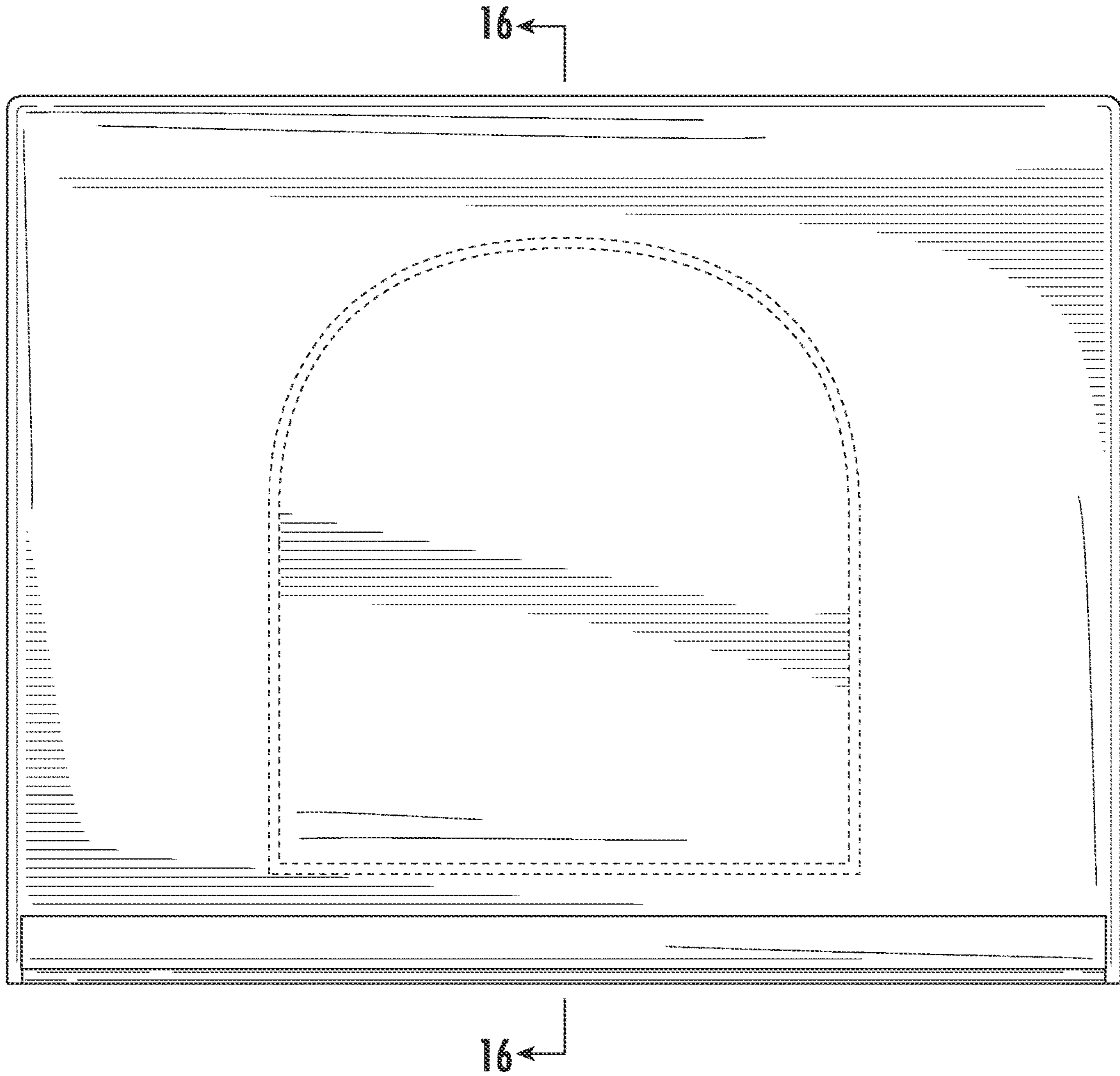


FIG. 10




FIG. 11




FIG. 12




FIG. 13




FIG. 14






FIG. 15




FIG. 16