



US00D955647S

(12) **United States Design Patent**
Ferguson

(10) **Patent No.:** **US D955,647 S**
(45) **Date of Patent:** **** Jun. 21, 2022**

(54) **HAIR ACCESSORY FOR A DOLL**

(71) Applicant: **Arlesa Ferguson**, Lithia Springs, GA (US)

(72) Inventor: **Arlesa Ferguson**, Lithia Springs, GA (US)

(**) Term: **15 Years**

(21) Appl. No.: **29/718,421**

(22) Filed: **Dec. 24, 2019**

(51) **LOC (13) Cl.** **28-04**

(52) **U.S. Cl.**
USPC **D28/93; D21/659**

(58) **Field of Classification Search**
USPC D28/92, 93; D2/894; D21/568, 659, 661
CPC A41G 3/00; A41G 3/0008; A41G 3/0016;
A41G 3/0025; A41G 3/0033; A41G 3/0041; A41G 3/005; A41G 3/0058;
A41G 5/00; A41G 5/04; A41G 5/0046;
A41G 5/0053; A41G 5/006; A41G 5/0066; A41G 5/0073; A63H 3/44
See application file for complete search history.

(56) **References Cited**

U.S. PATENT DOCUMENTS

D433,774 S *	11/2000	Diaz	D28/93
D447,286 S *	8/2001	Diaz	D28/92
6,314,969 B1 *	11/2001	Lacause	A45D 8/00
				132/275
8,944,076 B1 *	2/2015	Doubt	A41G 5/0073
				132/201
2017/0099901 A1 *	4/2017	Lee	A41G 5/006
2017/0181489 A1 *	6/2017	Tokko	A41G 5/0066
2019/0387824 A1 *	12/2019	Dominguez	A41G 5/006

OTHER PUBLICATIONS

MGA Entertainment, LOL Surprise O.M.G. Styling Head Royal Bee, pp. 1-4, available at <https://d9e070dfd3acecf46b1c-17b469a03c0123c2b02a9321faa23df8.ssl.cf1.rackcdn.com/pdf/566229.pdf>. Accessed Mar. 26, 2020.
MGA Entertainment, LOL Surprise O.M.G. Styling Head Neonlicious, pp. 1-4, available at <https://d9e070dfd3acecf46b1c-17b469a03c0123c2b02a9321faa23df8.ssl.cf1.rackcdn.com/pdf/565963.pdf>. Accessed Mar. 26, 2020.

* cited by examiner

Primary Examiner — Zenia I Bennett
(74) *Attorney, Agent, or Firm* — Meunier Carlin & Curfman LLC

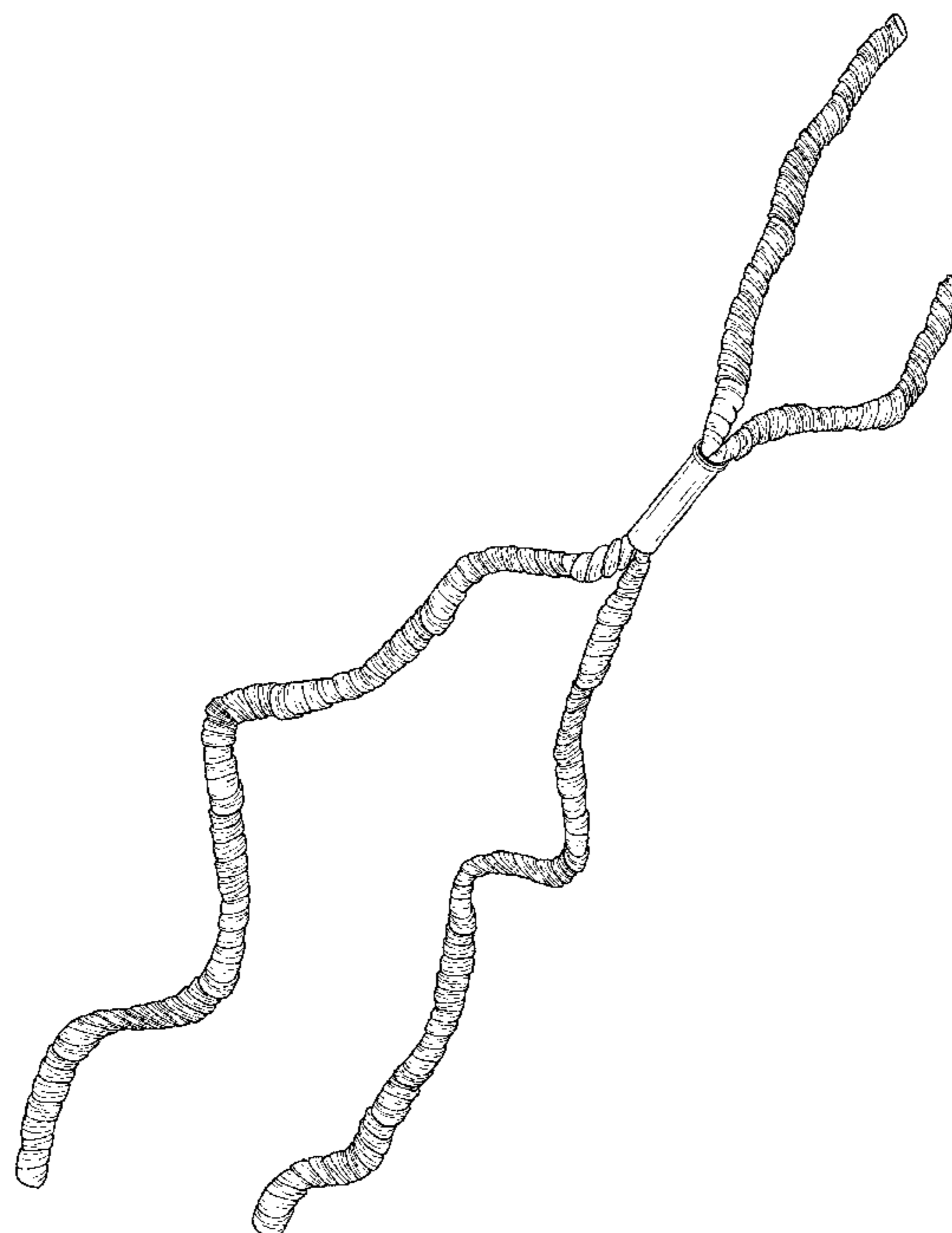
(57) **CLAIM**

The ornamental design for a hair accessory for a doll, as shown and described.

DESCRIPTION

FIG. 1 is a perspective view of a hair accessory for a doll showing my new design.
FIG. 2 is a front view of my new design shown in FIG. 1.
FIG. 3 is a rear view of my new design shown in FIG. 1.
FIG. 4 is a right-side view of my new design shown in FIG. 1.
FIG. 5 is a left-side view of my new design shown in FIG. 1.
FIG. 6 is a top view of my new design shown in FIG. 1; and, FIG. 7 is a bottom view of my new design shown in FIG. 1.

1 Claim, 5 Drawing Sheets



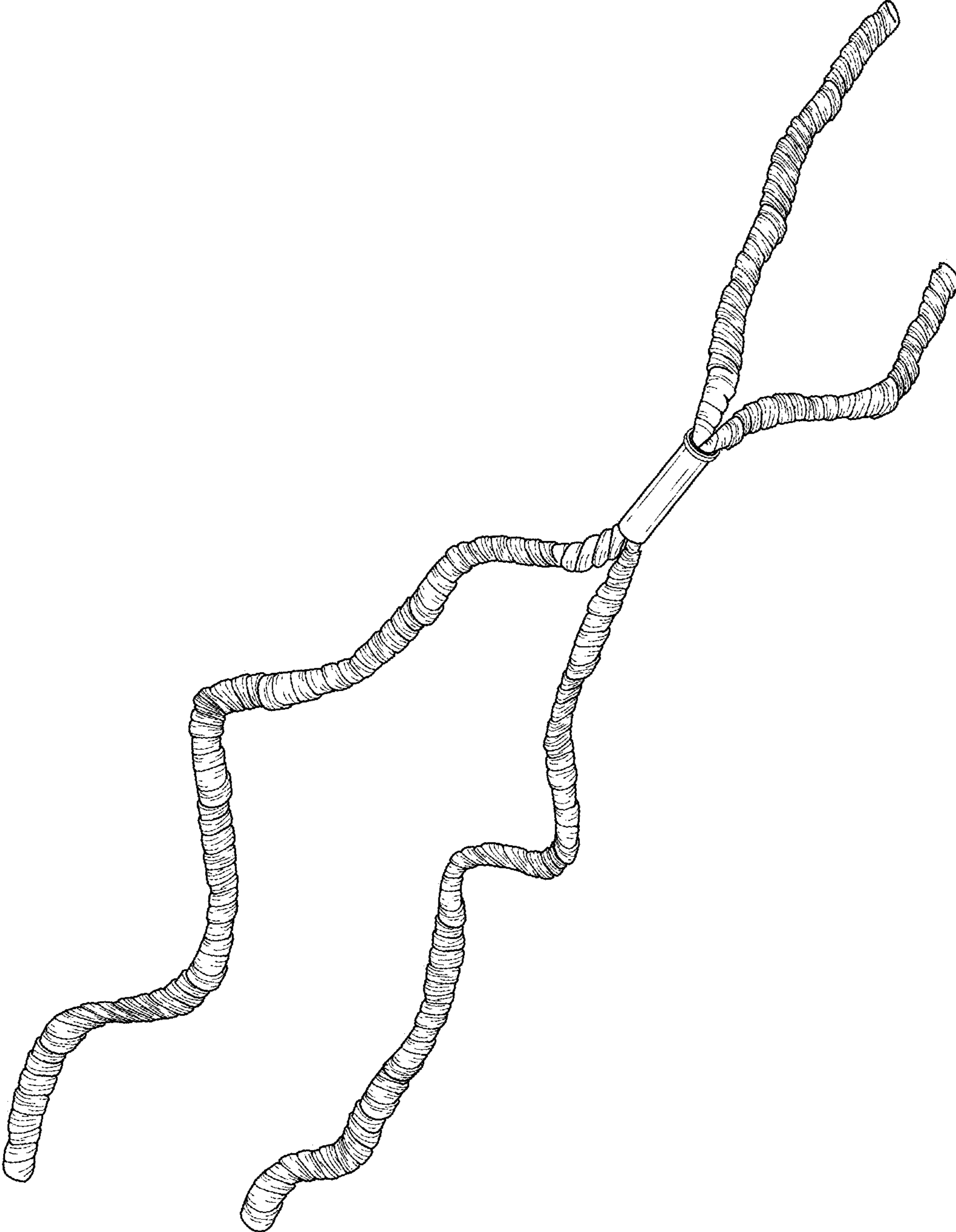


FIG. 1

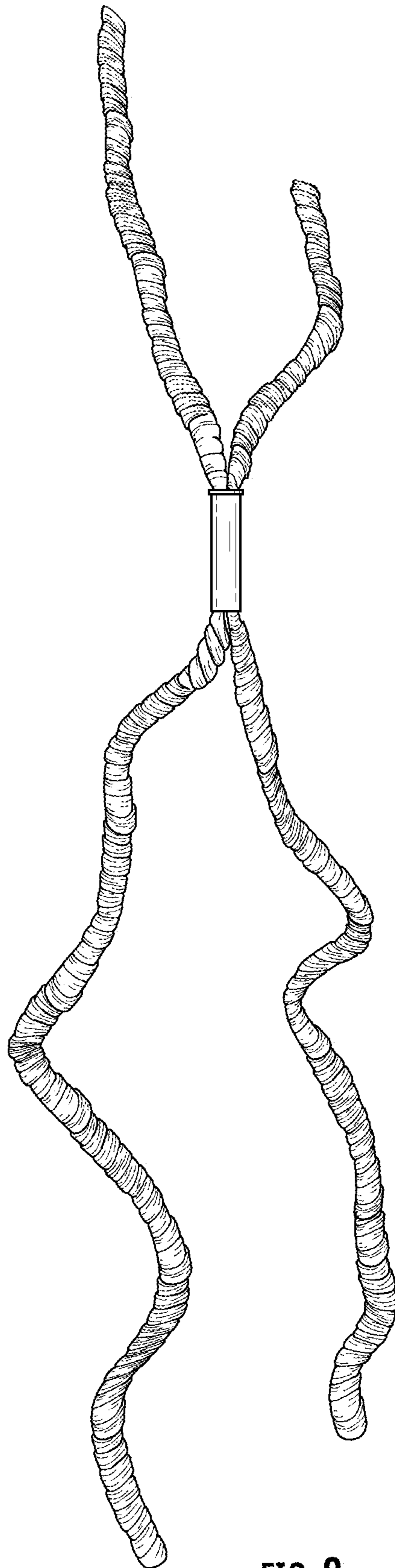


FIG. 2

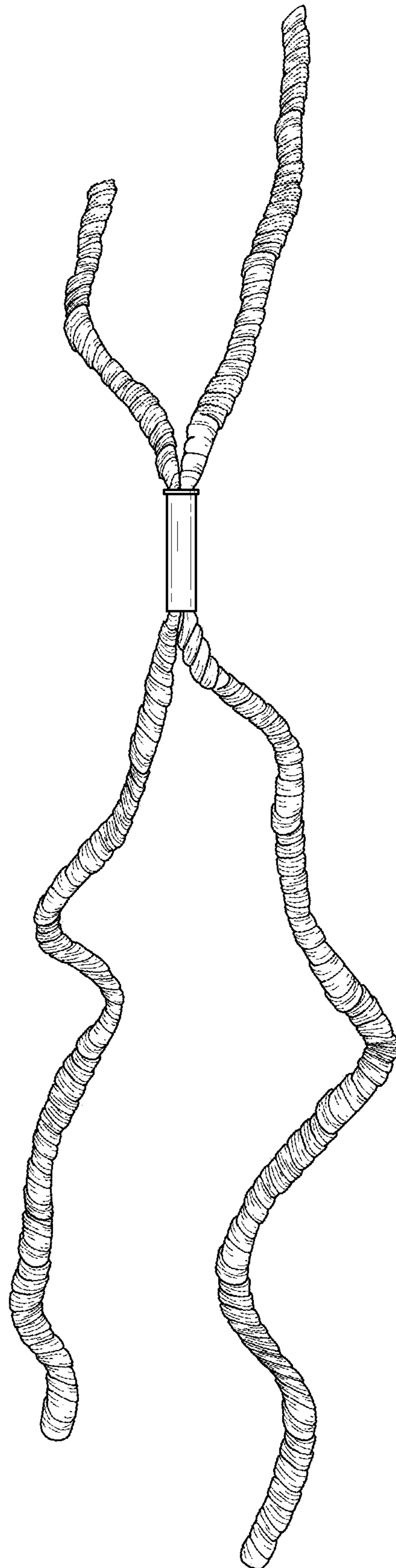


FIG. 3

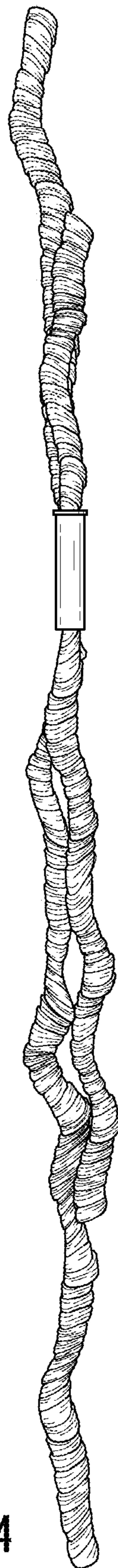


FIG. 4

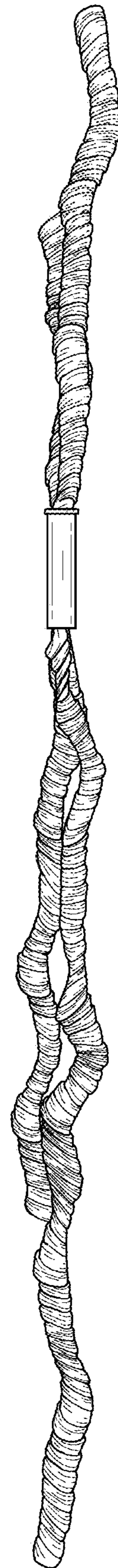


FIG. 5

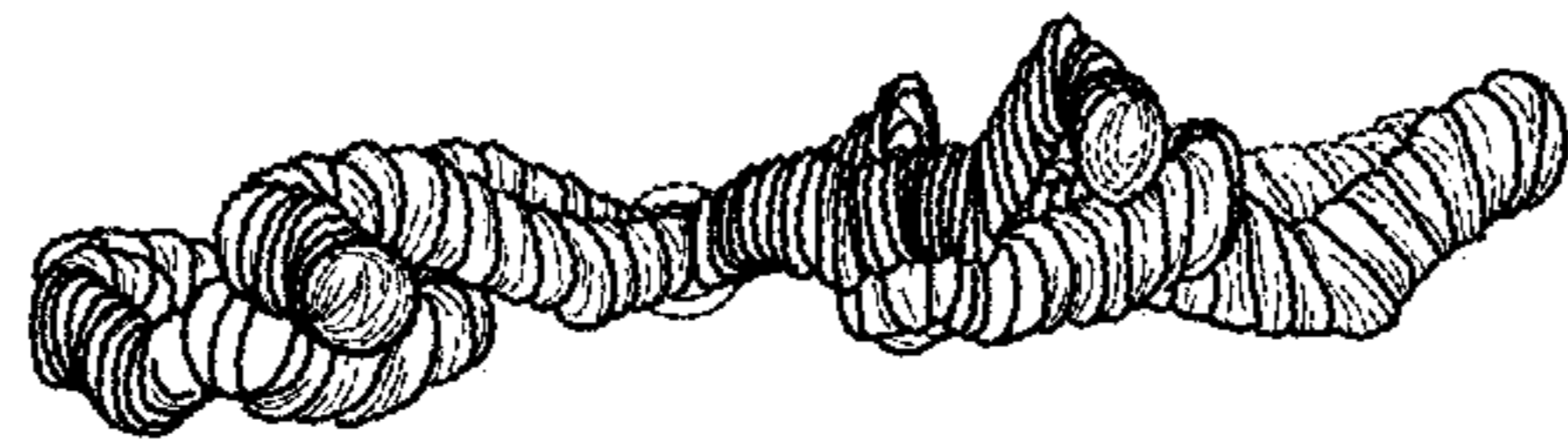


FIG. 6

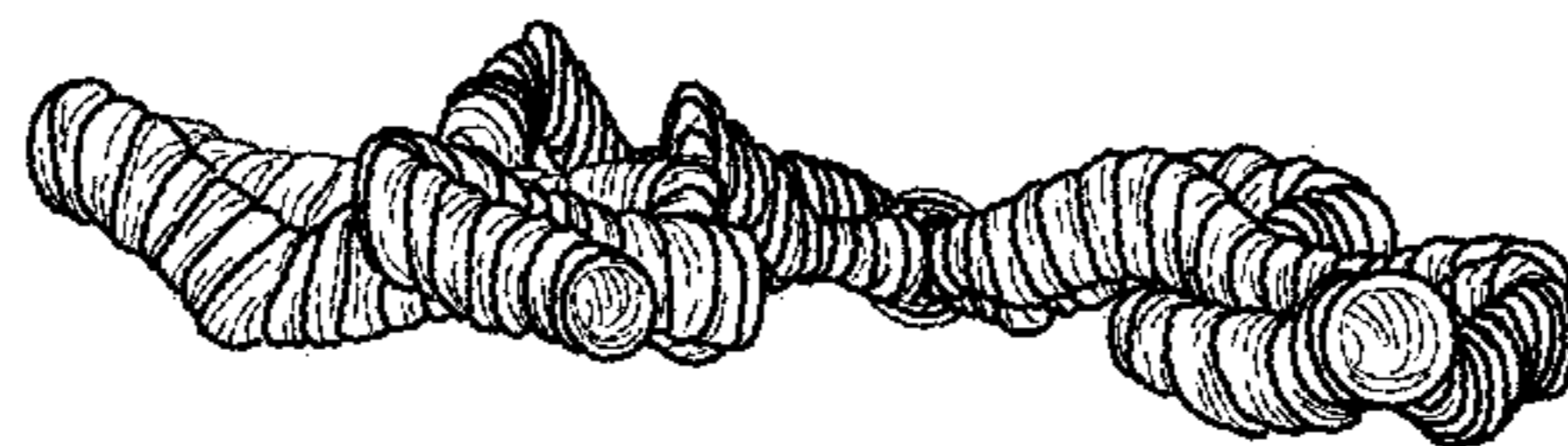


FIG. 7