



US00D955640S

(12) **United States Design Patent**  
**Leatherman et al.**

(10) **Patent No.:** **US D955,640 S**  
(45) **Date of Patent:** **\*\* Jun. 21, 2022**

(54) **SAFETY RAZOR**

(71) Applicant: **Edgewell Personal Care Brands, LLC**, Chesterfield, MO (US)

(72) Inventors: **Christopher Leatherman**, New Hartford, CT (US); **Jia Jun Shen**, New Haven, CT (US)

(73) Assignee: **EDGEWELL PERSONAL CARE BRANDS, LLC**, Chesterfield, MO (US)

(\*\*) Term: **15 Years**

(21) Appl. No.: **29/729,019**

(22) Filed: **Mar. 24, 2020**

(51) **LOC (13) Cl.** ..... **28-03**

(52) **U.S. Cl.**  
USPC ..... **D28/46**

(58) **Field of Classification Search**  
USPC ..... D28/46-48  
CPC ..... B26B 21/52-528; B26B 21/22-38; B26B 21/08; B26B 21/14  
See application file for complete search history.

(56) **References Cited**

**U.S. PATENT DOCUMENTS**

D445,958 S	7/2001	Dansreau et al.	
D476,772 S	7/2003	Wonderley	
D542,470 S	5/2007	Bunnell et al.	
D542,471 S	5/2007	Bunnell et al.	
D566,896 S *	4/2008	Jung	D28/46
D581,594 S *	11/2008	Micinilio	D28/48

D581,595 S *	11/2008	Micinilio	D28/48
D603,560 S *	11/2009	Micinilio	D28/48
D624,699 S *	9/2010	Micinilio	D28/46
D635,716 S *	4/2011	Rhoad	D28/46
D661,020 S *	5/2012	Wain	D28/46
D739,605 S *	9/2015	Christie	D28/48
D749,784 S *	2/2016	Go	D28/48
D750,324 S *	2/2016	Bae	D28/48
D775,422 S *	12/2016	Faktorovich	D28/46
D812,815 S *	3/2018	Psimadas	D28/48
D868,375 S *	11/2019	Bonk	D28/48
D877,982 S *	3/2020	Bittencourt	D28/46
D877,984 S *	3/2020	Bittencourt	D28/48
D905,342 S *	12/2020	Wattam	D28/48
2008/0189964 A1 *	8/2008	Bozikis	B26B 21/522 30/526

\* cited by examiner

*Primary Examiner* — Jennifer Rivard

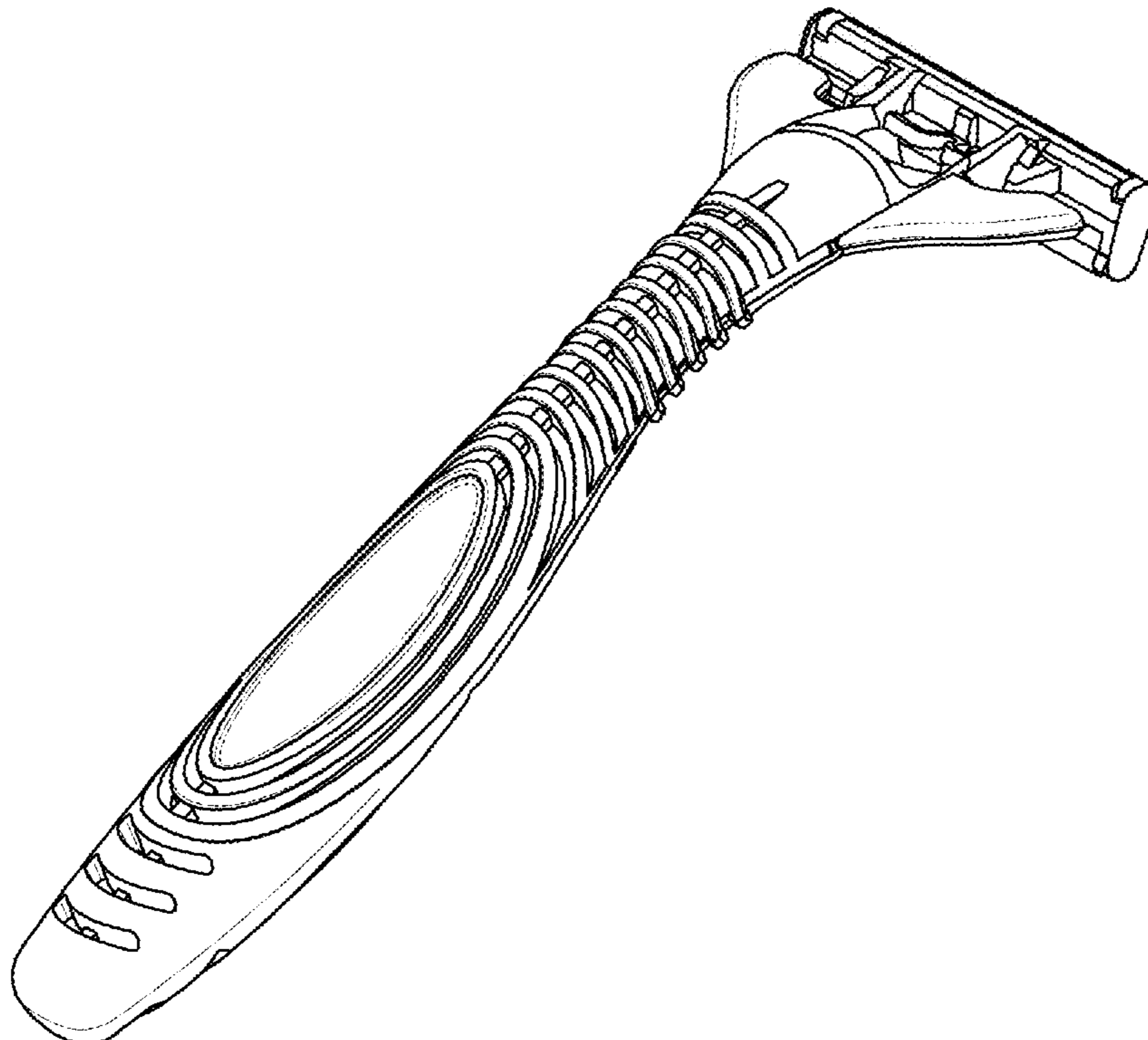
(57) **CLAIM**

We claim the ornamental design for the safety razor, as shown and described.

**DESCRIPTION**

FIG. 1 is an upper perspective view of a safety razor.  
FIG. 2 is a lower perspective view thereof.  
FIG. 3 is a rear view thereof.  
FIG. 4 is a front view thereof.  
FIG. 5 is a side view thereof.  
FIG. 6 is a side view, opposite the view of FIG. 5.  
FIG. 7 is a top end view thereof; and,  
FIG. 8 is a bottom end view thereof.

**1 Claim, 5 Drawing Sheets**



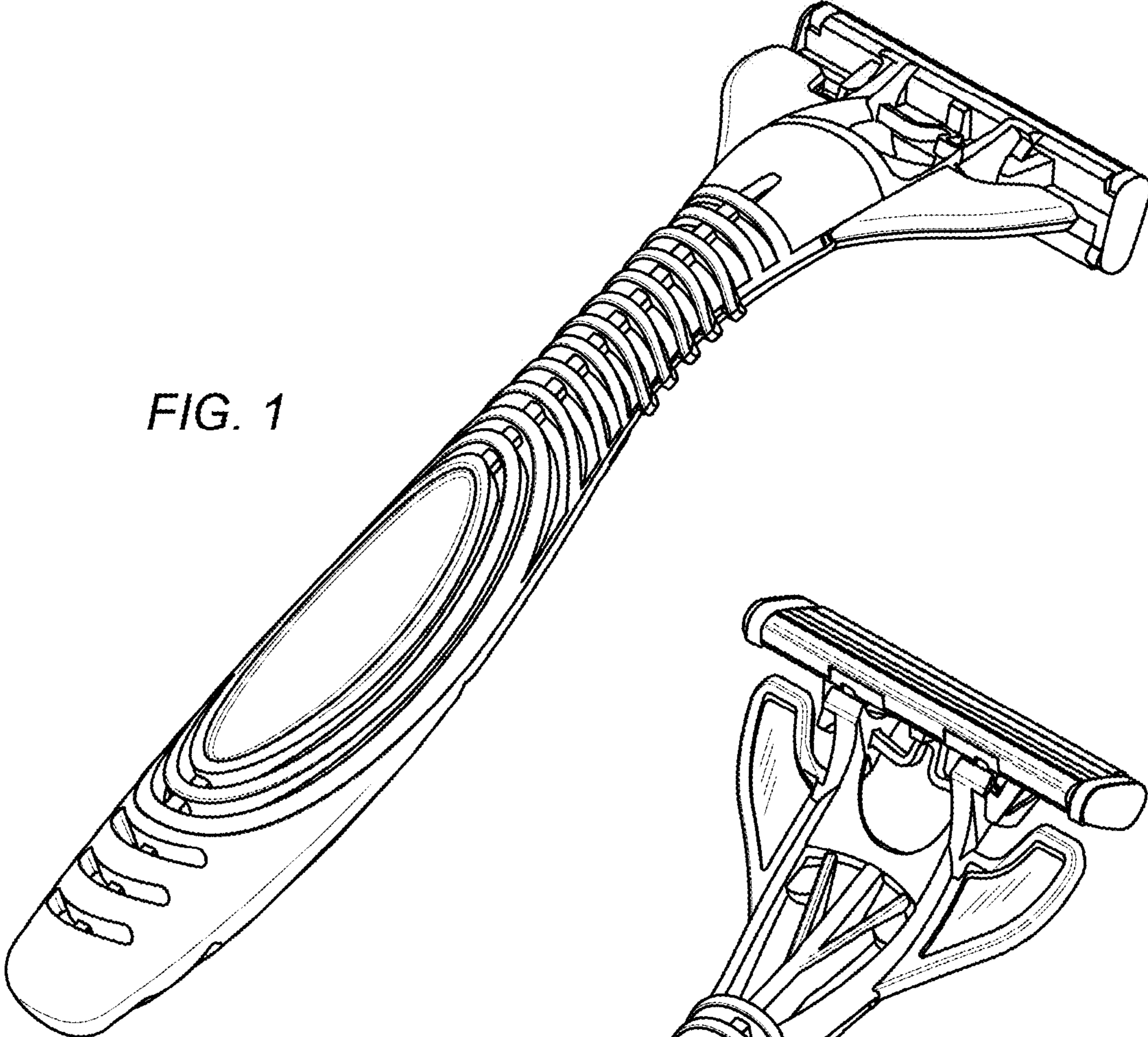


FIG. 1

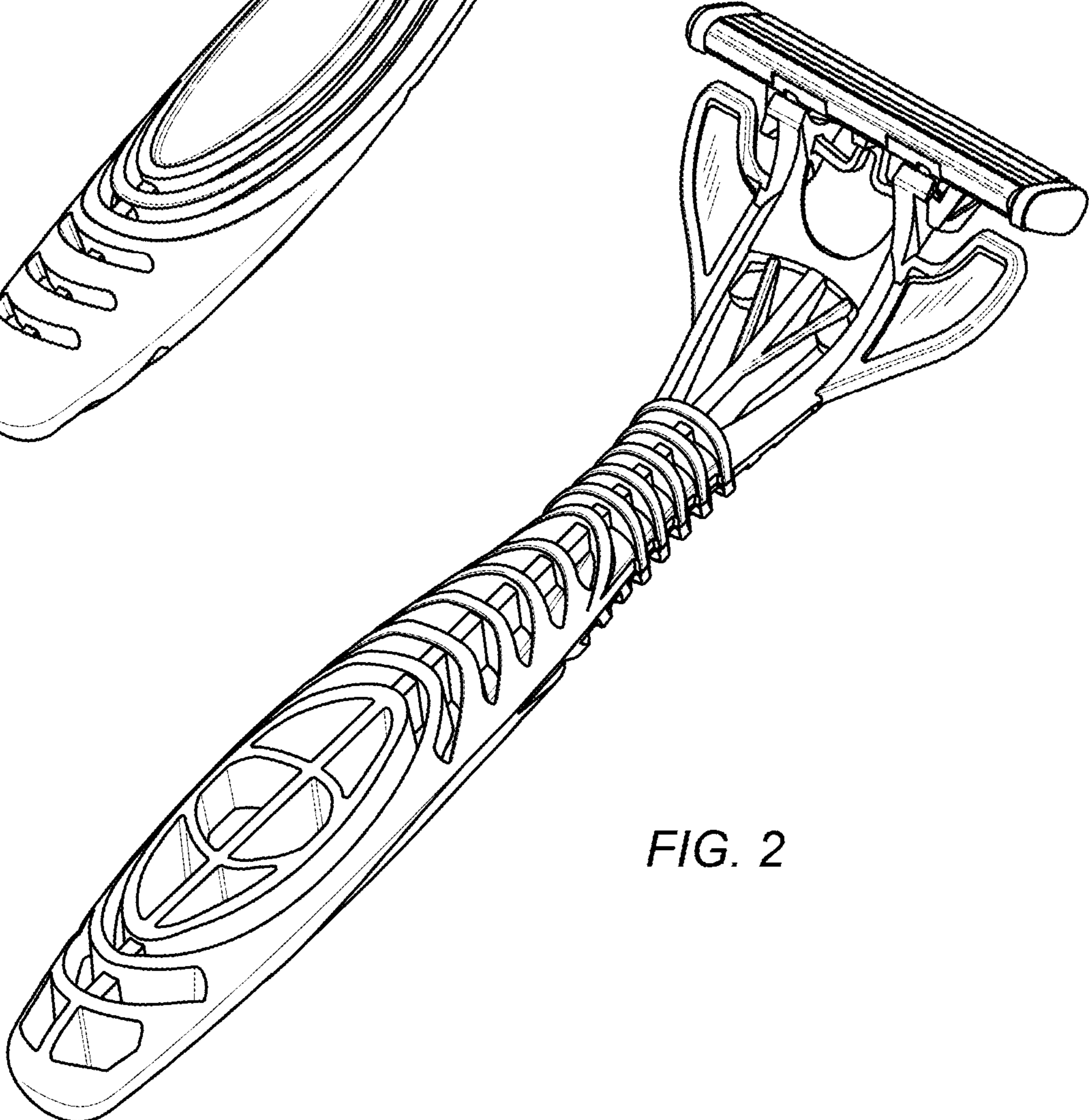


FIG. 2

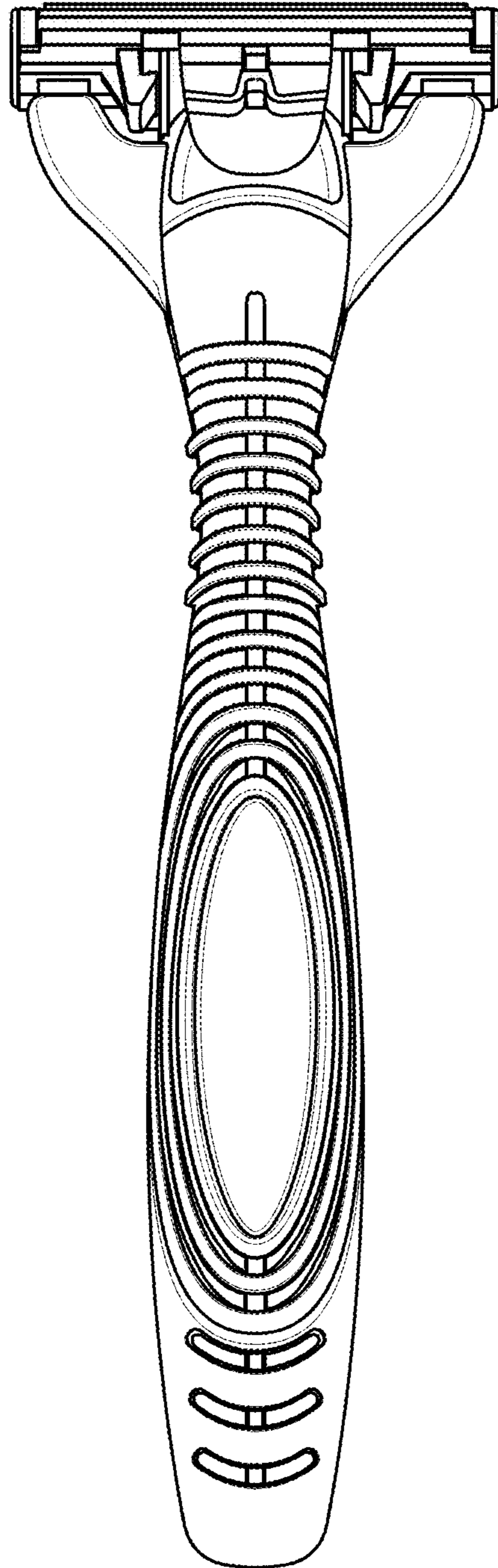


FIG. 3



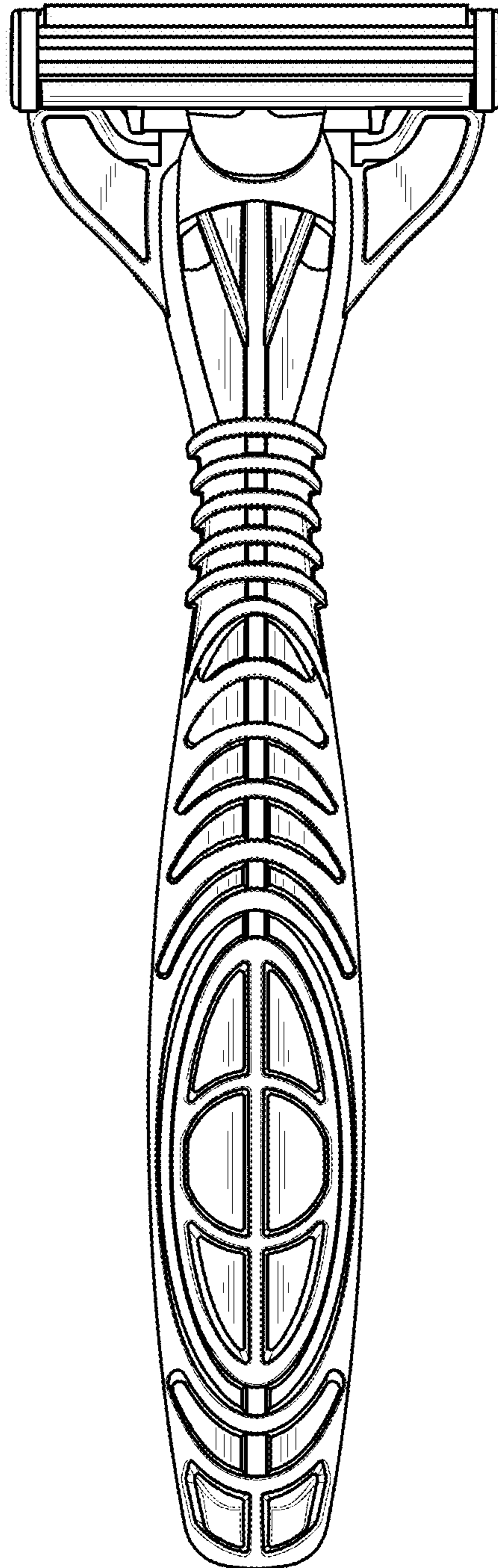


FIG. 4




FIG. 5

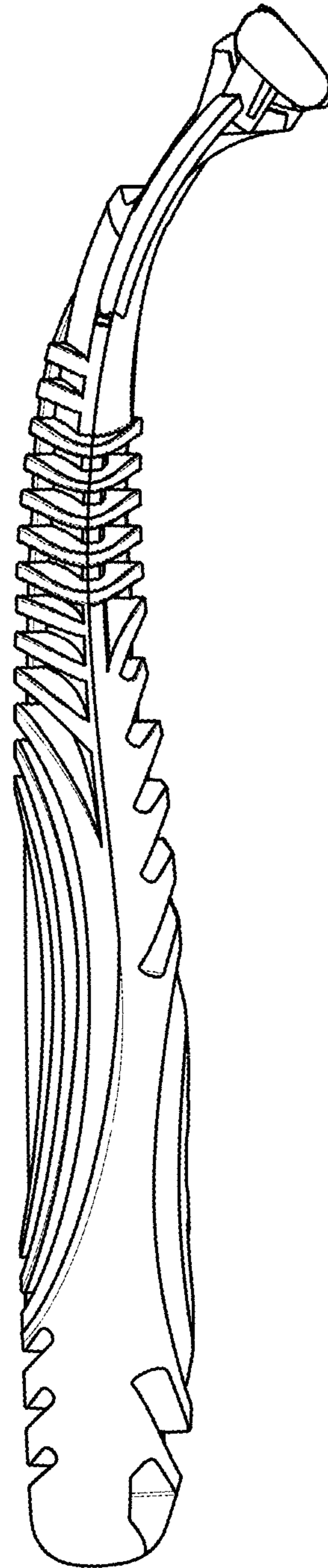


FIG. 6

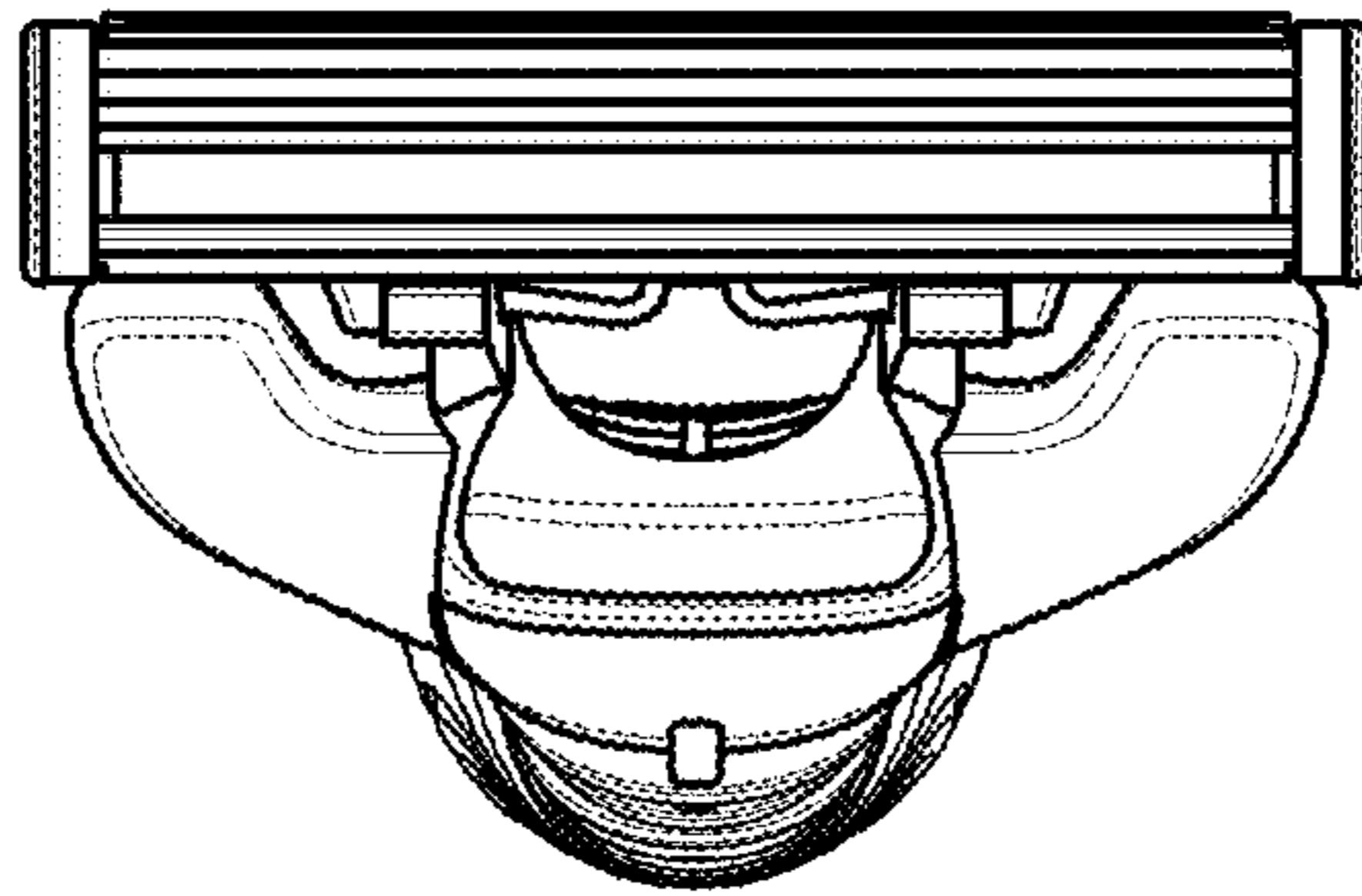


FIG. 7

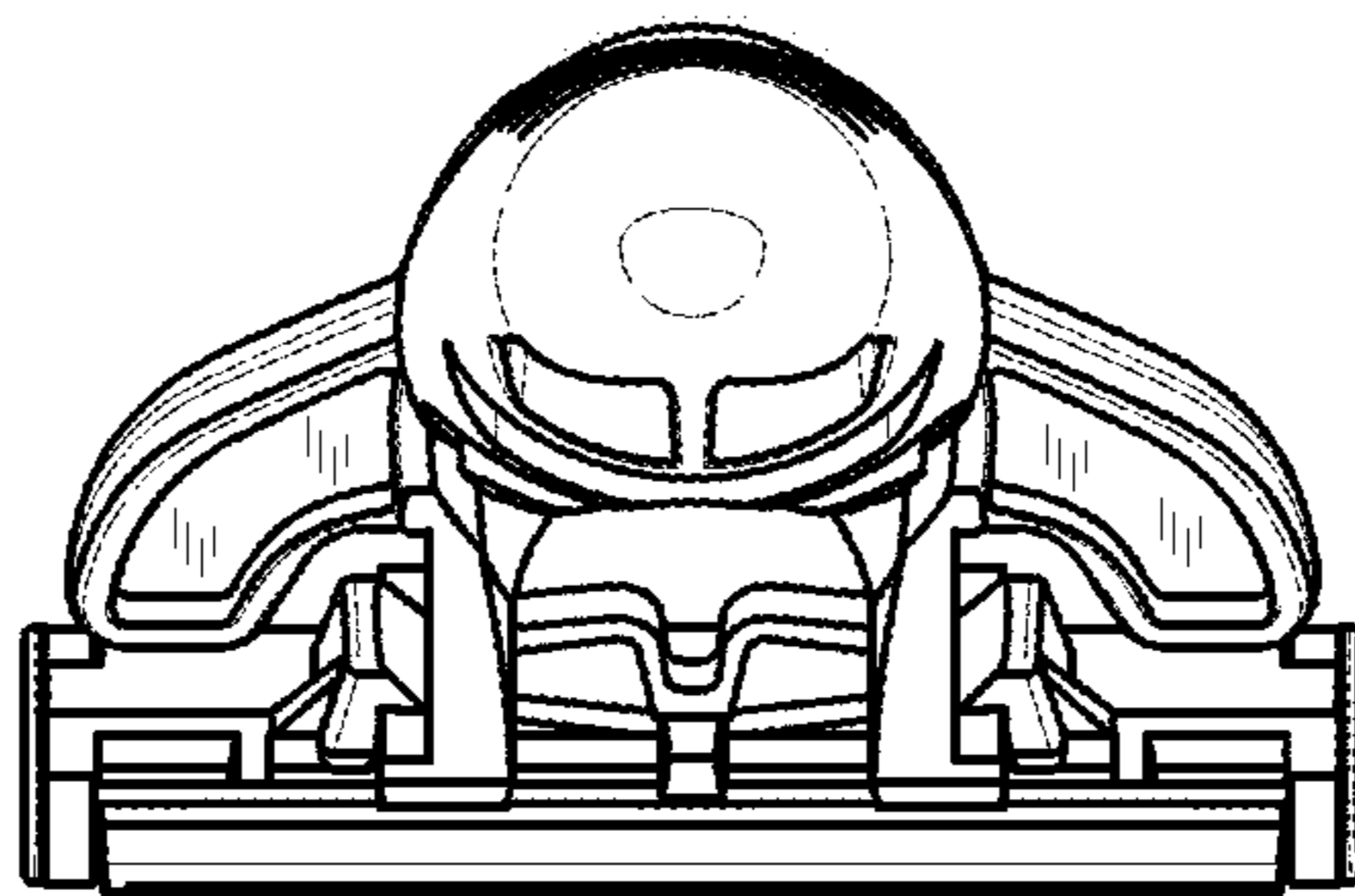


FIG. 8