



US00D955638S

(12) **United States Design Patent** (10) **Patent No.:** **US D955,638 S**  
**Russo** (45) **Date of Patent:** **\*\* Jun. 21, 2022**

(54) **COMB WITH HOOK**

FOREIGN PATENT DOCUMENTS

(71) Applicant: **Ouidad Licensing LLC**, Commack, NY (US)

CN 302114115 S 10/2012

(72) Inventor: **Melissa Russo**, Commack, NY (US)

OTHER PUBLICATIONS

(73) Assignee: **Ouidad Licensing LLC**, Commack, NY (US)

Detangler Shower Comb with hook, posted at www.amazon.com, retrieved on Mar. 19, 2021, <https://www.amazon.com/Detangler-Shower-Comb-hook-Colors/dp/B0756QT3SW>.

(\*\*) Term: **15 Years**

Wide-Tooth Comb, posted at www.ouidad.com, retrieved on Sep. 29, 2021, <https://www.ouidad.com/wide-tooth-comb.html?gclid=CjwKCAjwndCKBhAkEiwAgSDKQXetkopGabHl0GknQloyPtPfxgu-zW7bT5sfhW27H\_XCjNCzO6R9KhoCZp0QAvD\_BwE>.

(21) Appl. No.: **29/762,256**

Avon Advanced Techniques Hook Comb, <http://shop.avon.com/shop/product.asp?src\_page=whatsnew.asp&level1\_id=300&level2\_id=0&pdept\_id=0&pf\_id=33772&department=new>, published 2008.

(22) Filed: **Dec. 15, 2020**

(51) **LOC (13) Cl.** ..... **28-03**

\* cited by examiner

(52) **U.S. Cl.**

USPC ..... **D28/30**

(58) **Field of Classification Search**

USPC ..... D28/7, 20-34; D30/158, 159

CPC ..... A45D 24/00; A45D 24/005; A45D 24/02;

A45D 24/04; A45D 24/06; A45D 24/14;

A45D 24/22

See application file for complete search history.

*Primary Examiner* — Zenia I Bennett

(74) *Attorney, Agent, or Firm* — Gloria Tsui-Yip; Gottlieb, Rackman & Reisman, P.C.

(57) **CLAIM**

The ornamental design for a comb with hook, as shown and described.

(56) **References Cited**

**DESCRIPTION**

U.S. PATENT DOCUMENTS

D103,302 S \* 2/1937 Brady ..... 132/148

3,792,707 A \* 2/1974 Tupper ..... A45D 24/02  
132/150

4,026,307 A \* 5/1977 Morrow ..... A45D 24/00  
132/148

D252,826 S \* 9/1979 Bakewell ..... D28/30

D471,670 S \* 3/2003 Kim ..... D28/30

D574,110 S \* 7/2008 Griffith ..... D28/21

D601,751 S \* 10/2009 Day ..... D28/21

D650,127 S \* 12/2011 Jude ..... D28/30

FIG. 1 is a perspective view of a comb with hook of my new design;

FIG. 2 is a left side elevational view thereof;

FIG. 3 is a top plan view thereof;

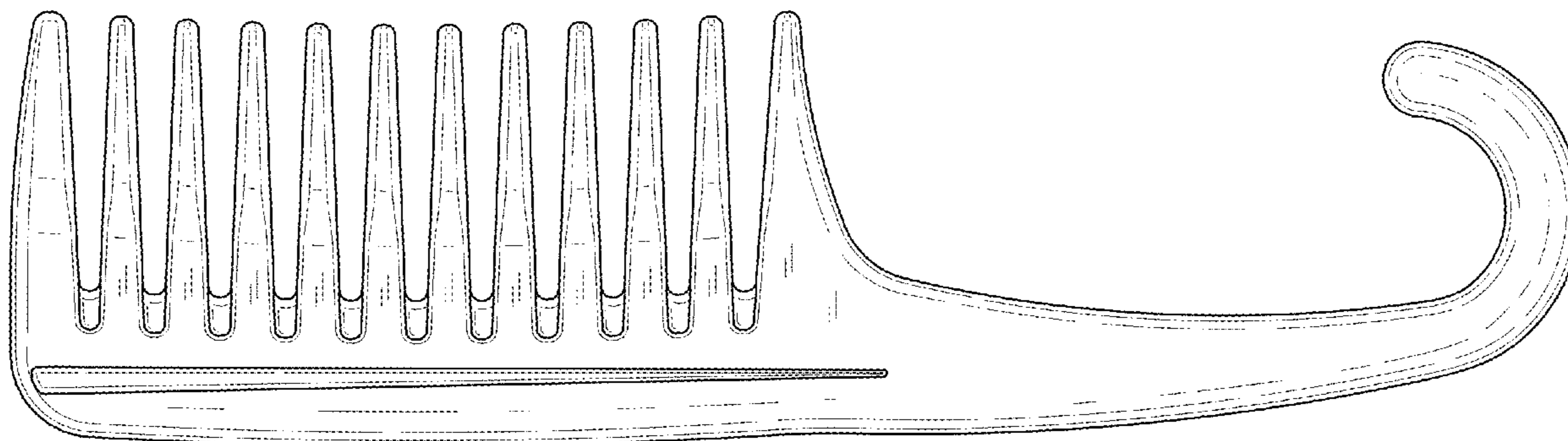
FIG. 4 is a right side elevational view thereof;

FIG. 5 is a bottom plan view thereof;

FIG. 6 is a front elevational view thereof; and,

FIG. 7 is a rear elevational view thereof.

**1 Claim, 4 Drawing Sheets**



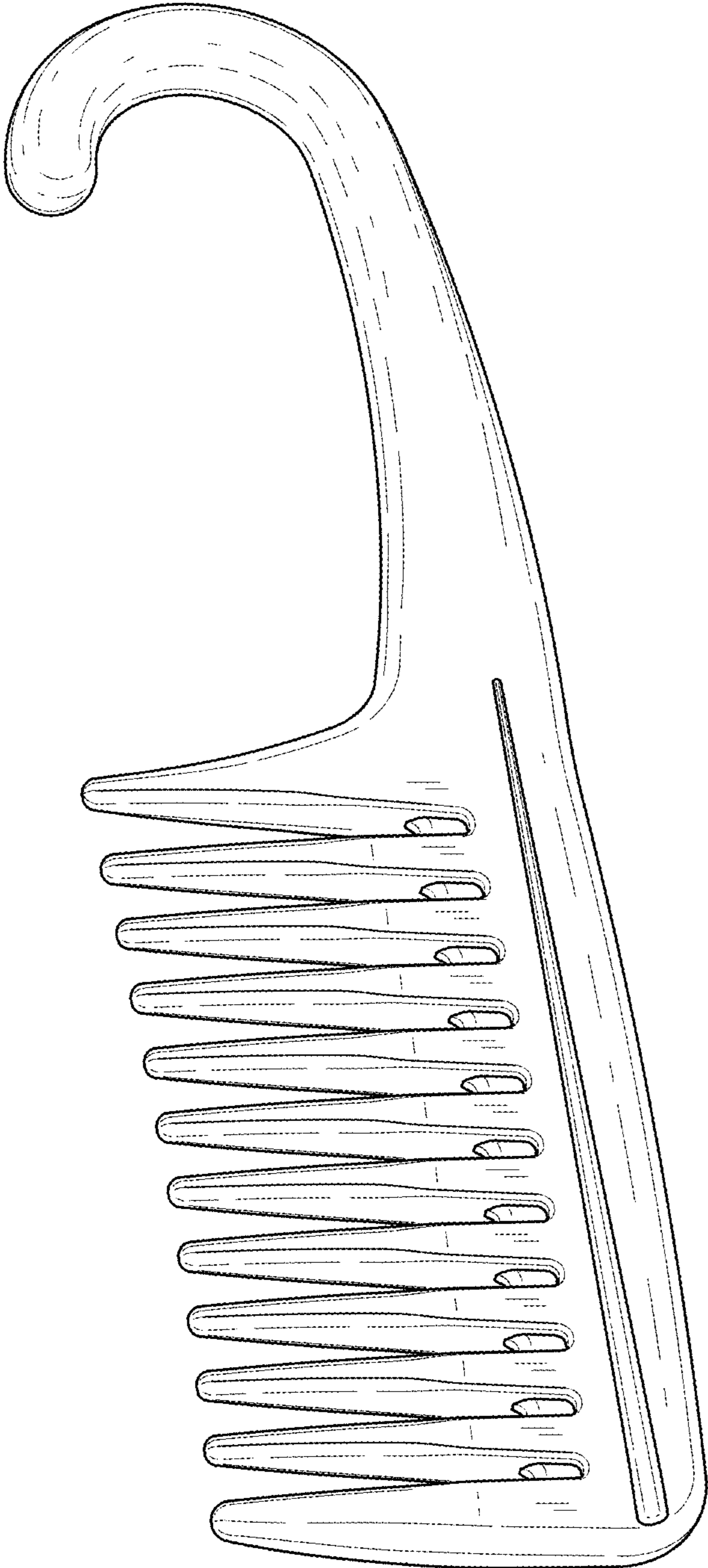


FIG.1

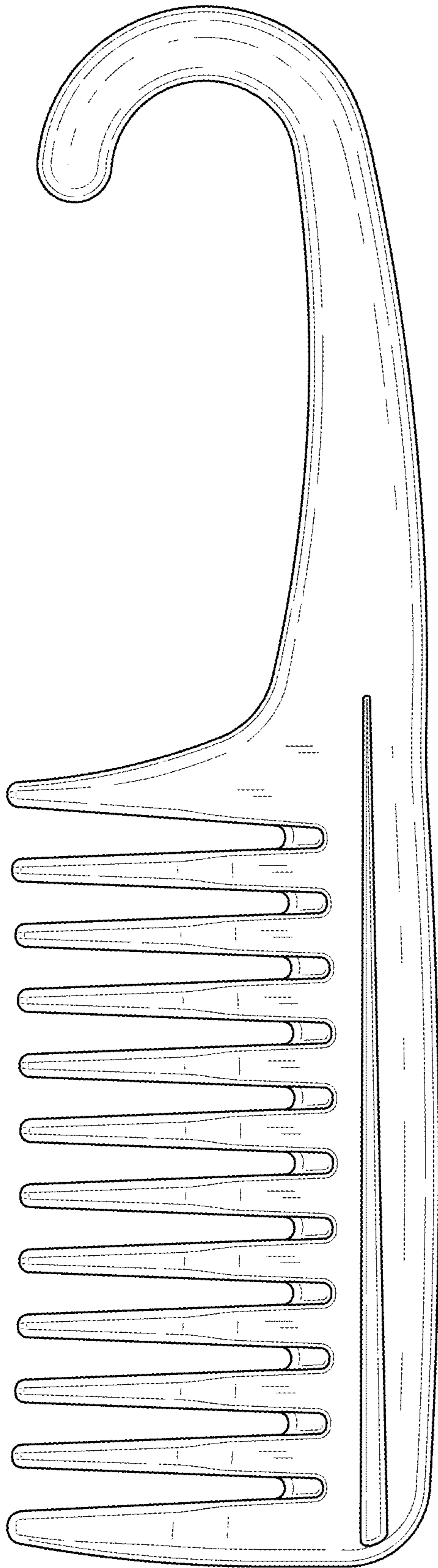


FIG. 2

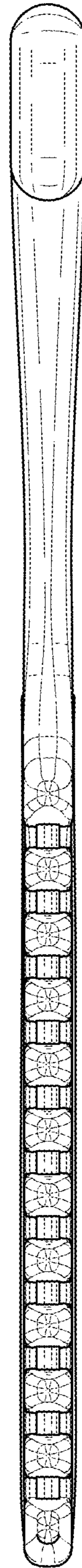


FIG. 3

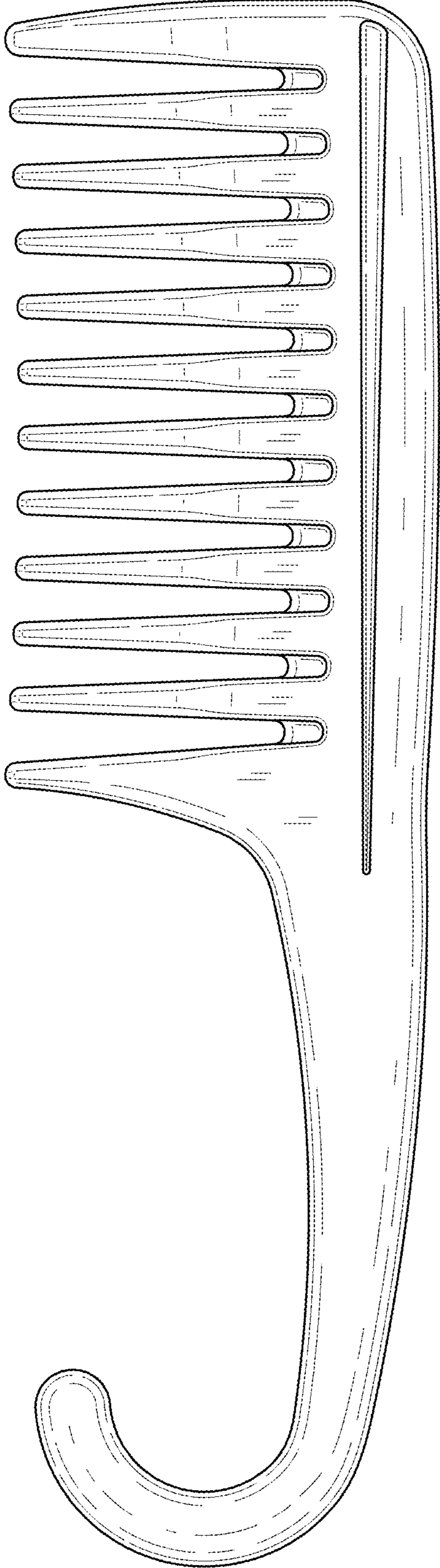


FIG. 4

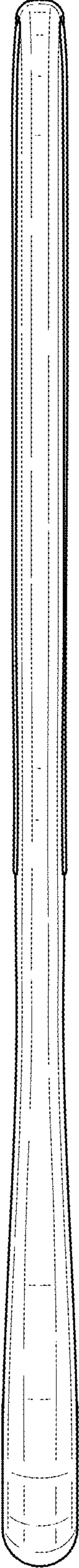


FIG. 5




FIG. 7




FIG. 6