



US00D955625S

(12) **United States Design Patent**  
**Li**

(10) **Patent No.:** **US D955,625 S**  
(45) **Date of Patent:** **\*\* Jun. 21, 2022**

(54) **LAMP**

- (71) Applicant: **Xian Li**, Nanyang (CN)
  - (72) Inventor: **Xian Li**, Nanyang (CN)
  - (\*\*) Term: **15 Years**
  - (21) Appl. No.: **29/777,532**
  - (22) Filed: **Apr. 7, 2021**
  - (51) **LOC (13) Cl.** ..... **26-03**
  - (52) **U.S. Cl.**  
USPC ..... **D26/88**
  - (58) **Field of Classification Search**  
USPC ..... D26/72, 73, 80-86, 88, 90, 91, 118  
CPC .... F21S 8/04; F21S 8/043; F21S 8/046; F21S  
8/06; F21S 8/061; F21S 8/063; F21S  
8/065
- See application file for complete search history.

OTHER PUBLICATIONS

LNC Bohemia 3-Light Distressed White and Matte Black Bohemian/Global Beaded Chandelier Model #6R7JABLWS3864K7 available from lowes.com as early as early as Sep. 27, 2021. (Year: 2021).\*  
Beaded Chandelier Model No. 19-CLL2353 available from ironaccents.com, visited Mar. 8, 2022. (Year: 2022).\*  
Ankarl Wood Beaded Chandelier ASIN: B099N7XZGG available from amazon.com Jul. 16, 2021. (Year: 2021).\*

\* cited by examiner

*Primary Examiner* — Clare E Heflin

(56) **References Cited**

U.S. PATENT DOCUMENTS

D468,475 S	1/2003	De Lucchi	
D483,514 S *	12/2003	Cuevas	D26/81
D548,879 S *	8/2007	Bayer	D26/154
D792,629 S	7/2017	Tang et al.	
D809,185 S *	1/2018	Paz	D26/90
D843,047 S *	3/2019	Park	D26/88
D859,720 S *	9/2019	Martin	D26/81
D943,799 S *	2/2022	Li	D26/88
2004/0165376 A1 *	8/2004	Wu	F21V 5/06 362/147
2012/0257388 A1 *	10/2012	Brach	F21V 21/03 248/315
2013/0182415 A1 *	7/2013	Yando	F21S 8/065 428/17

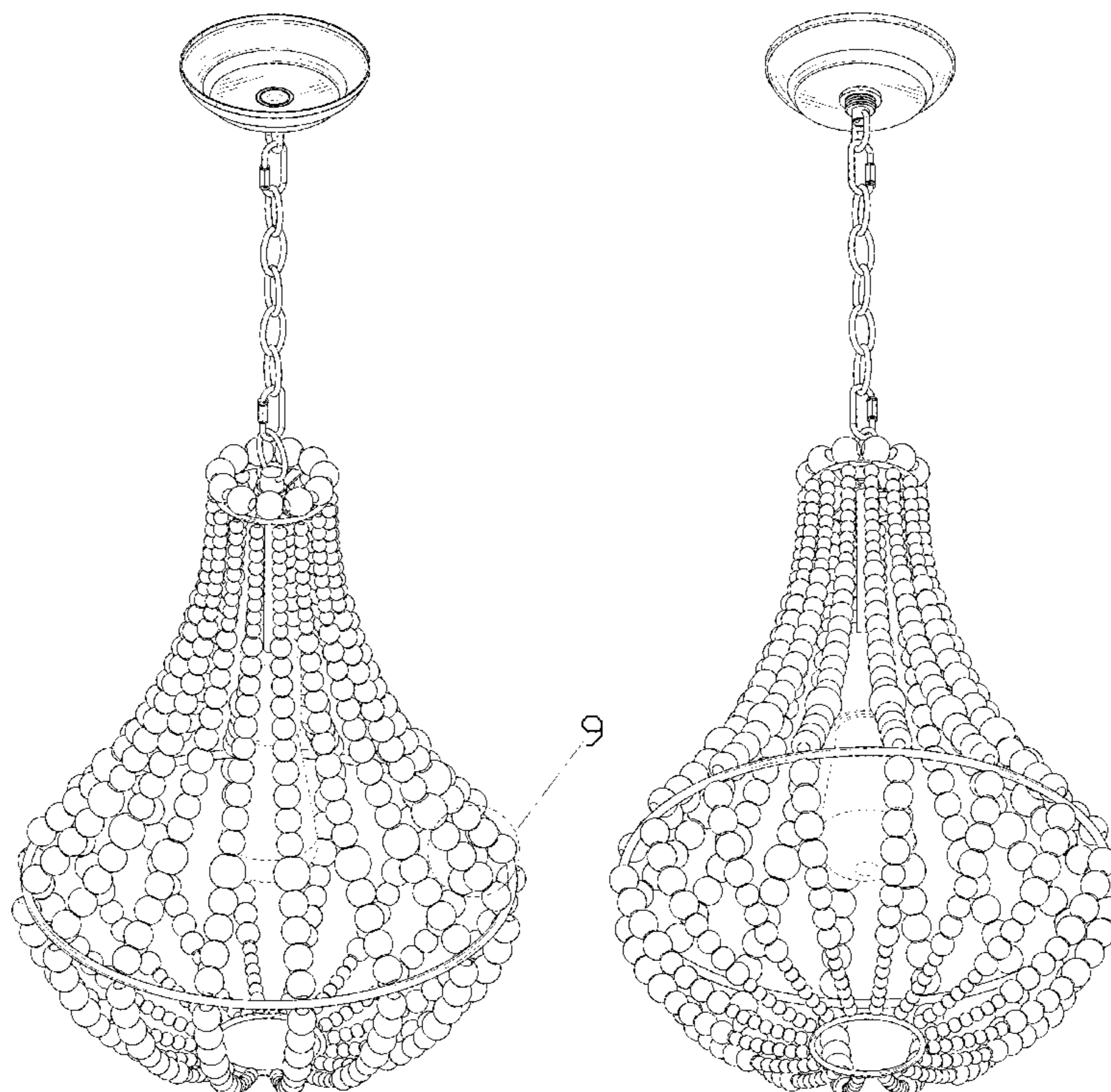
(57) **CLAIM**

The ornamental design for a lamp, as shown and described.

**DESCRIPTION**

FIG. 1 is a perspective view of a lamp showing my new design;  
FIG. 2 is another perspective view thereof;  
FIG. 3 is a front elevational view thereof;  
FIG. 4 is a rear elevational view thereof;  
FIG. 5 is a left side elevational view thereof;  
FIG. 6 is a right side elevational view thereof;  
FIG. 7 is a top plan view thereof; and  
FIG. 8 is a bottom plan view thereof; and,  
FIG. 9 is an enlarged view of portion 9 shown in FIG. 1.  
The broken lines in the drawings depict portions of the lamp that form no part of the claimed design.

**1 Claim, 9 Drawing Sheets**



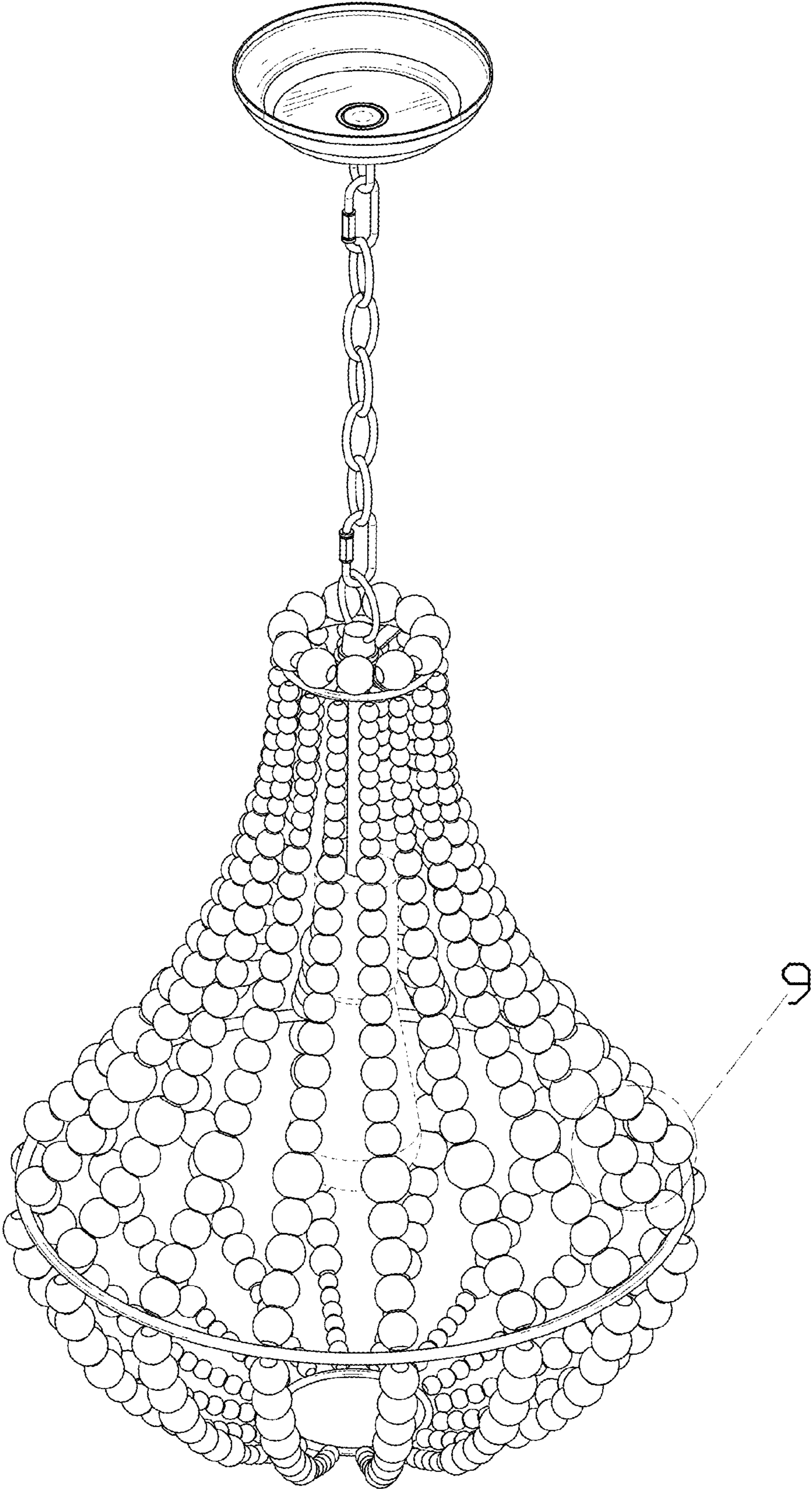


FIG. 1

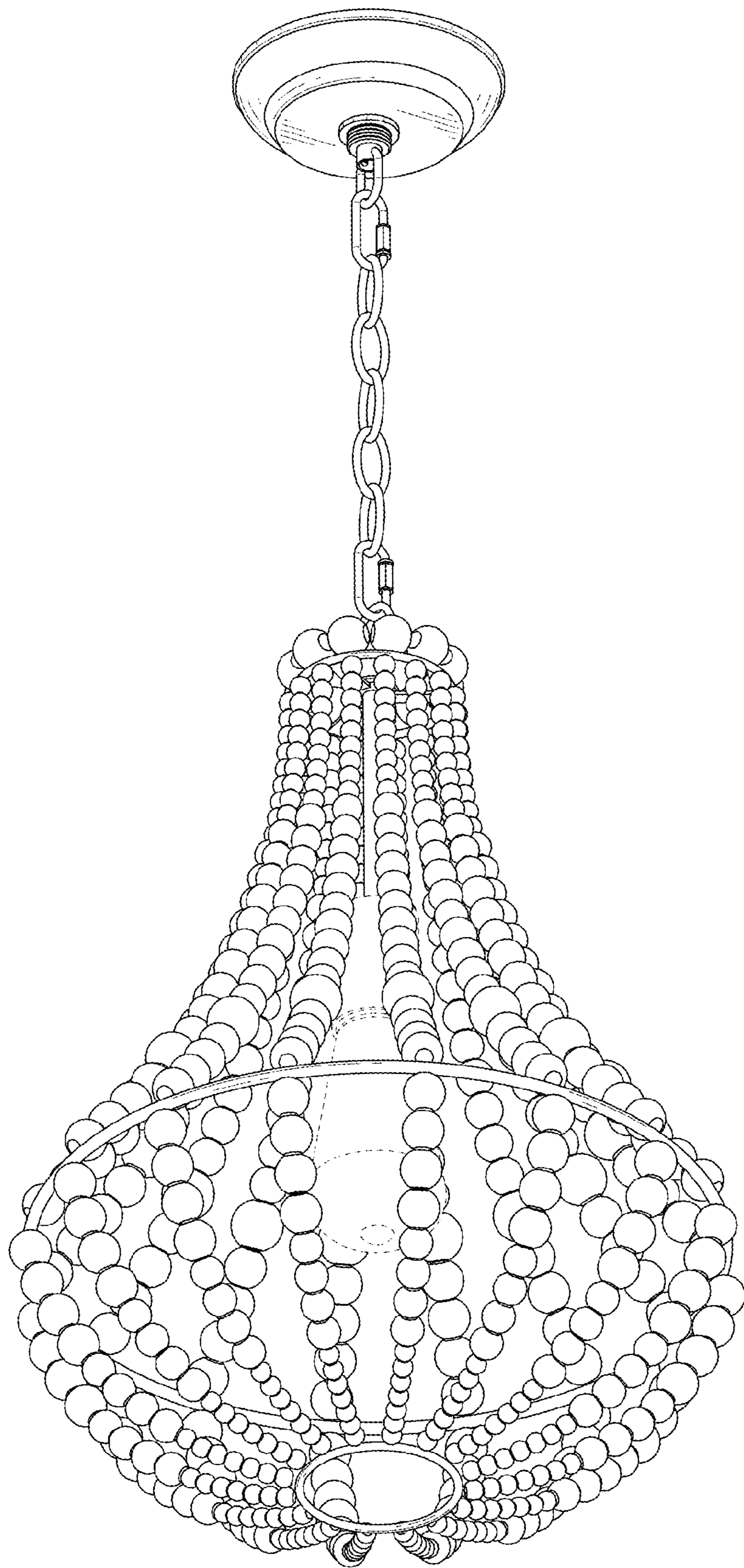


FIG. 2

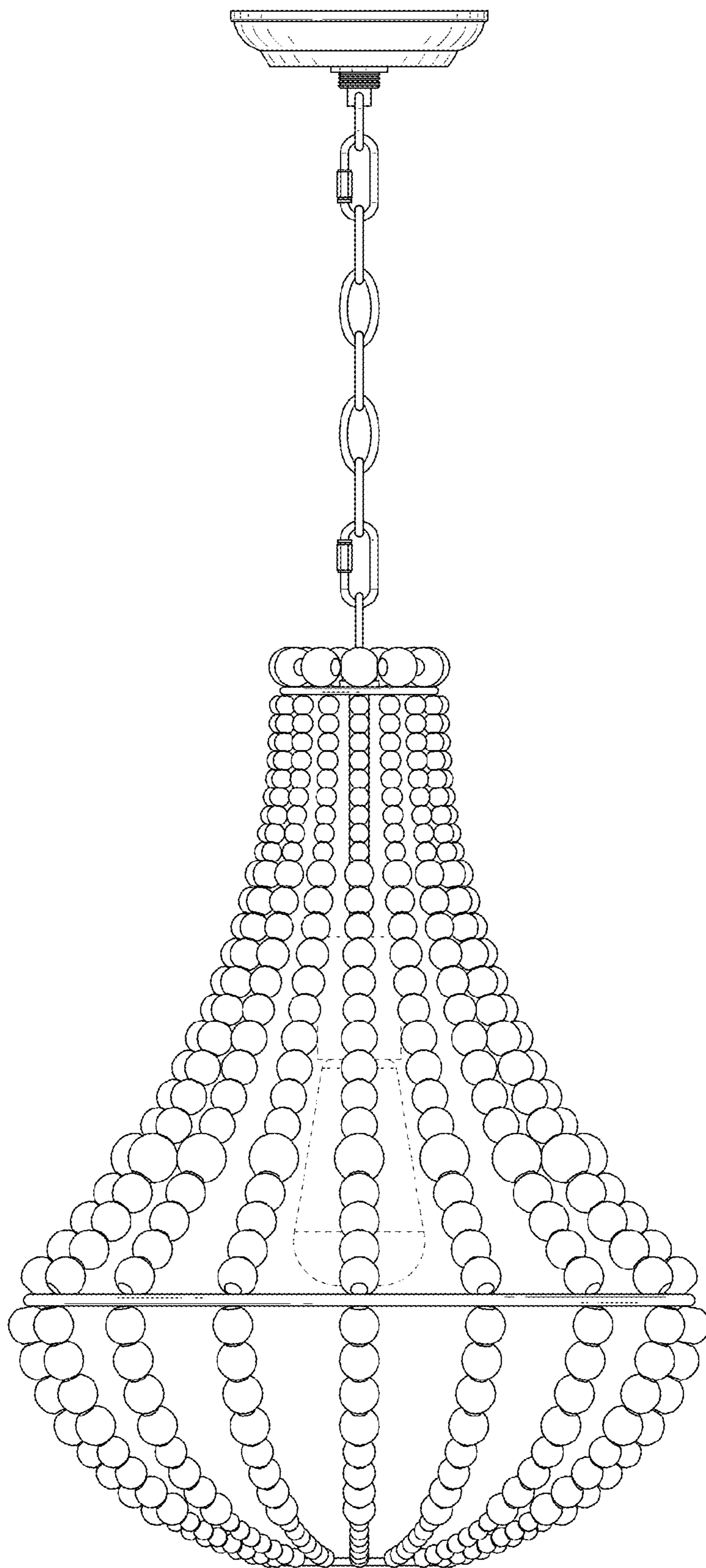


FIG. 3

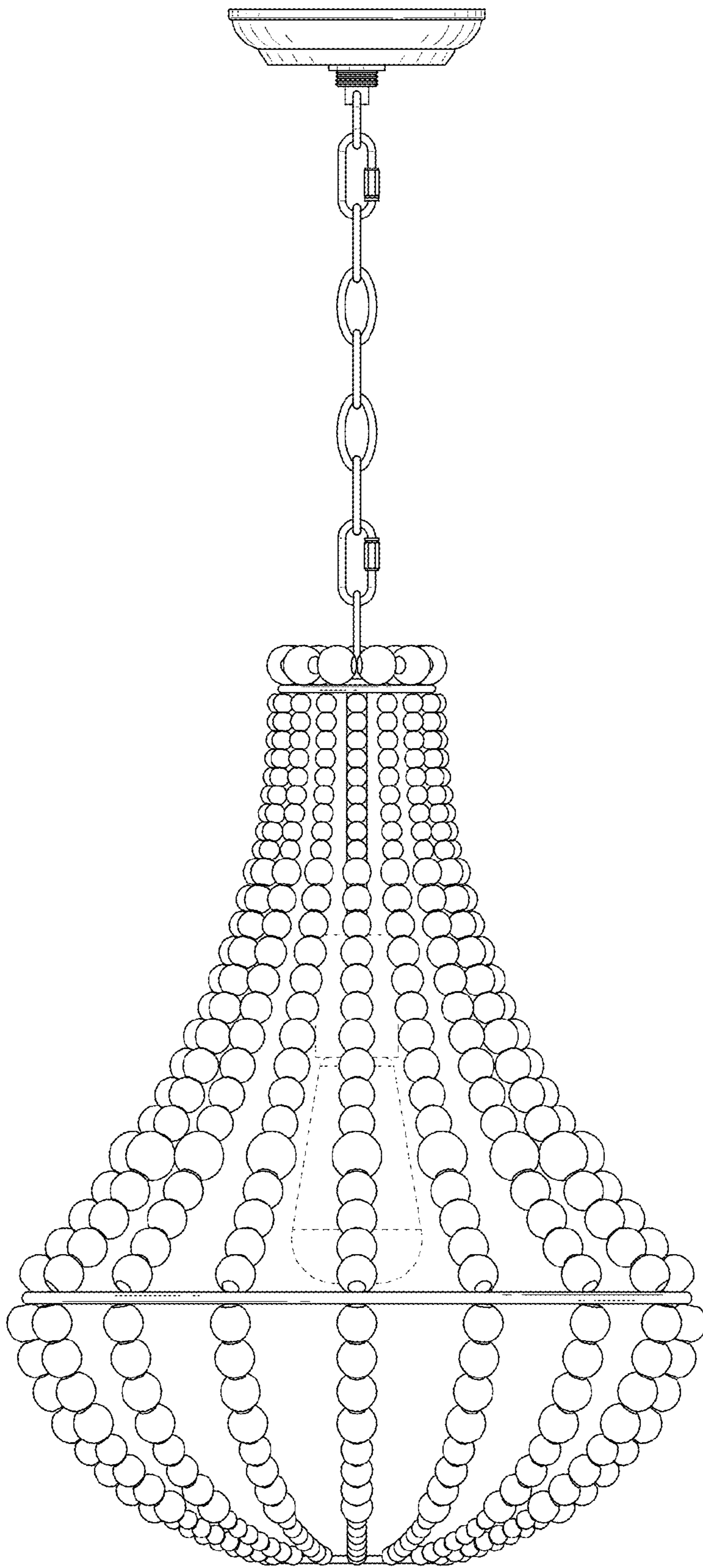


FIG. 4

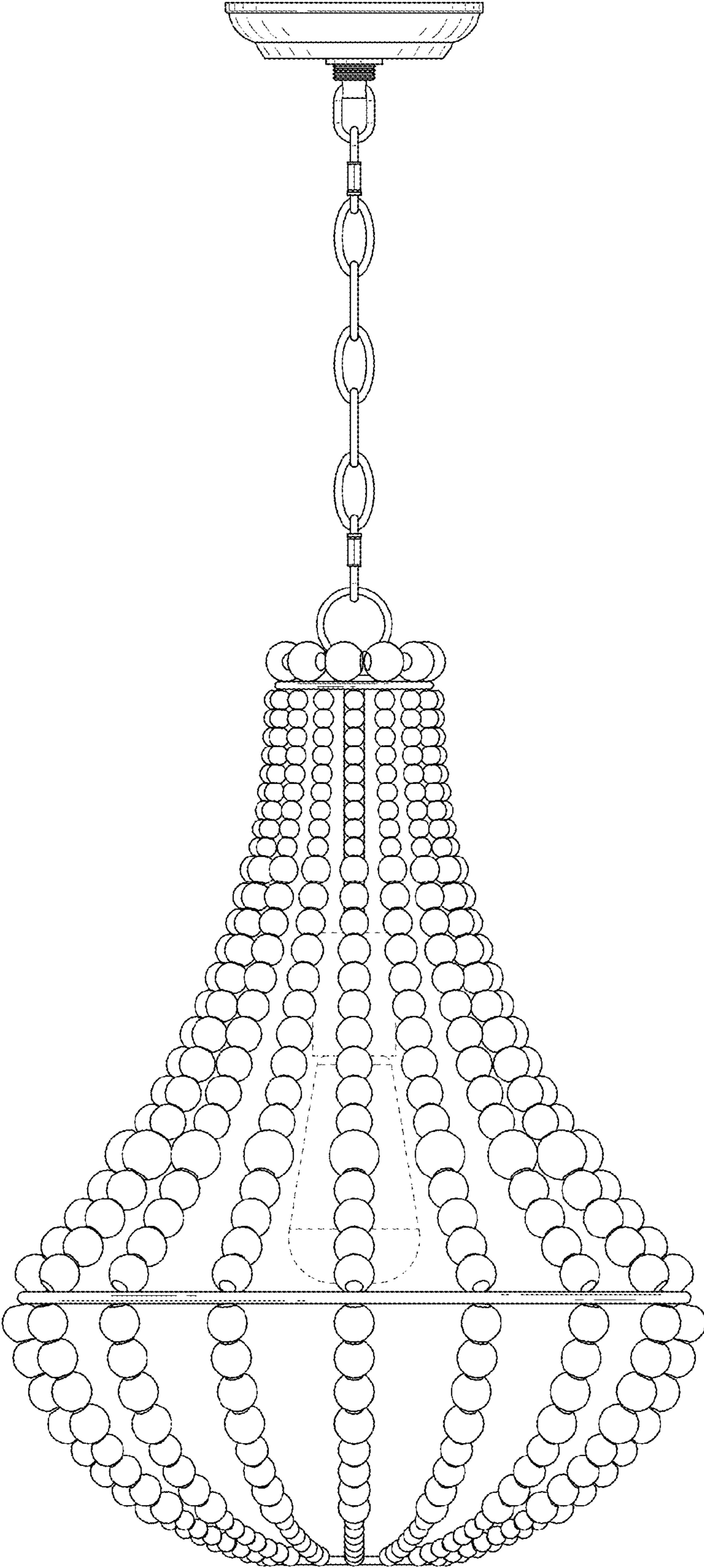


FIG. 5

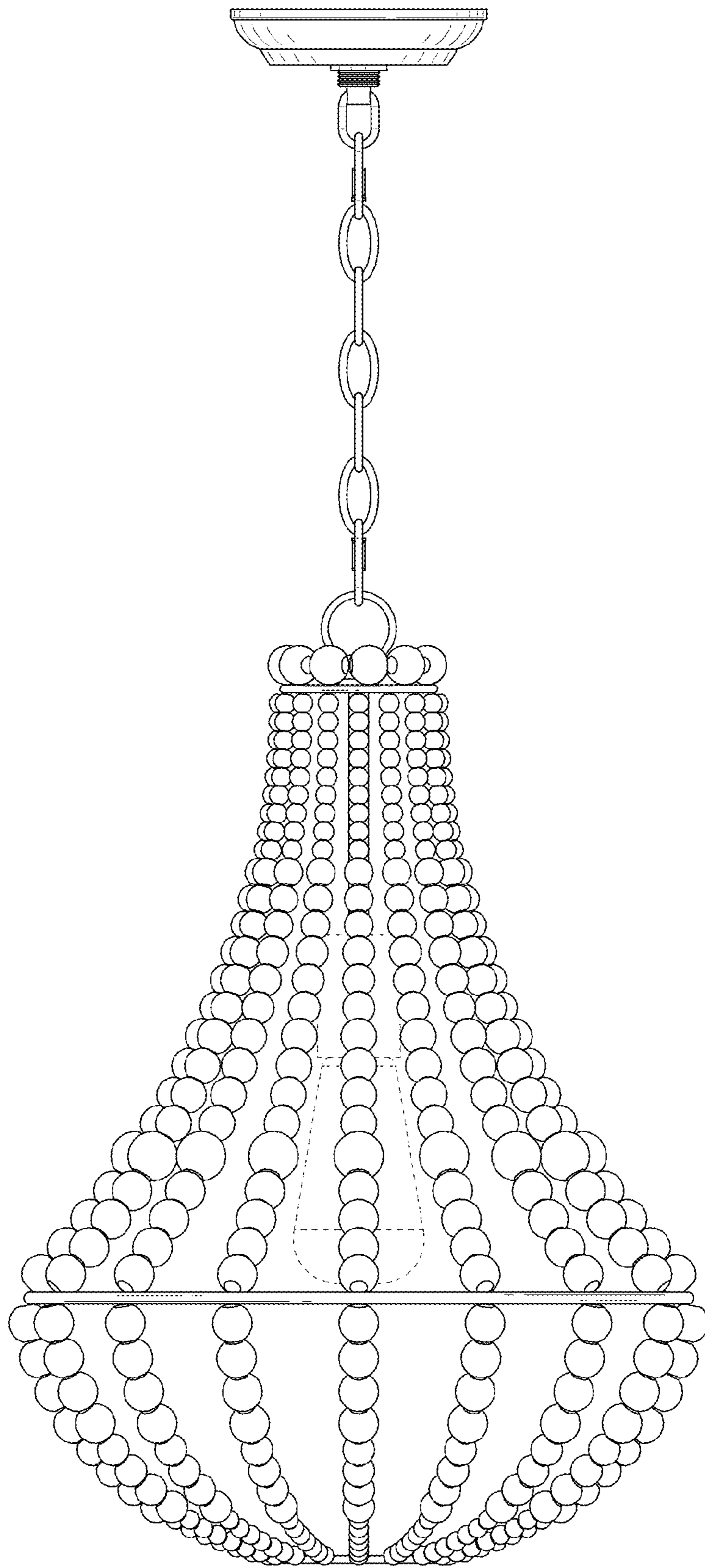


FIG. 6




FIG. 7






FIG. 8




FIG. 9