

US00D955606S

(12) **United States Design Patent** (10) **Patent No.:** **US D955,606 S**  
**Earle** (45) **Date of Patent:** **\*\* Jun. 21, 2022**

(54) **SET OF PEEL AWAY GLASS COVERS**

(71) Applicant: **Matthew John Earle**, Pinellas Park, FL (US)

(72) Inventor: **Matthew John Earle**, Pinellas Park, FL (US)

(\*\*) Term: **15 Years**

(21) Appl. No.: **29/712,805**

(22) Filed: **Nov. 12, 2019**

(51) **LOC (13) Cl.** ..... **25-02**

(52) **U.S. Cl.**  
USPC ..... **D25/103**

(58) **Field of Classification Search**

USPC ..... D5/61, 63; D6/575; D8/400-404, 499;  
D11/171; D20/10, 11, 19, 22, 27, 42;  
D25/48.7, 48.8, 103, 199  
CPC ..... B32B 9/04; B32B 17/00; B32B 17/04;  
B32B 17/10; B32B 17/10005; B32B  
17/10247; B32B 19/00; B32B 19/02;  
B32B 19/043; B32B 19/045; E06B 3/30;  
B60J 1/00; B60J 1/002; B60J 1/2011;  
B60J 3/0286

See application file for complete search history.

(56) **References Cited**

**U.S. PATENT DOCUMENTS**

D105,027 S \* 6/1937 Moravek ..... D25/103  
D189,587 S \* 1/1961 Lerch ..... D25/103  
3,868,293 A \* 2/1975 Selph ..... B60J 3/06  
428/40.1  
4,811,982 A 3/1989 Carlyle  
D337,722 S \* 7/1993 Trapp ..... D25/103  
5,829,507 A \* 11/1998 Pawlowski ..... B60J 3/0286  
160/368.1  
6,242,081 B1 6/2001 Endo  
D469,120 S \* 1/2003 Maloney ..... D19/1  
D513,534 S \* 1/2006 Barnard ..... D25/103

7,022,406 B1 4/2006 Lefevre  
7,370,903 B2 5/2008 Barber et al.  
8,322,775 B1 12/2012 Barber et al.  
D732,697 S \* 6/2015 Stanislavsky ..... D25/48.8  
D801,432 S \* 10/2017 Aoki ..... D20/27  
2008/0160241 A1\* 7/2008 Reuter ..... E06B 3/30  
428/38

(Continued)

*Primary Examiner* — Leanne Was-Englehart

(74) *Attorney, Agent, or Firm* — Suzanne Kikel

(57) **CLAIM**

The ornamental design for a set of peel away glass covers, as shown and described.

**DESCRIPTION**

FIG. 1 is a front elevation view of a set of peel away glass covers attached to a window of a door, showing my new design.

FIG. 2 is a front, perspective view of the set of peel away glass covers of FIG. 1.

FIG. 3 is an exploded, front perspective view of the set of peel away glass covers thereof.

FIG. 4 is a front elevation view of the set of peel away glass covers thereof.

FIG. 5 is an enlarged view of a pull tab of one of the set of peel away glass covers appearing in the circle portion of FIG. 4.

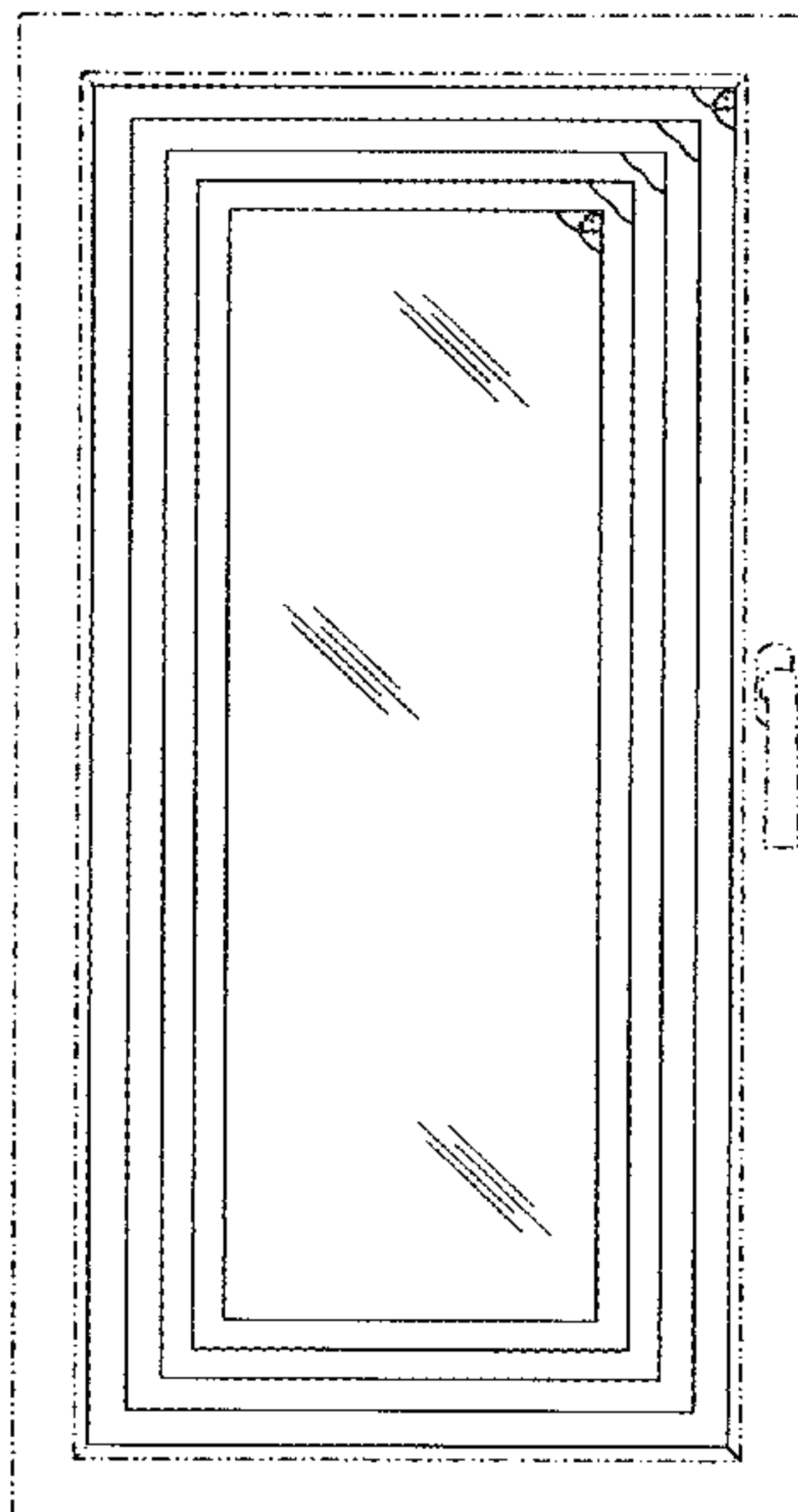
FIG. 6 is a front, perspective view of the set of peel away glass covers of FIG. 4; and,

FIG. 7 is an enlarged view of a pull tab of one of the set of peel away glass covers in the circle portion of FIG. 6, showing the pull tab being pulled away.

The broken lines showing a door in the figures illustrate environmental structure that forms no part of the claimed design.

The broken line circles in FIGS. 4-7 depict the limits of the enlarged views and form no part of the claimed design.

**1 Claim, 5 Drawing Sheets**



(56)

**References Cited**

U.S. PATENT DOCUMENTS

2013/0098543 A1\* 4/2013 Reuter ..... B32B 38/10  
156/247  
2017/0342769 A1\* 11/2017 Holland ..... E06B 9/24

\* cited by examiner

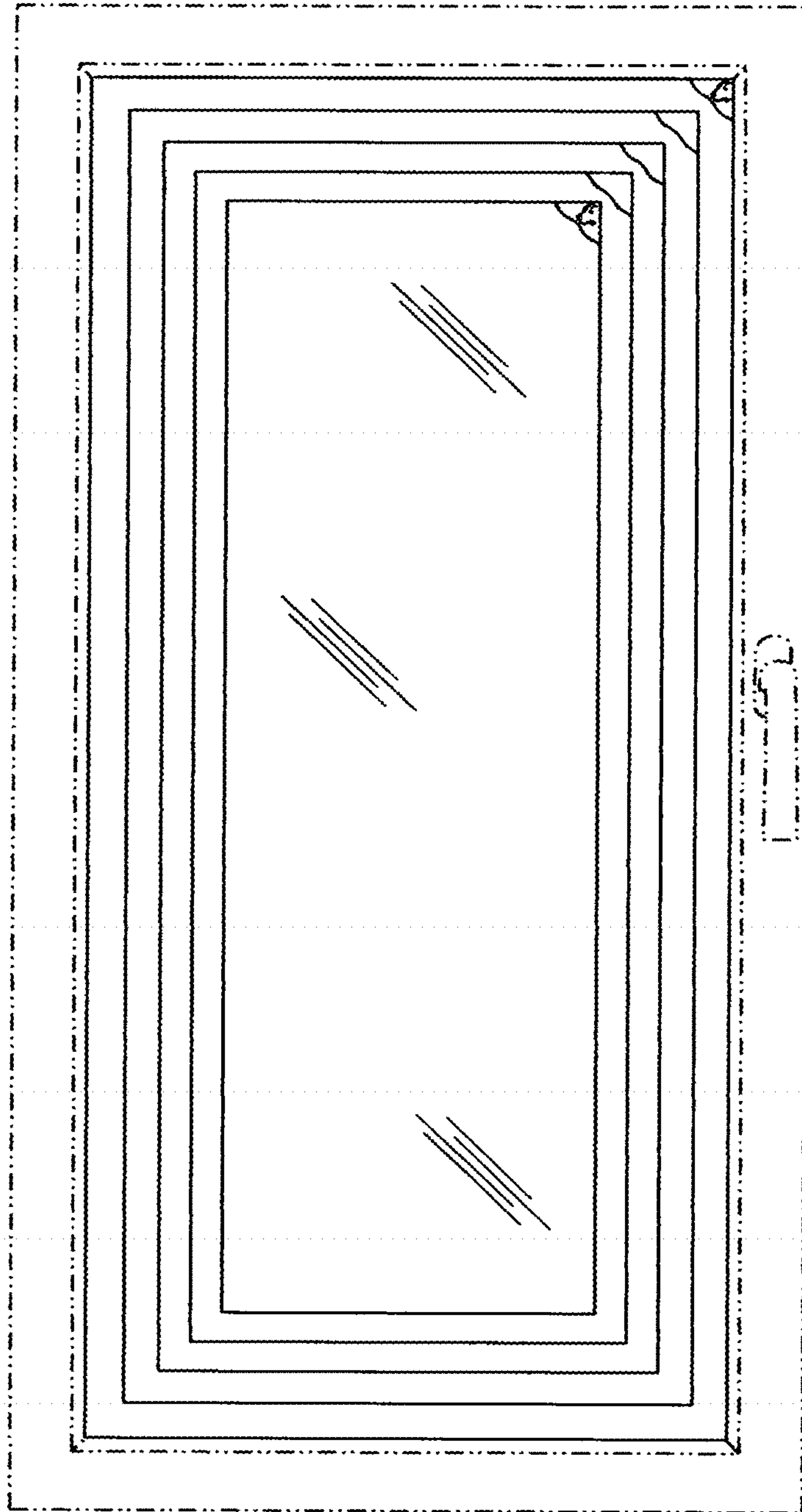


FIG. 1

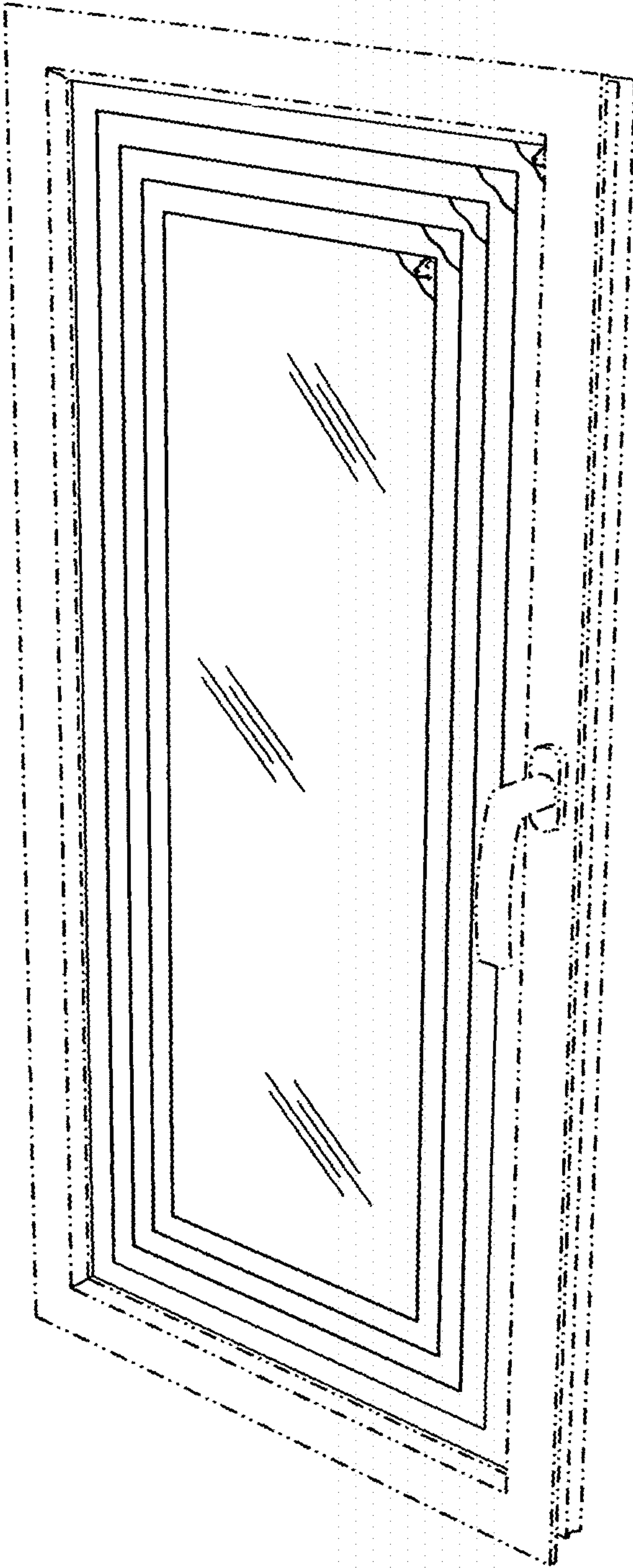


FIG. 2


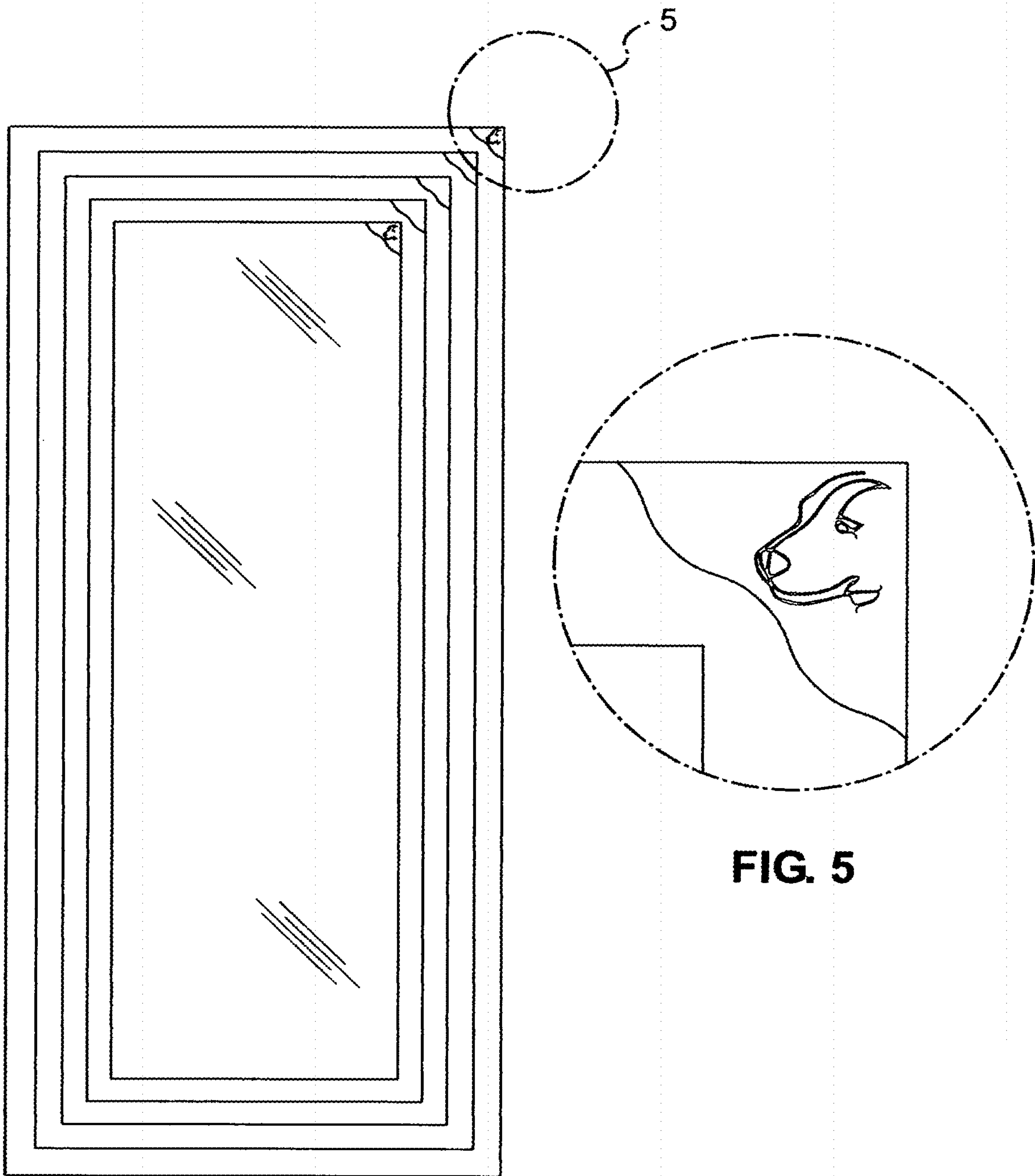


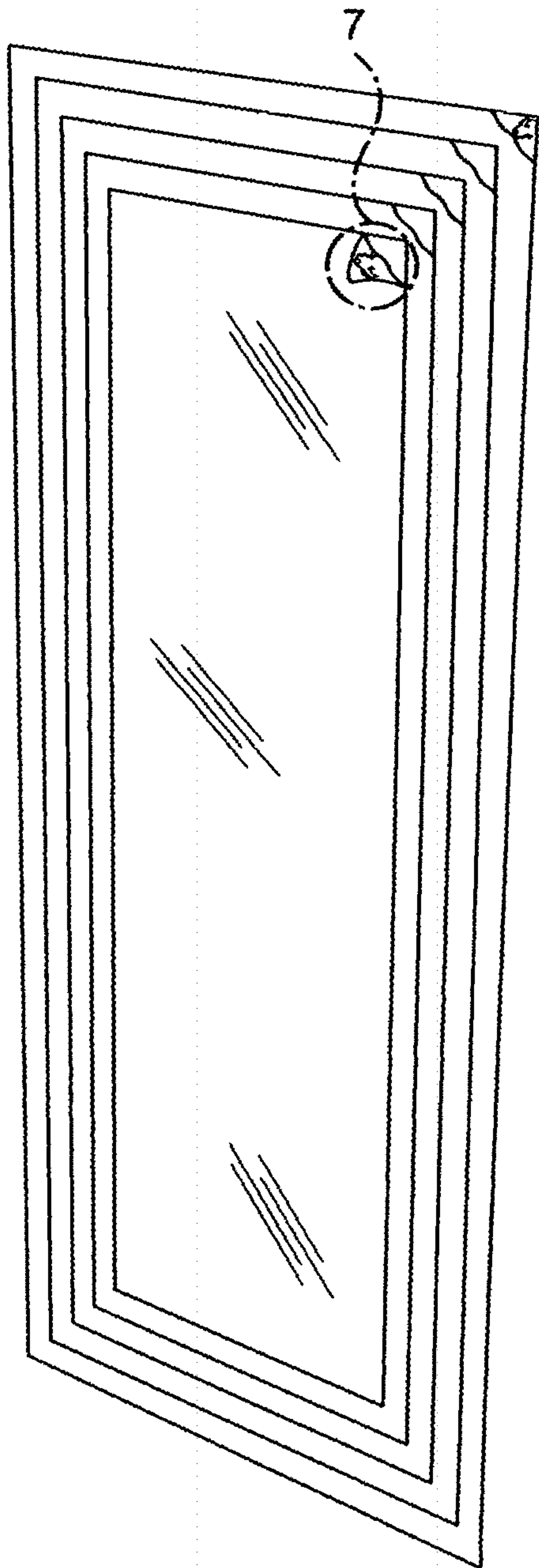
FIG. 3



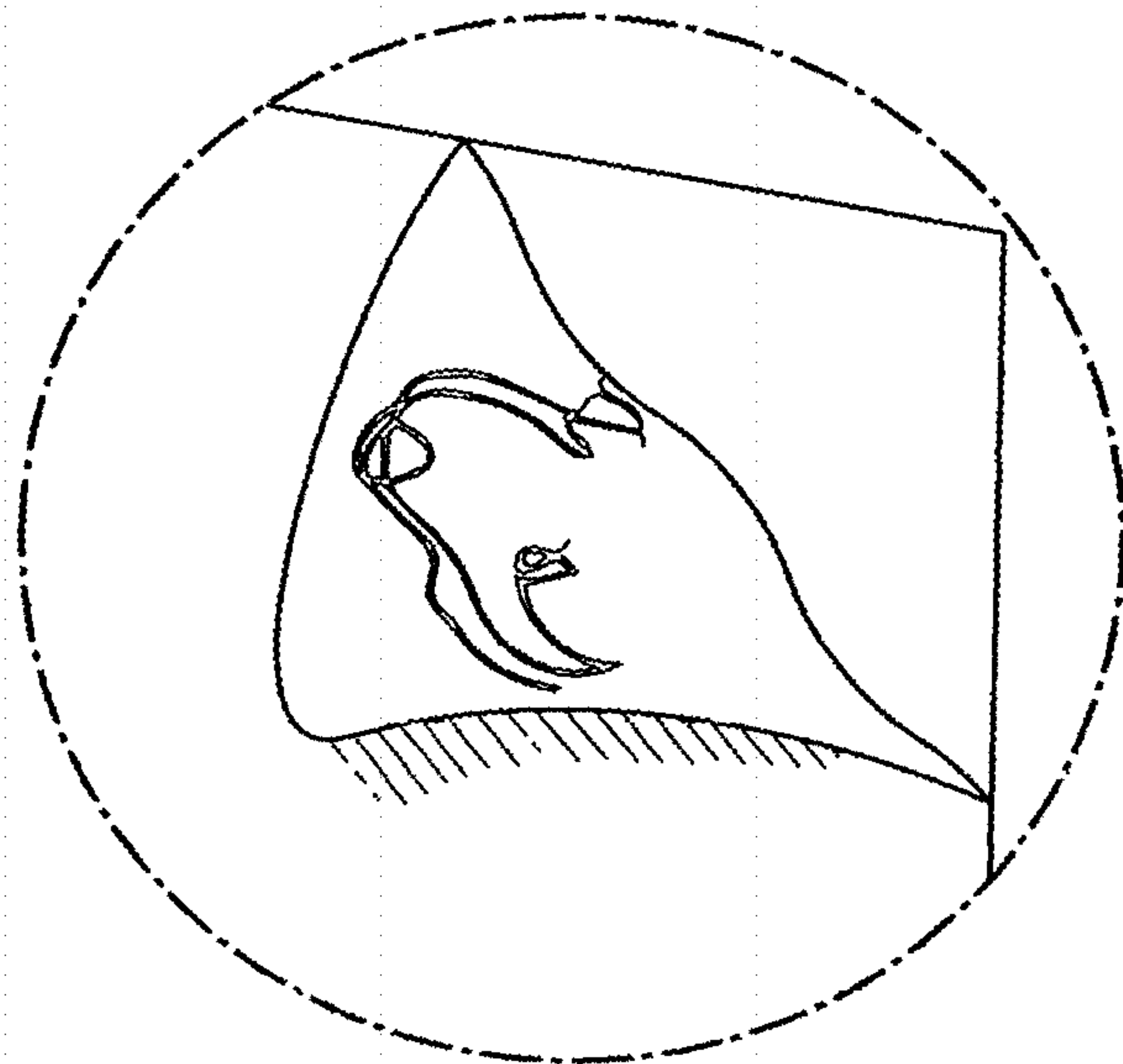


**FIG. 4**

**FIG. 5**



**FIG. 6**



**FIG. 7**