



US00D955581S

(12) **United States Design Patent**  
**Poon et al.**

(10) **Patent No.:** **US D955,581 S**  
(45) **Date of Patent:** **\*\* Jun. 21, 2022**

(54) **PROSTHESIS ELEMENT**

17/68; A61B 17/683; A61B 2017/564;  
A61B 17/8057; A61F 2/00; A61F 2/02;  
A61F

(71) Applicant: **Limacorporate S.p.A.**, San Daniele del  
Friuli (IT)

(Continued)

(72) Inventors: **Peter Channel Poon**, Auckland (NZ);  
**Rolando Izquierdo**, Crystal Lake, IL  
(US); **Kurt Bormann**, Columbia, MO  
(US); **Andrea Fattori**, San Daniele del  
Friuli (IT); **Michele Pressacco**, San  
Daniele del Friuli (IT); **Nicola Del  
Negro**, San Daniele del Friuli (IT)

(56) **References Cited**

U.S. PATENT DOCUMENTS

6,361,569 B1 \* 3/2002 Slemker ..... A61F 2/76  
623/33

9,421,106 B2 \* 8/2016 Splieth ..... A61F 2/4081

(Continued)

(73) Assignee: **Limacorporate S.p.A.**, San Daniele del  
Friuli (IT)

OTHER PUBLICATIONS

Research Gate, "Improvements in survival of the uncemented  
Nottingham Total Shoulder prosthesis", first available Feb. 2007.  
([https://www.researchgate.net/figure/The-Nottingham-TSR-total-shoulder-arthroplasty-prosthetic-design-with-glenoid-base-plate\\_fig3\\_6155122](https://www.researchgate.net/figure/The-Nottingham-TSR-total-shoulder-arthroplasty-prosthetic-design-with-glenoid-base-plate_fig3_6155122)) (Year: 2007).\*

(Continued)

(\*\*) Term: **15 Years**

*Primary Examiner* — Lauren D McVey

*Assistant Examiner* — Justin A Johnson

(21) Appl. No.: **29/734,855**

(74) *Attorney, Agent, or Firm* — Akerman LLP

(22) Filed: **May 15, 2020**

(30) **Foreign Application Priority Data**

Nov. 18, 2019 (EM) ..... 007253661-0004

(51) **LOC (13) Cl.** ..... **24-03**

(52) **U.S. Cl.**  
USPC ..... **D24/155**

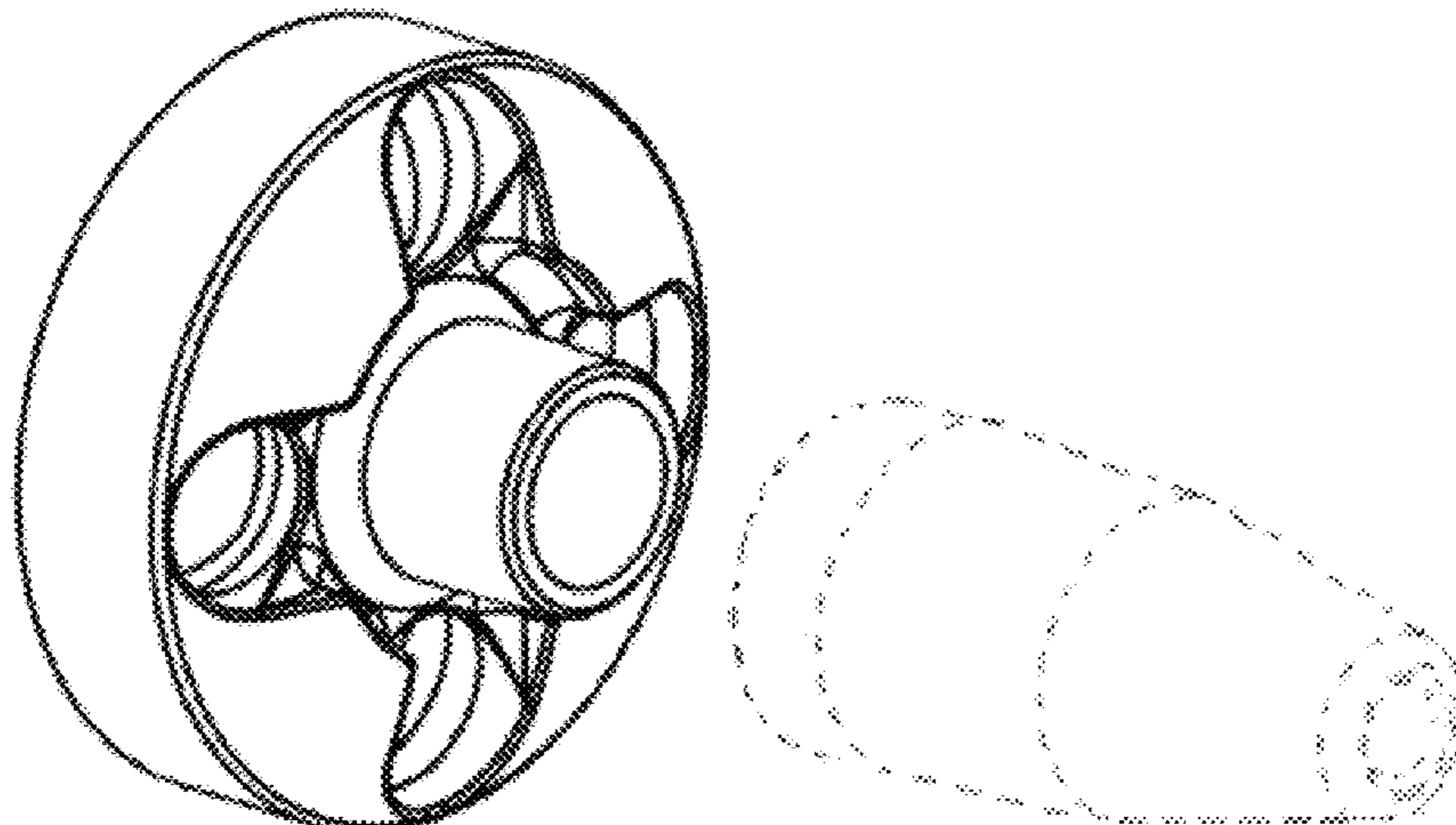
(58) **Field of Classification Search**  
USPC ..... D2/617; D3/201, 203.1, 203.6, 203.7,  
D3/304, 306, 314; D8/382; D14/205,  
D14/223; D15/199; D24/101, 102, 104,  
D24/133, 141, 155, 171, 188, 190, 193,  
D24/194, 196, 216, 224, 227, 228, 229,  
D24/135, 152, 231; D29/123; D28/76,  
D28/85

CPC .. A41D 19/00; A41D 19/0017; A41D 19/015;  
A41D 19/0055; A61B 17/80; A61B  
2017/00292; A61B 2017/00796; A61B  
2017/00969; A61B 50/30; A61B 50/33;  
A61B 17/8033; A61B 17/8038; A61B  
17/8042; A61B 17/8047; A61B 17/8052;  
A61B 17/8061; A61B 17/86; A61B

**DESCRIPTION**

FIG. 1 is a perspective view of the prosthesis element,  
showing our new, original and ornamental design;  
FIG. 2 is a top view thereof;  
FIG. 3 is a bottom view thereof;  
FIG. 4 is a side view thereof;  
FIG. 5 is an other side view thereof;  
FIG. 6 is a front view thereof; and,  
FIG. 7 is a back view thereof.

(Continued)



The broken lines illustrate portions of the prosthesis element and form no part of the claimed design.

**1 Claim, 4 Drawing Sheets**

(58) **Field of Classification Search**

CPC ..... 2002/046; A61F 2/12; A61F 2/20; A61F 2/203; A61F 2/26; A61F 2/28; A61F 2002/2853; A61F 2/30; A61F 2/50; A61F 2002/5038; A61F 2002/5058; A61F 2002/5064; A61F 2/52; A61F 2/60; A61F 2/66; A61F 2002/6621; A61F 2002/6628; A61F 2002/526; A61F 2/54; A61F 2/58; A61F 2/583; A61F 2/604; A61F 2/64; A61F 2002/6614; A61F 2/82; A61F 2/86; A61F 2/88; A61F 2/885; A61F 2/4014; A61F 2002/4018; A61F 2002/4022; A61F 2002/4029; A61F 2002/4033; A61F 2002/4037; A61F 2002/4044; A61F 2002/4051; A61F 2/4059; A61F 2002/4062; A61F 2002/4066; A61F 2002/407; A61F 2002/4074; A61F 2002/4077; A61F 2/4081; A61F 2002/4085; A61F 2002/4088; A61F 2002/4092; A61F 2002/4096; A61F 2/442; A61F 2/4425; A61F 2/4455; A61F 2/4465; A61F 2/447; A61F 2/4611; A61F 2002/2817; A61F 2002/2835; A61F 2002/3083; A61F 2002/30092; A61F 2002/30523; A61F 2002/30538; A61F 2/30771; A61F 2/30942; A61F 2002/30617; A61F 2002/30774; A61F 2002/30784; A61F 2002/30892; A61F 2002/30828; A61F 2002/3008; A61F 2002/30428; A61F 2002/30471; A61F 2002/30507; A61F 2002/30904; A61F 2002/30421; A61F 2002/443; A61F 2/30749; A61F 2002/30332; A61F 2002/30336; A61F 2002/30349; A61F 2002/30367; A61F 2002/305; A61F 2002/30878; A61N 1/05; A61N 1/0551; A61N 1/20; A61M 16/04

See application file for complete search history.

(56)

**References Cited**

U.S. PATENT DOCUMENTS

D875,936	S	*	2/2020	Martin	.....	D24/155
D908,874	S	*	1/2021	Conklin	.....	D24/155
D919,089	S	*	5/2021	Termanini	.....	D24/155
D921,200	S	*	6/2021	Radzinsky	.....	D24/155
D926,982	S	*	8/2021	Blain	.....	D24/155
D938,034	S	*	12/2021	Knox	.....	D24/155
2003/0225459	A1	*	12/2003	Hammer	.....	A61L 27/18 623/23.72
2009/0149961	A1	*	6/2009	Dallmann	.....	A61F 2/4081 623/19.11
2010/0217399	A1	*	8/2010	Groh	.....	A61F 2/4081 623/19.11
2012/0209392	A1	*	8/2012	Angibaud	.....	A61F 2/4081 623/19.11
2013/0150973	A1	*	6/2013	Splieth	.....	A61F 2/4081 623/19.11
2013/0261751	A1	*	10/2013	Lappin	.....	A61F 2/4014 623/19.11
2013/0325131	A1	*	12/2013	Roche	.....	A61F 2/4014 623/19.13
2015/0265411	A1	*	9/2015	Deransart	.....	A61F 2/4014 623/19.14
2015/0305877	A1	*	10/2015	Gargac	.....	A61F 2/4081 623/19.11
2018/0021150	A1	*	1/2018	Harper	.....	A61F 2/4637 623/19.11
2020/0289180	A1	*	9/2020	Martin	.....	A61B 17/685

OTHER PUBLICATIONS

Research Gate, "Revision of the Loose Glenoid Component in Anatomic Total Shoulder Arthroplasty", first available Dec. 2013. ([https://www.researchgate.net/figure/Examples-of-augmented-glenoid-components-A-8-Equinoxe-posterior-augment\\_fig3\\_259314131](https://www.researchgate.net/figure/Examples-of-augmented-glenoid-components-A-8-Equinoxe-posterior-augment_fig3_259314131)) (Year: 2013).\*

Zimmer Biomet, "Reverse Shoulder system Augmented Baseplate", first available Feb. 2018. (<https://www.zimmerbiomet.com/content/dam/zimmer-biomet/medical-professionals/000-surgical-techniques/shoulder/comprehensive-reverse-shoulder-augmented-baseplate-surgical-technique-addendum.pdf>) (Year: 2018).\*

Lima Corporate, "Technology", first available Mar. 24, 2021. (<https://web.archive.org/web/20210324083718/https://limacorporate.com/en/healthcare-professionals/rnd.html>) (Year: 2021).\*

\* cited by examiner

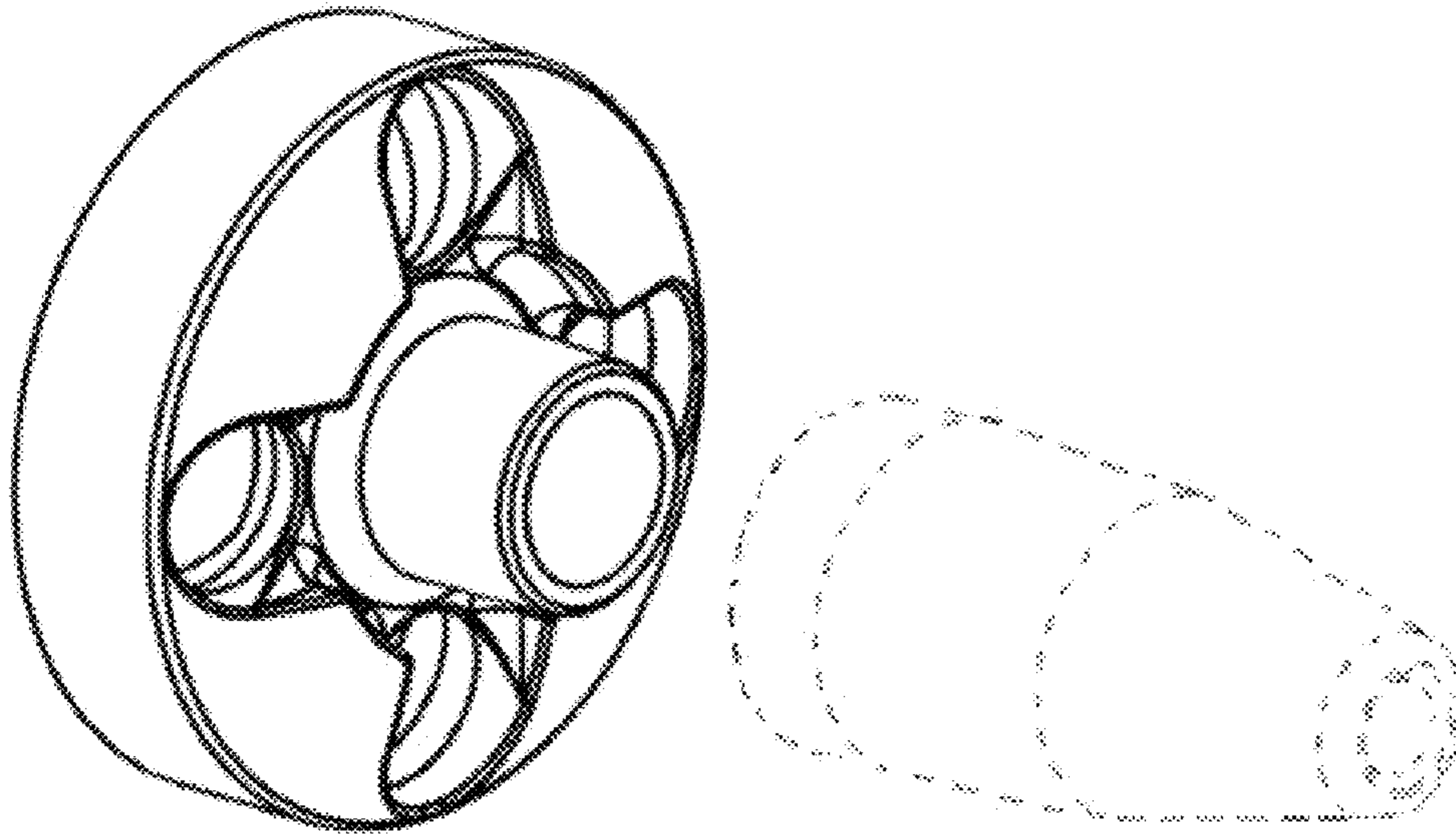


FIGURE 1

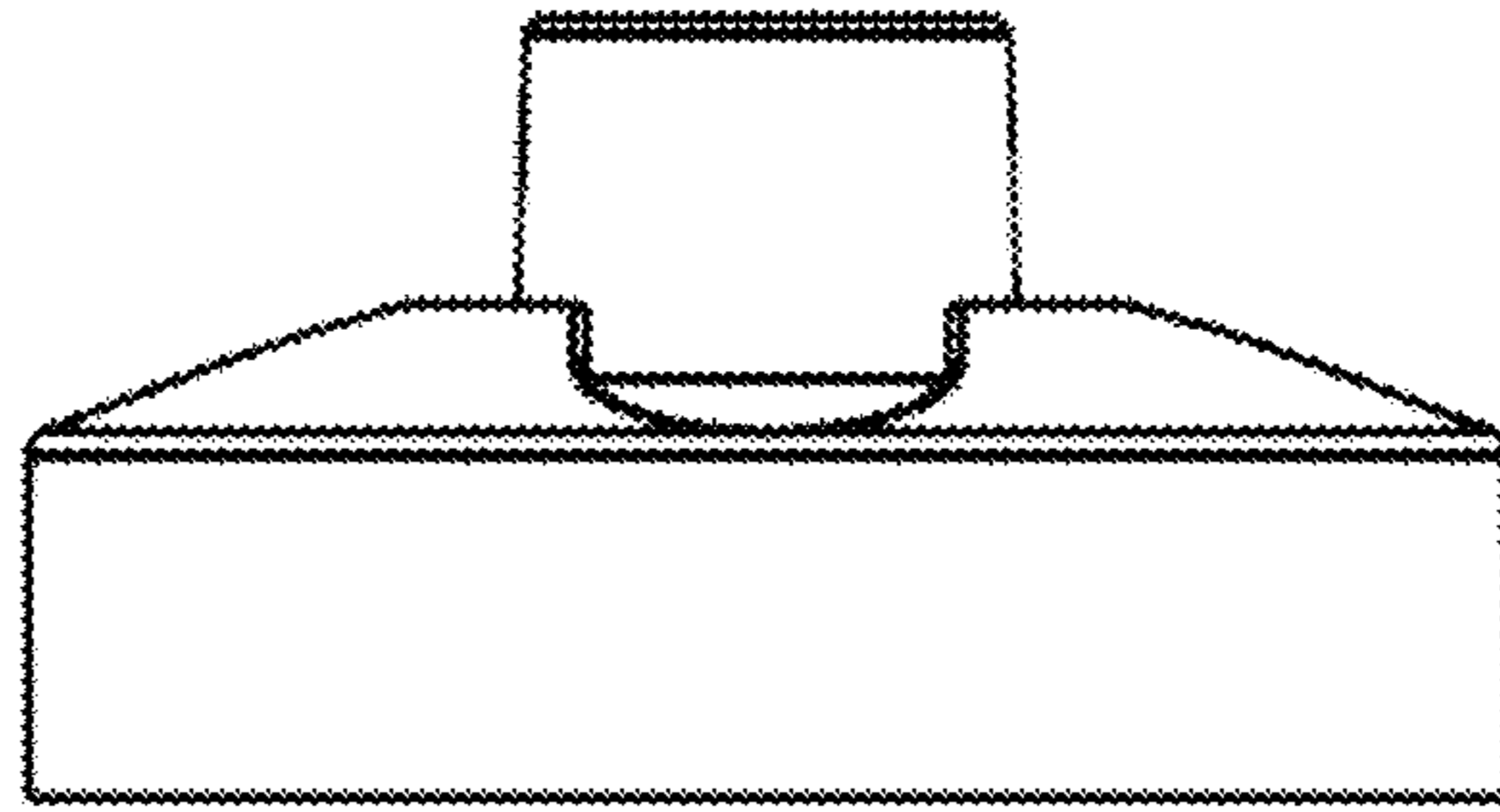


FIGURE 2

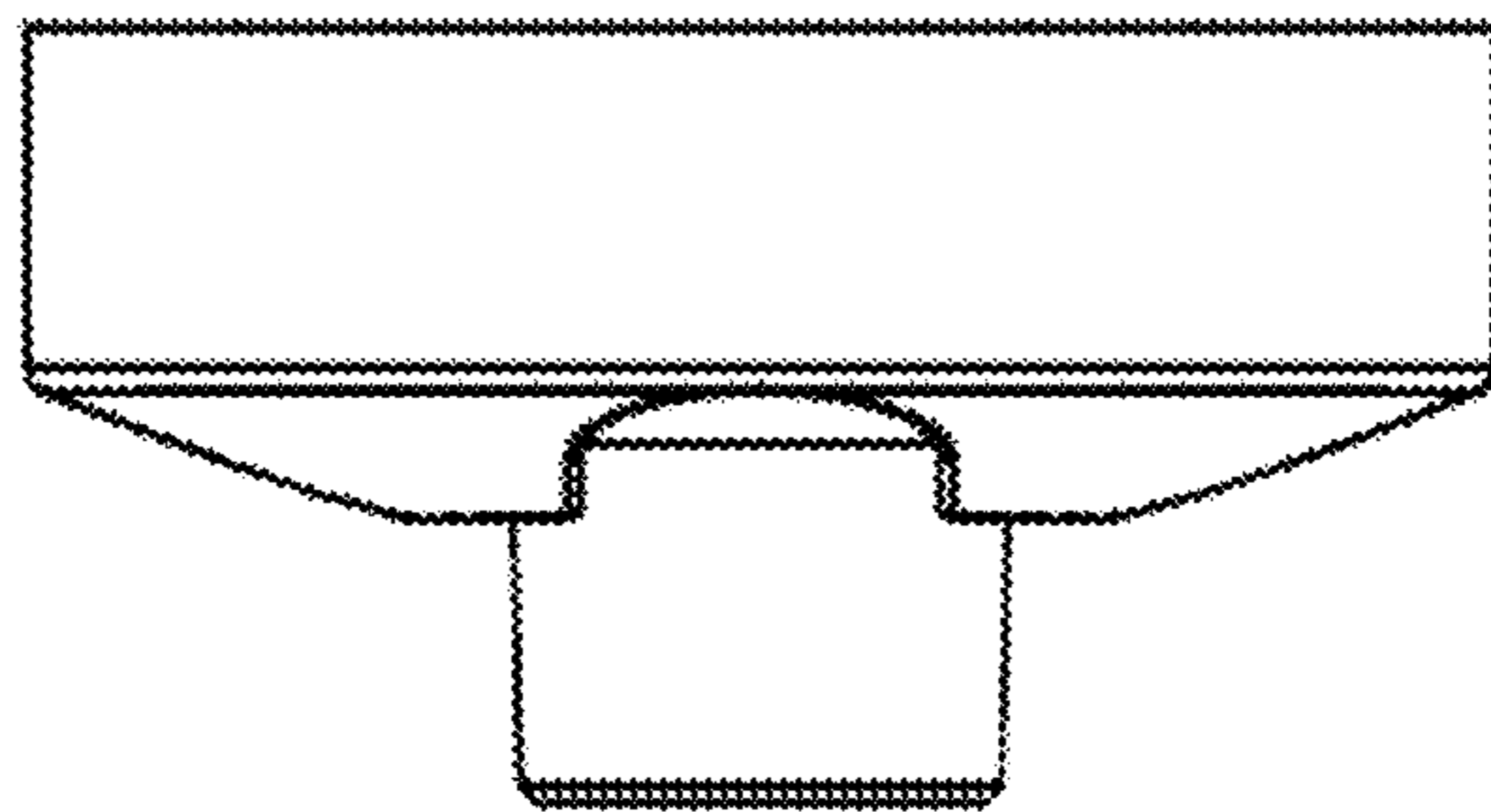


FIGURE 3

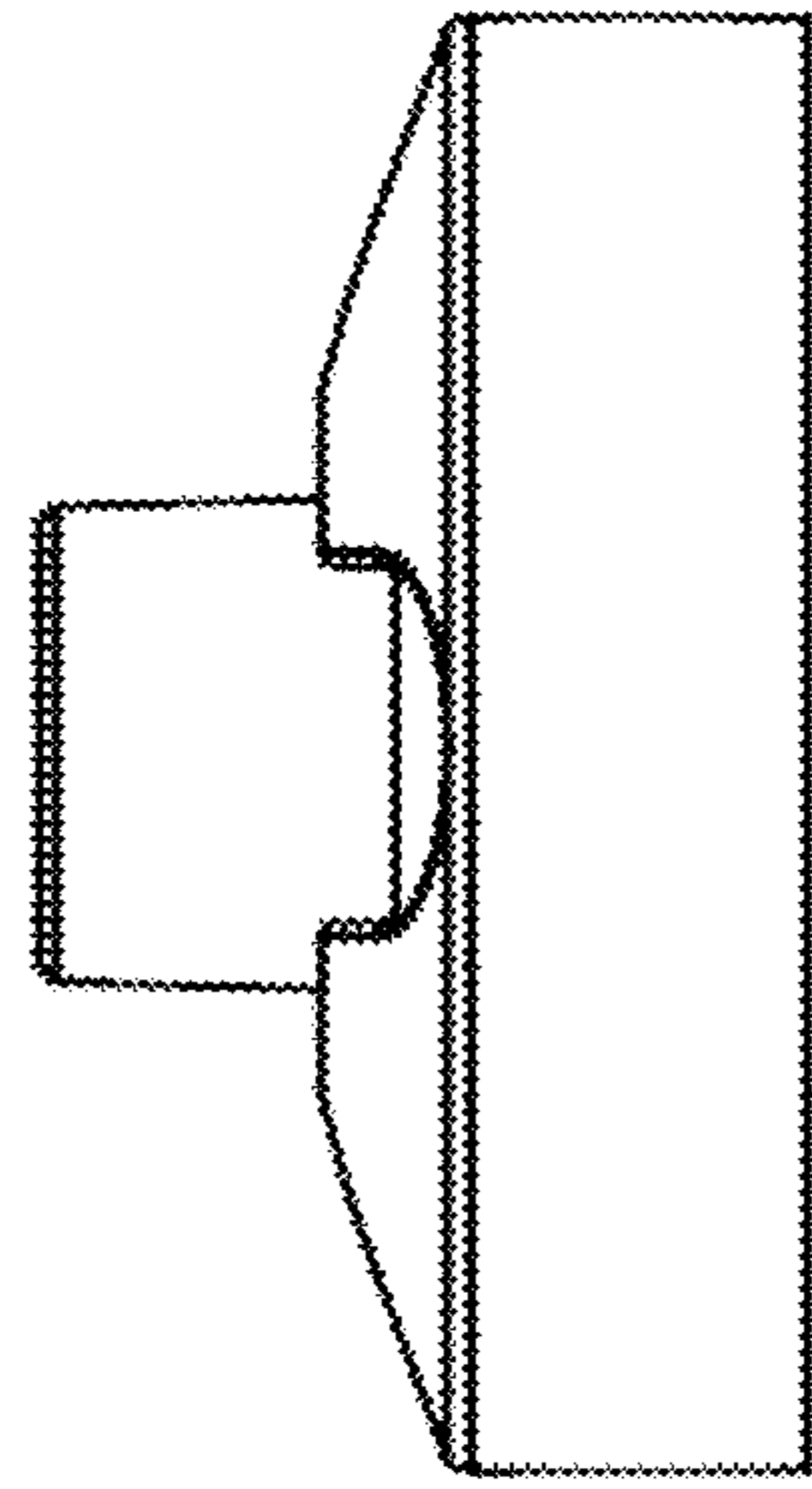


FIGURE 4

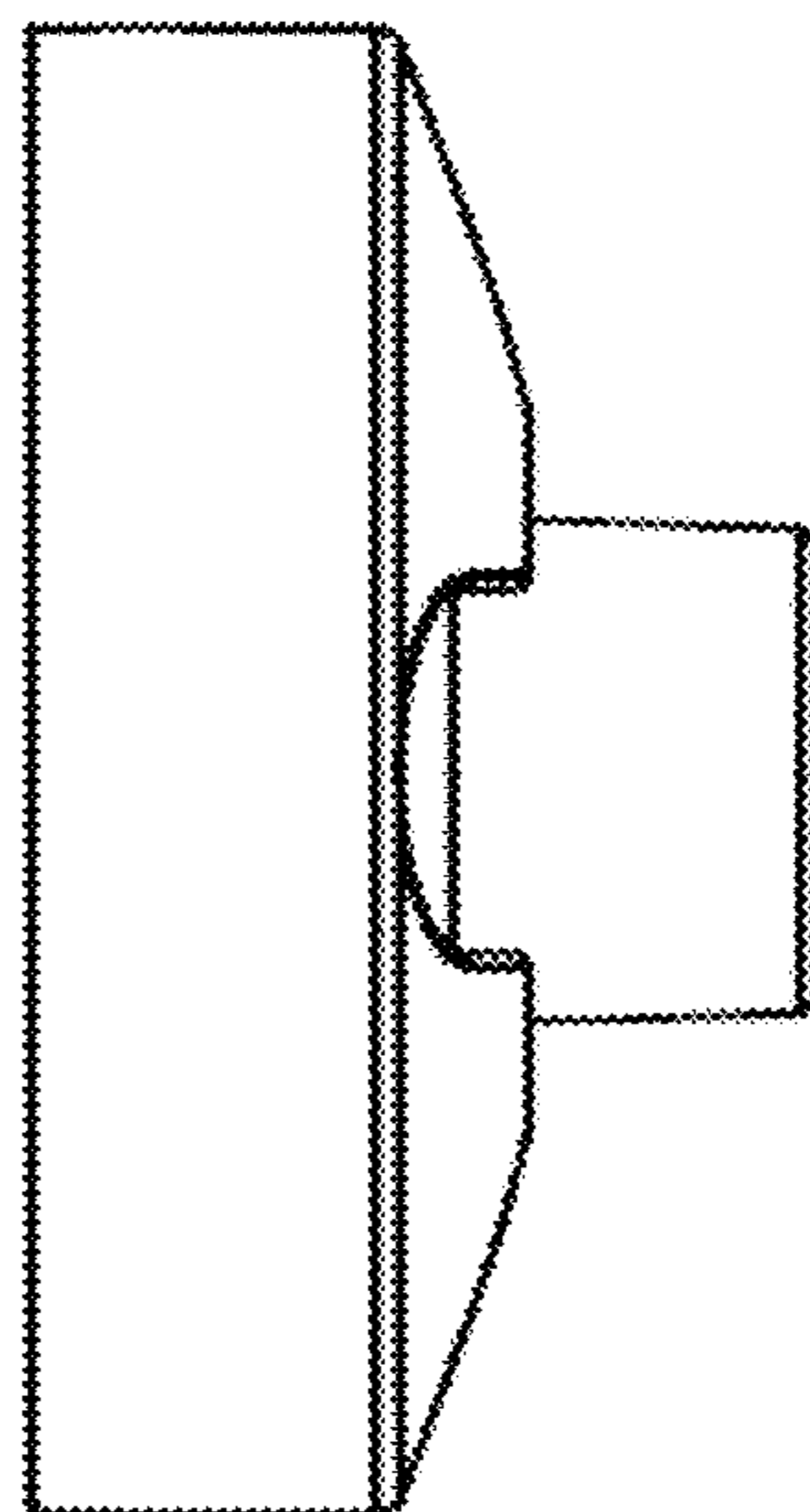


FIGURE 5




FIGURE 6

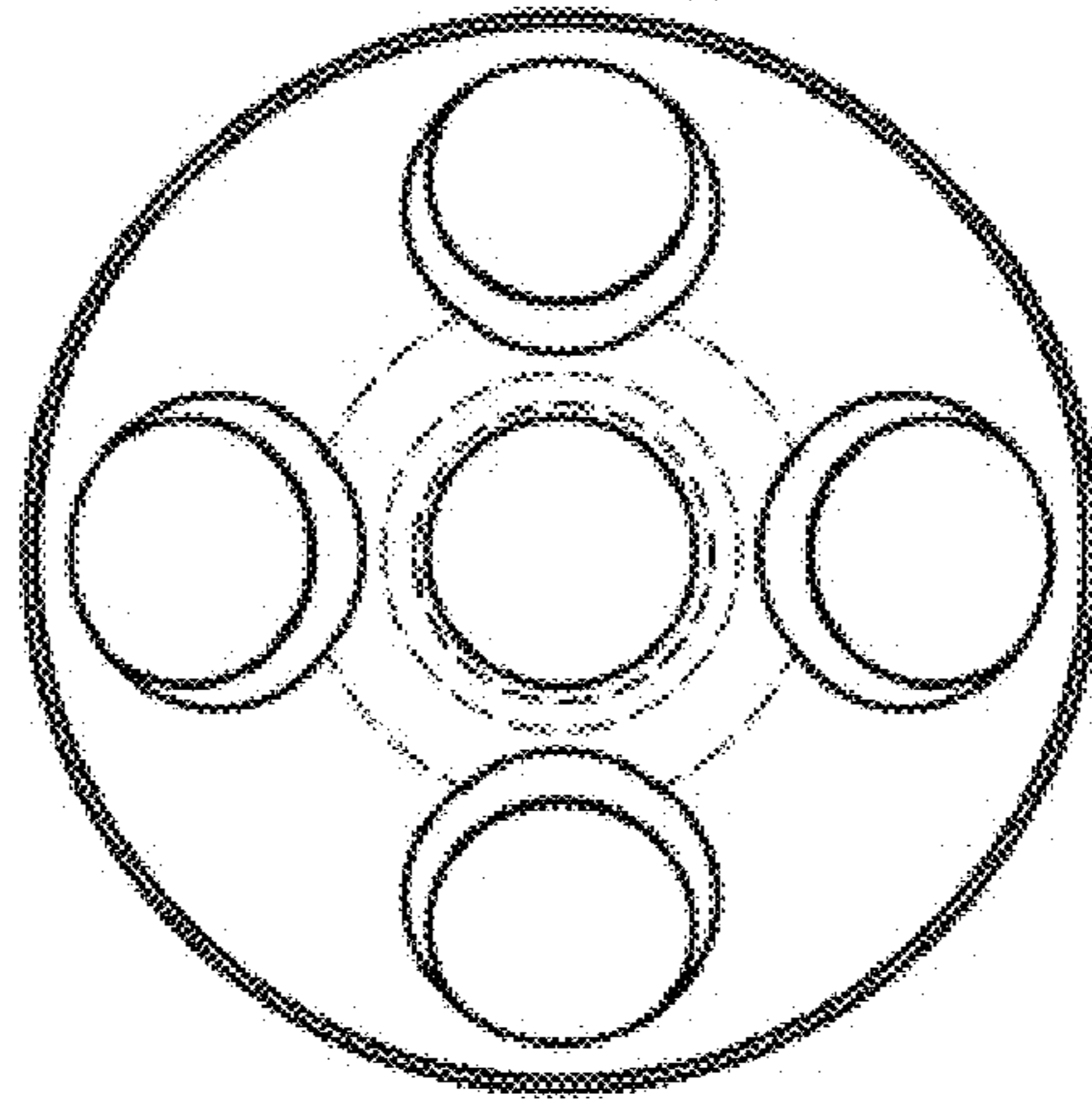


FIGURE 7