



US00D955578S

(12) **United States Design Patent** (10) **Patent No.:** **US D955,578 S**  
**Millgård** (45) **Date of Patent:** **\*\* Jun. 21, 2022**

(54) **IMPLANT TOOL**

(71) Applicant: **Cochlear Limited**, Macquarie University (AU)

(72) Inventor: **Stina Millgård**, Sätilla (SE)

(73) Assignee: **Cochlear Limited**, Macquarie University (AU)

(\*\*) Term: **15 Years**

(21) Appl. No.: **29/710,789**

(22) Filed: **Oct. 25, 2019**

(51) **LOC (13) Cl.** ..... **24-02**

(52) **U.S. Cl.**  
USPC ..... **D24/151**

(58) **Field of Classification Search**  
USPC ..... D24/119, 127, 133, 145, 151, 155, 171, D24/157

CPC ..... A61B 17/80; A61B 17/68; A61B 17/683; A61B 2017/564; A61B 17/8061; A61F 2/00; A61F 2/02; A61F 2/28; A61F 2/50  
See application file for complete search history.

(56) **References Cited**

**U.S. PATENT DOCUMENTS**

D312,784 S *	12/1990	Cochran	.....	D9/434
D359,121 S *	6/1995	Prutnikov	.....	D24/151
5,816,813 A	10/1998	Hansson		
5,938,444 A	8/1999	Hansson		
D587,999 S *	3/2009	Schulthess	.....	D9/434
D592,748 S *	5/2009	Boulton	.....	A61F 11/006 D24/151

(Continued)

**FOREIGN PATENT DOCUMENTS**

CN	306425295	*	3/2021
WO	WO-02/09622		2/2002

(Continued)

**OTHER PUBLICATIONS**

Vistafix, "Vistafix Treatment Guide", first available Jan. 2007. (<https://www.epitheses-fs.com/app/download/11226314993/E80818+VistafixTreatment+GB.pdf?t=1522243479>) (Year: 2007).\*

(Continued)

*Primary Examiner* — Lauren D McVey

*Assistant Examiner* — Justin A Johnson

(74) *Attorney, Agent, or Firm* — Finnegan, Henderson, Farabow, Garrett & Dunner, LLP

(57) **CLAIM**

The ornamental design for implant tool, as shown and described.

**DESCRIPTION**

FIG. 1 is a front, top, right perspective view of an implant tool, showing the new design, shown with the unclaimed environment of a counter torque wrench;

FIG. 2 is a rear, bottom, left perspective view thereof;

FIG. 3 is a front view thereof;

FIG. 4 is a rear view thereof;

FIG. 5 is a right side view thereof;

FIG. 6 is a left side view thereof;

FIG. 7 is a top view thereof; and

FIG. 8 is a bottom view thereof;

FIG. 9 is a front, top, right perspective view of the tip of FIG. 1, shown with the unclaimed environment of an abutment inserter;

FIG. 10 is a rear, bottom, left perspective view thereof;

FIG. 11 is a front view thereof;

FIG. 12 is a rear view thereof;

FIG. 13 is a right side view thereof;

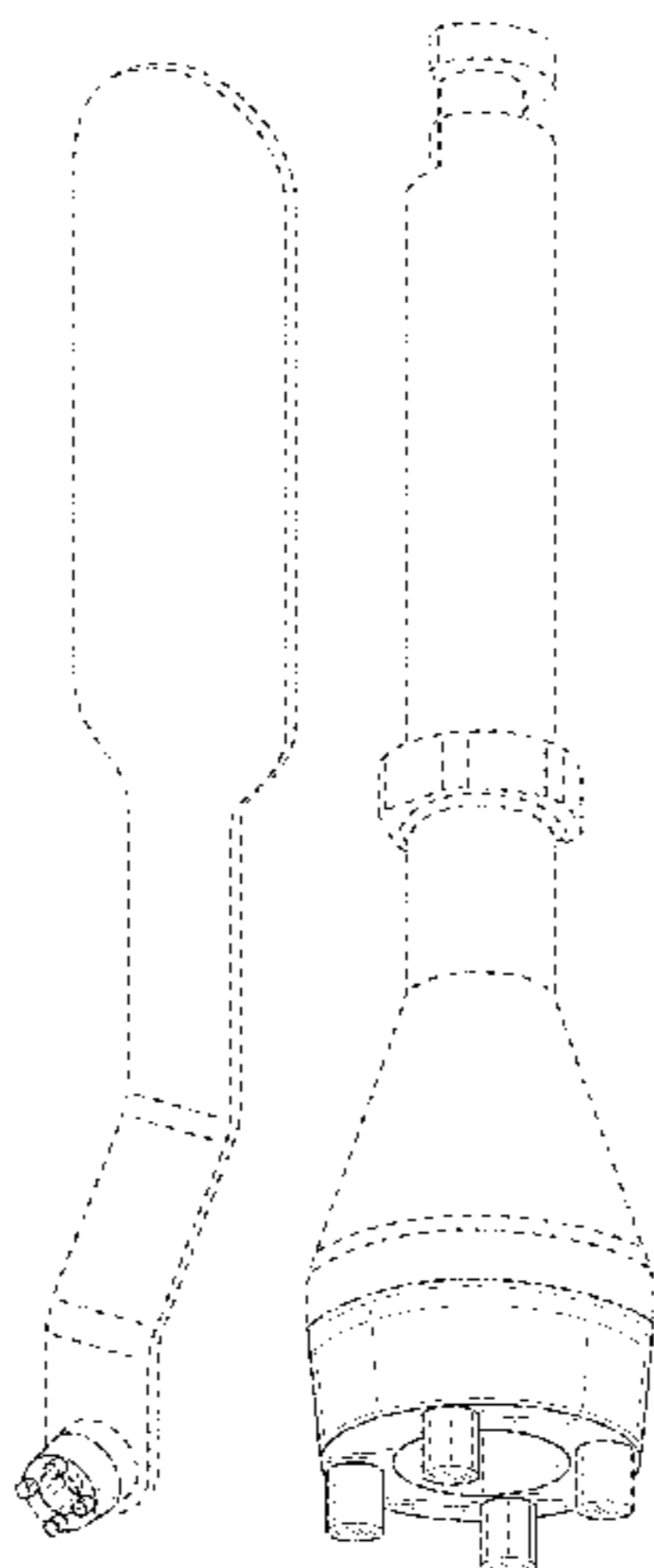
FIG. 14 is a left side view thereof;

FIG. 15 is a top view thereof; and,

FIG. 16 is a bottom view thereof.

The broken lines of uneven length shown in the drawings illustrate the boundary of the claimed design and form no part thereof. The broken lines of even length shown in the drawings illustrate portions of the implant tool that form no part of the claimed design.

**1 Claim, 16 Drawing Sheets**



(56)

References Cited

OTHER PUBLICATIONS

U.S. PATENT DOCUMENTS

D608,900	S	*	1/2010	Giraud	.....	D24/231
D612,939	S	*	3/2010	Boone, III	.....	D24/133
D616,090	S	*	5/2010	Kawamura	.....	D24/127
D672,401	S	*	12/2012	Dawes	.....	D21/488
D689,558	S	*	9/2013	Jensen	.....	D21/487
D701,919	S	*	4/2014	Madsen	.....	D21/488
D710,498	S	*	8/2014	Koshidaka	.....	D24/130
D831,191	S	*	10/2018	Hubanks	.....	D24/127
D932,623	S	*	10/2021	Wang	.....	D24/151
2003/0176866	A1		9/2003	Westerkull		
2006/0050913	A1		3/2006	Westerkull		
2006/0093175	A1		5/2006	Westerkull		
2009/0023109	A1		1/2009	Jinton et al.		
2009/0082817	A1		3/2009	Jinton		
2013/0090518	A1		4/2013	Björn et al.		

FOREIGN PATENT DOCUMENTS

WO	WO-2004058371	A1	*	7/2004	.....	A63H 33/042
WO	WO-2007137577	A1	*	12/2007	.....	A63H 33/042

Flickr, "Cochlear-Baha-BI300", first available May 11, 2020. (<https://www.flickr.com/photos/cochlearamericas/49883788086>) (Year: 2020).\*

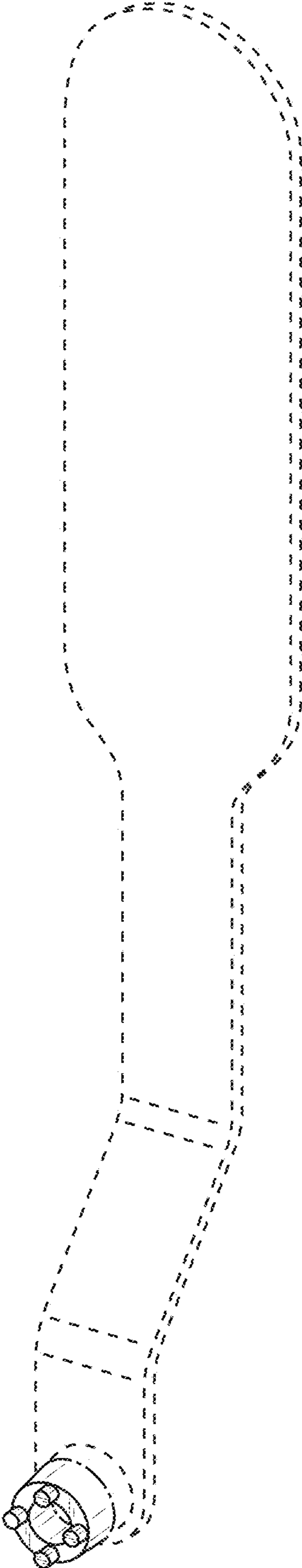
Cochlear.Com, "Product Catalog", first available Oct. 2021. (<https://www.cochlear.com/43e55526-7f26-443c-aed3-513bf26ef567/VFX002-ISS2-JUL17-Vistafix-Product-Catalog.pdf?MOD=AJPERES&CVID=nld98U5>) (Year: 2021).\*

Medical Expo, "Torque dental implant wrench", first accessed Feb. 15, 2022. (<https://www.medicalexpo.com/prod/ziacom-medical/product-116683-821265.html>) (Year: 2022).\*

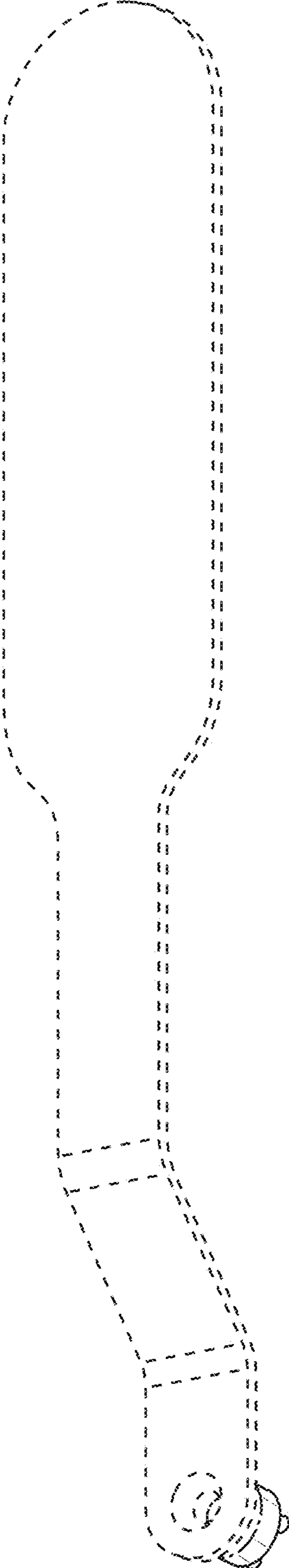
M. Andersson, U.S. Appl. No. 62/784,081, filed Dec. 21, 2018, 82 pages.

S. Millgård, U.S. Appl. No. 62/926,050, filed Oct. 25, 2019, 101 pages.

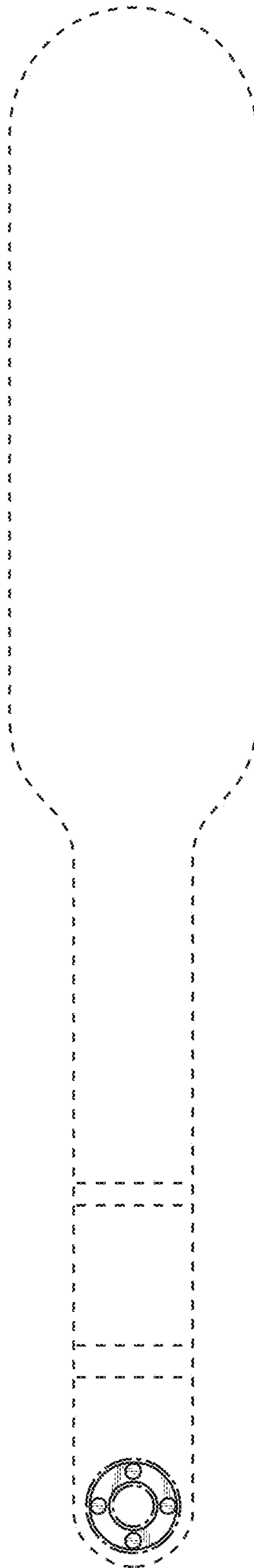
\* cited by examiner



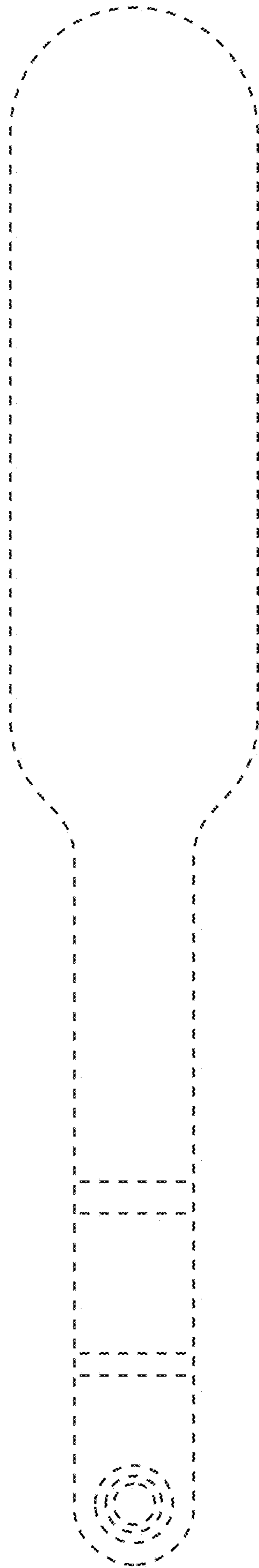
**FIG. 1**




**FIG. 2**



**FIG. 3**



**FIG. 4**

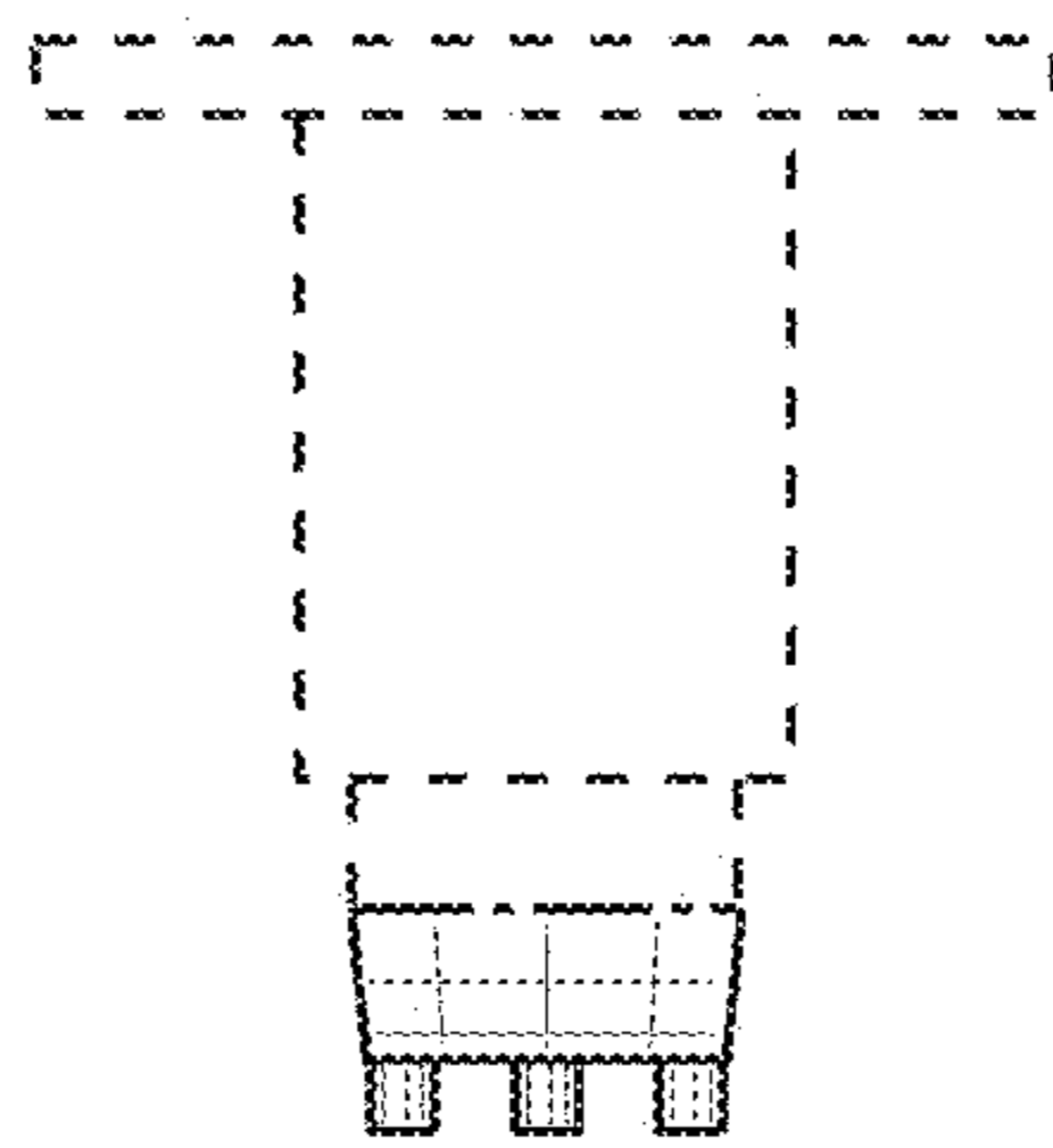


**FIG. 5**

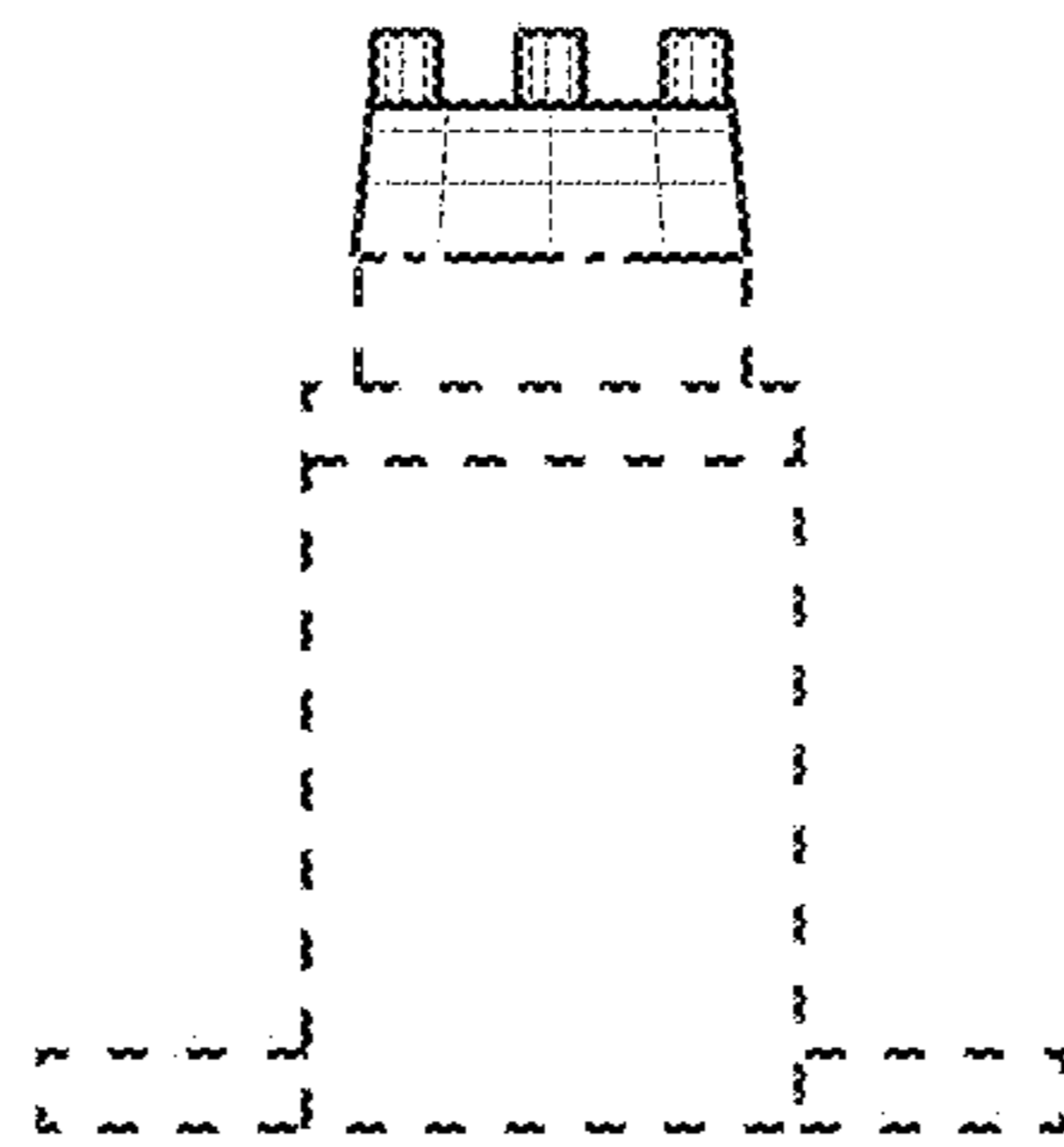


**FIG. 6**

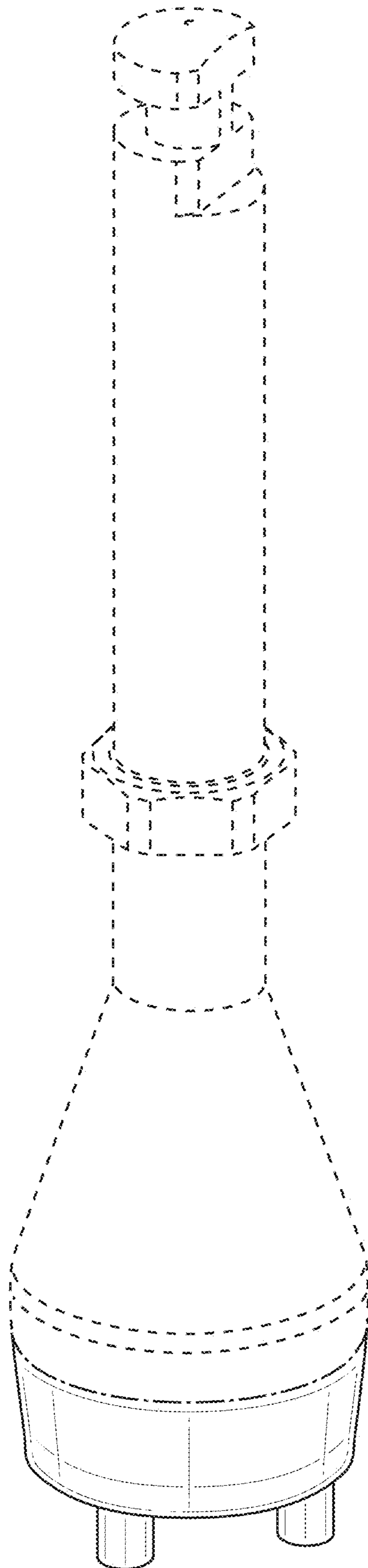




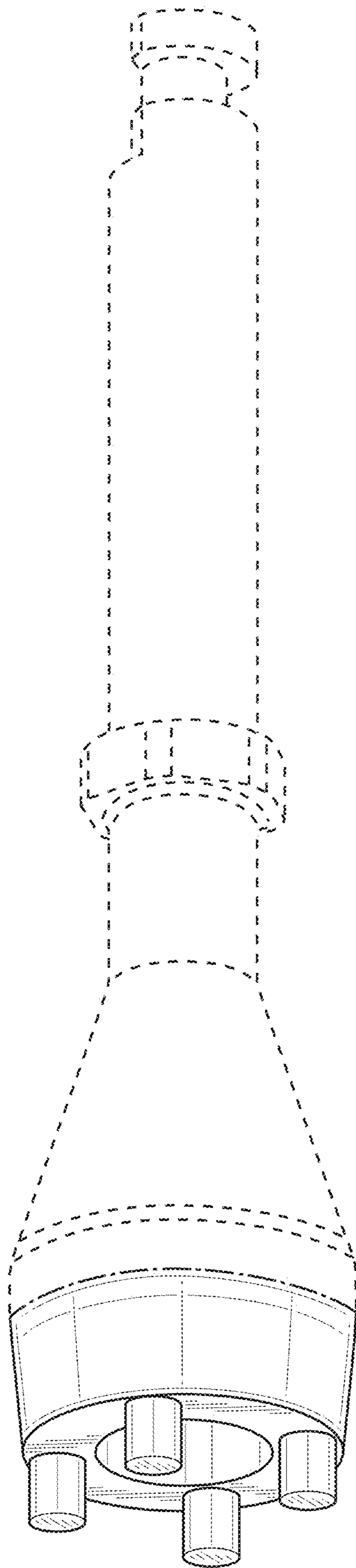
**FIG. 7**



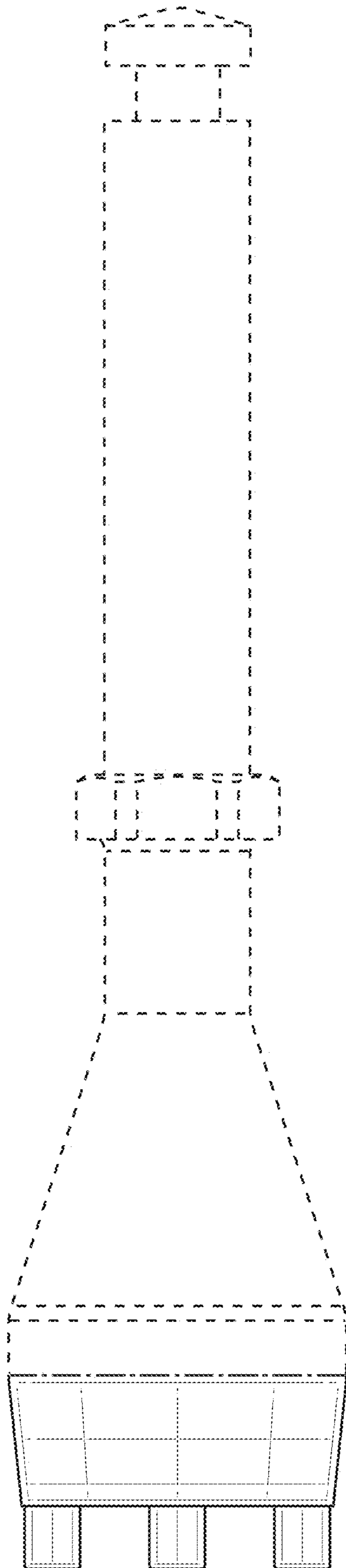
**FIG. 8**



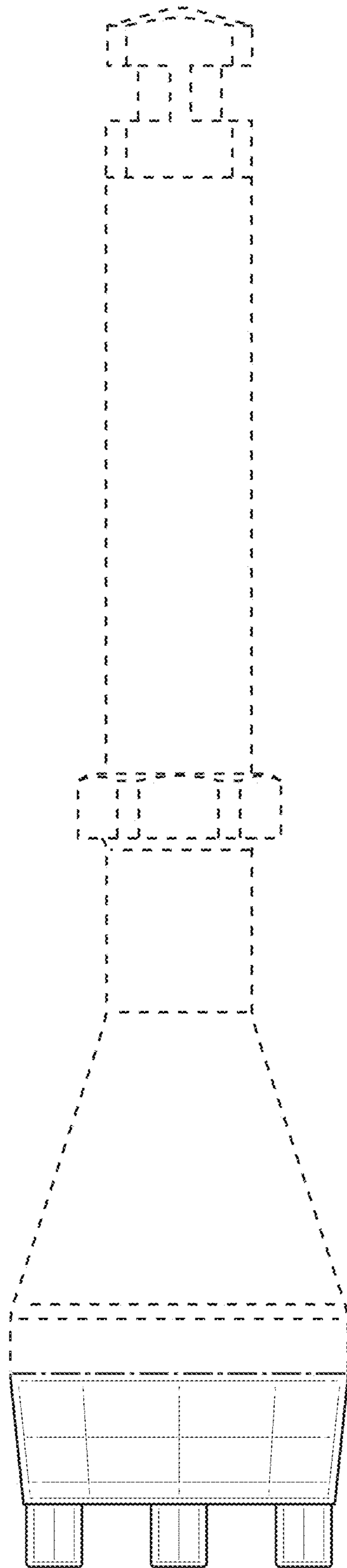
**FIG. 9**



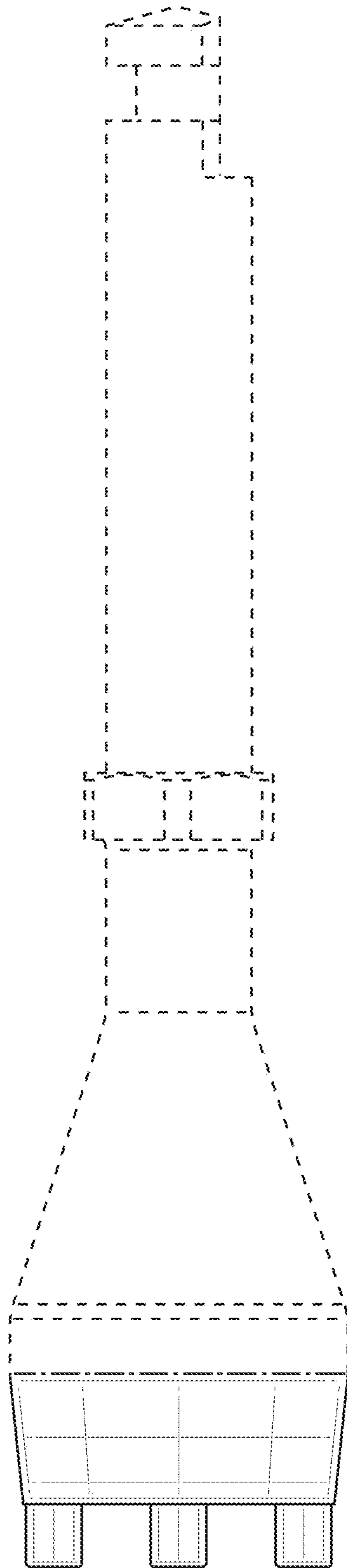
**FIG. 10**



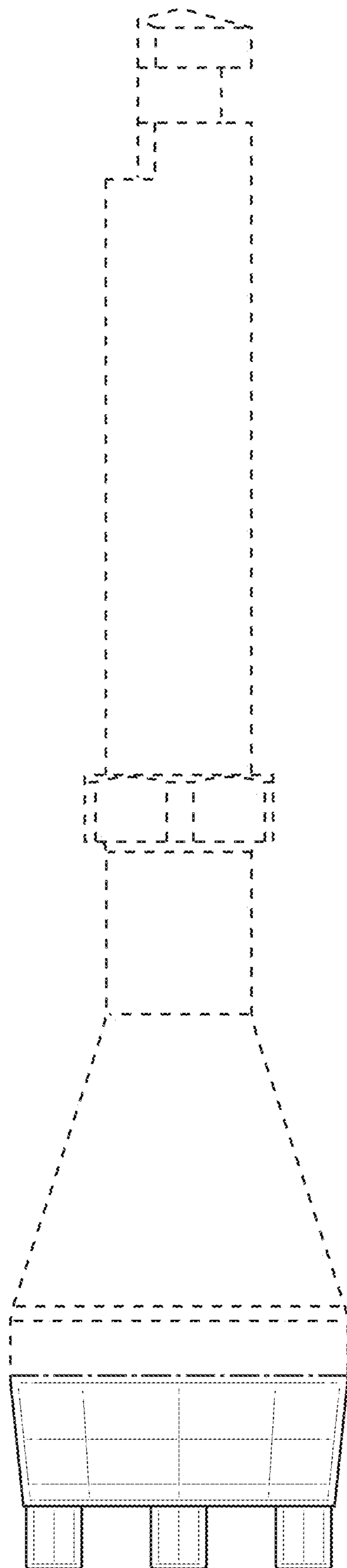
**FIG. 11**



**FIG. 12**

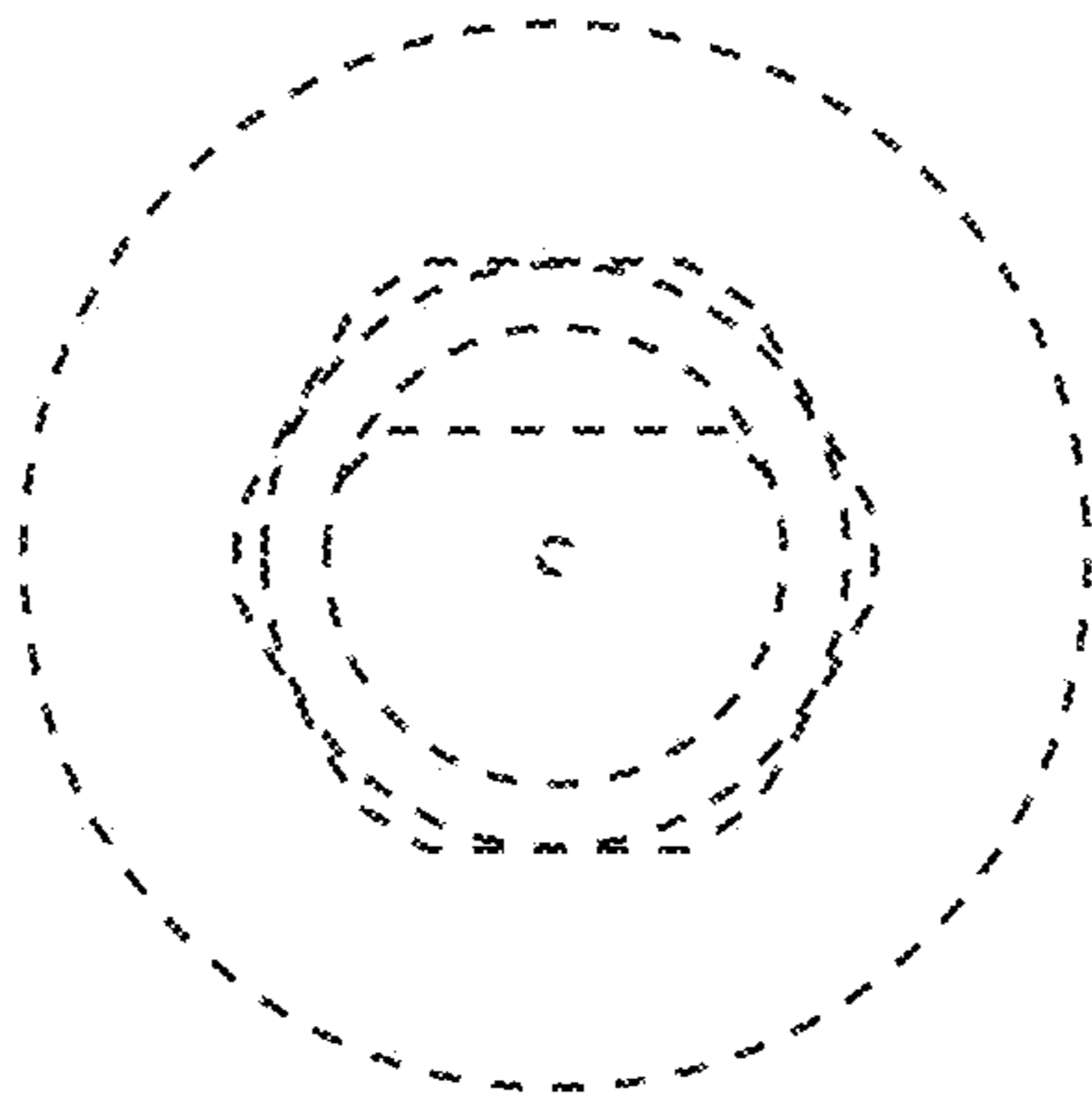


**FIG. 13**

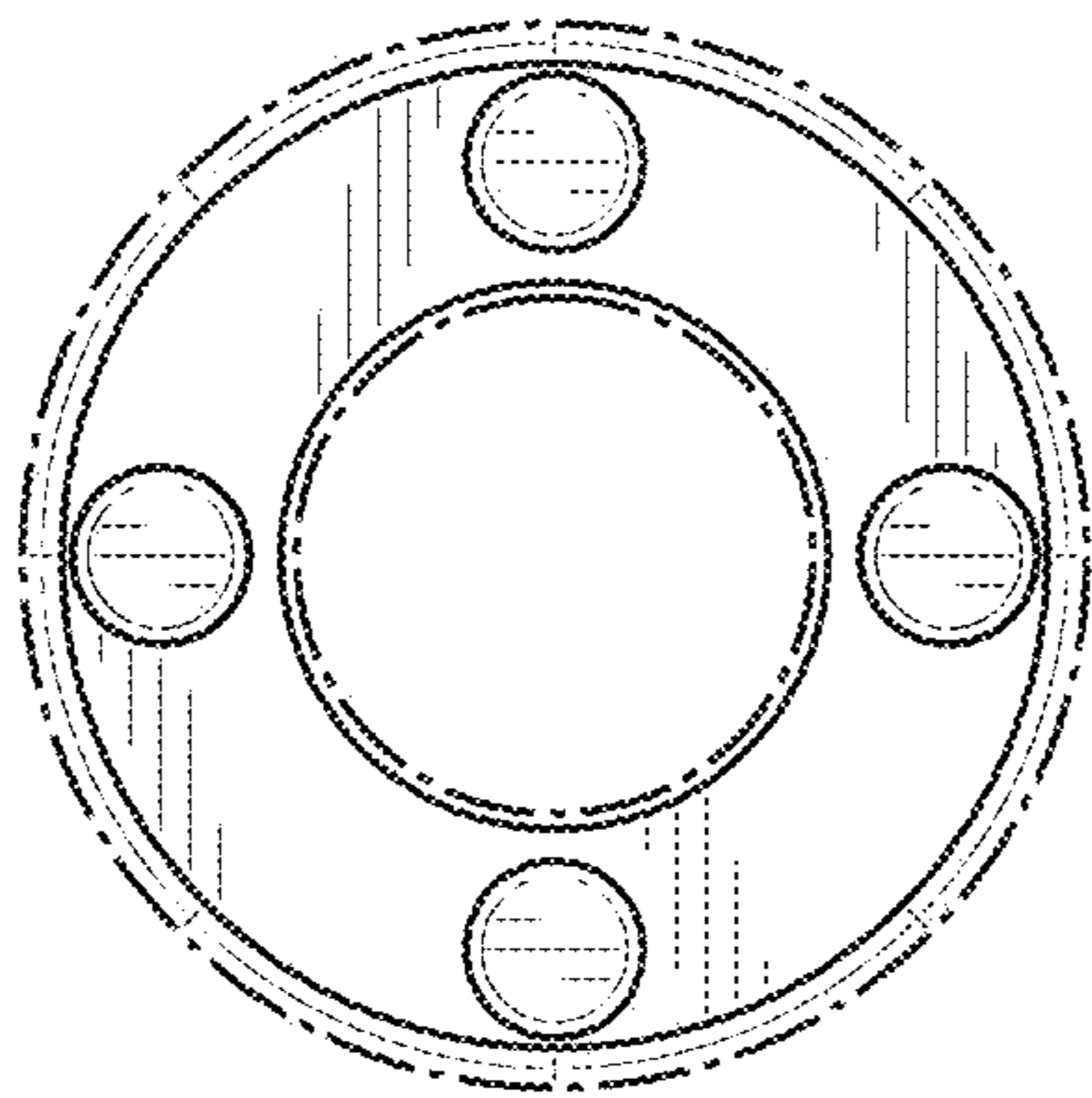


**FIG. 14**





***FIG. 15***



***FIG. 16***