



US00D95553S

(12) **United States Design Patent**  
**Siew et al.**

(10) **Patent No.:** **US D955,553 S**  
(45) **Date of Patent:** **\*\* Jun. 21, 2022**

- (54) **HEADGEAR AND YOKE ASSEMBLY**
- (71) Applicant: **Fisher & Paykel Healthcare Limited**,  
Auckland (NZ)
- (72) Inventors: **Silas Sao Jin Siew**, Auckland (NZ);  
**Thomas Mark Richardson**, Auckland  
(NZ); **Jonathan Mark Downey**,  
Auckland (NZ); **Janine Elizabeth**  
**Collins**, Auckland (NZ); **Chris Onin**  
**Limpin Hipolito**, Auckland (NZ); **Steve**  
**Thomas**, Auckland (NZ); **Priyanka**  
**Ferdinand Pereira**, Auckland (NZ);  
**Matthew Aaron Bradley**, Auckland  
(NZ)
- (73) Assignee: **Fisher & Paykel Healthcare Limited**,  
Auckland (NZ)
- (\*\*) Term: **15 Years**
- (21) Appl. No.: **29/719,070**
- (22) Filed: **Dec. 31, 2019**

**Related U.S. Application Data**

- (62) Division of application No. 29/688,035, filed on Apr.  
17, 2019, now Pat. No. Des. 875,241, which is a  
division of application No. 29/612,527, filed on Aug.  
1, 2017, now Pat. No. Des. 851,749.
- (51) **LOC (13) Cl.** ..... **24-02**
- (52) **U.S. Cl.**  
USPC ..... **D24/110.1**
- (58) **Field of Classification Search**  
USPC ..... D24/110, 110.1–110.4, 110.6, 127;  
D29/108, 122  
CPC ..... A61M 16/06; A61M 16/0605; A61M  
16/0616; A61M 16/0622; A61M 16/0633;  
A61M 16/0644; A61M 16/0666; A61M  
16/0672; A61M 16/0683; A61M 16/08;  
A61M 16/0816

See application file for complete search history.

(56) **References Cited**

U.S. PATENT DOCUMENTS

D326,540 S	5/1992	Scholey	
D351,226 S	10/1994	Parvatharaj	
5,689,833 A	11/1997	Allen et al.	
5,794,617 A	8/1998	Brunell et al.	
D541,413 S	4/2007	Jarvinen et al.	
D737,953 S	9/2015	Wells et al.	
D745,139 S *	12/2015	Chen	D24/110

(Continued)

*Primary Examiner* — Lilyana Bekic

*Assistant Examiner* — Lee D. Starr

(74) *Attorney, Agent, or Firm* — Knobbe, Martens, Olson  
& Bear LLP

(57) **CLAIM**

The ornamental design for a headgear and yoke assembly, as  
shown and described.

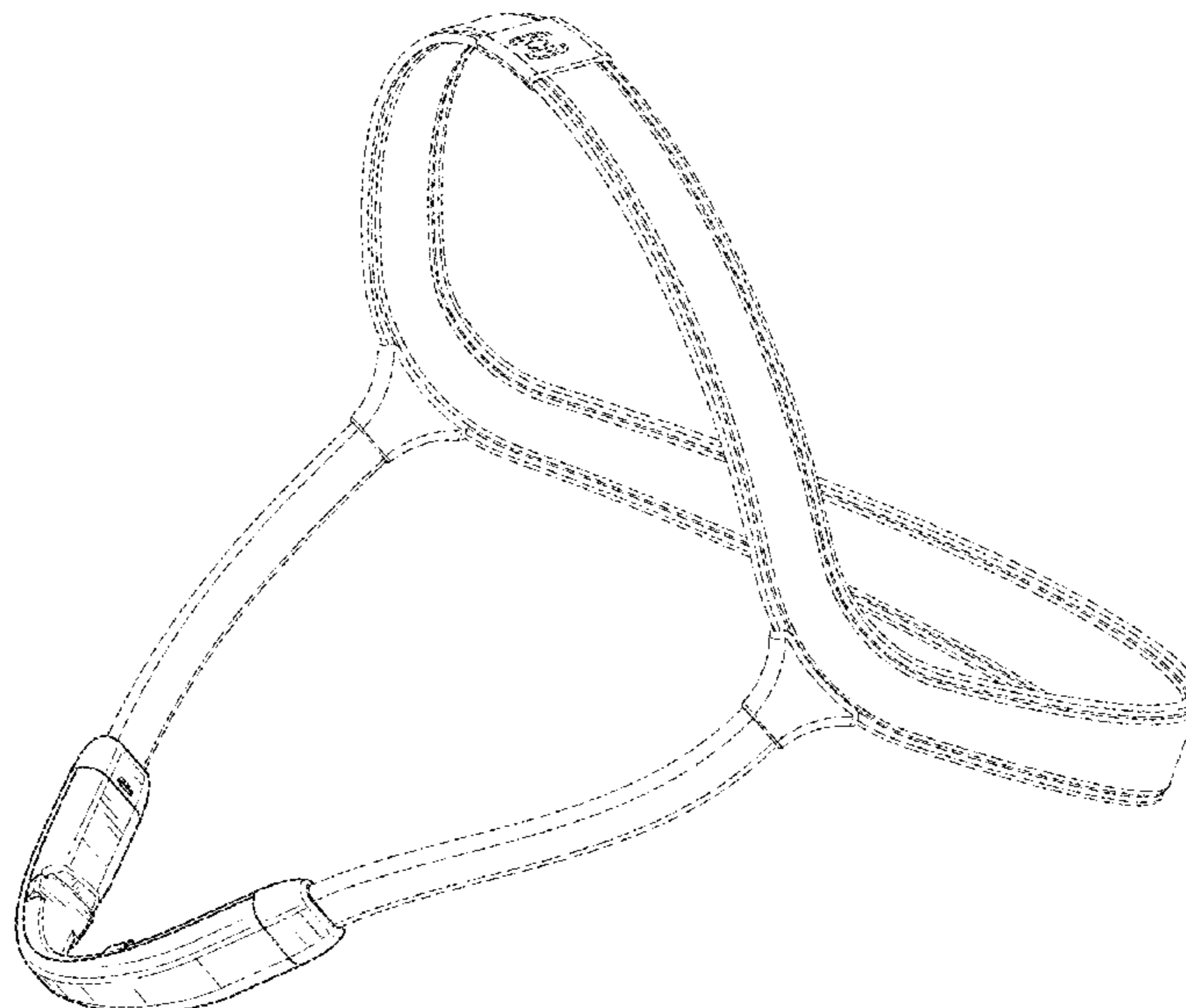
**DESCRIPTION**

FIG. 1 is a front, top, right perspective view of a headgear  
and yoke assembly, showing our new design;  
FIG. 2 is a rear, bottom, left perspective view thereof;  
FIG. 3 is a front view thereof;  
FIG. 4 is a rear view thereof;  
FIG. 5 is a right side view thereof;  
FIG. 6 is a left side view thereof;  
FIG. 7 is a bottom view thereof; and,  
FIG. 8 is a top view thereof.

The dashed lines in the drawings show portions of the  
headgear and yoke assembly that form no part of the claimed  
design.

The references to “left,” “right,” “front,” “rear,” “top,” and  
“bottom” in the figure descriptions are not meant to require  
certain in-use orientation; the headgear and yoke assembly  
may be used in any suitable orientations.

**1 Claim, 5 Drawing Sheets**



(56)

**References Cited**

## U.S. PATENT DOCUMENTS

D747,460 S 1/2016 Hoge et al.  
D749,205 S \* 2/2016 Chen ..... D24/110  
D770,036 S 10/2016 Walls et al.  
D797,921 S 9/2017 Huang et al.  
10,039,894 B2 8/2018 Walls et al.  
10,080,856 B2 9/2018 McLaren et al.  
D849,241 S 5/2019 Barlow et al.  
D875,241 S \* 2/2020 Siew ..... D24/110.1  
D901,003 S \* 11/2020 Gardiola ..... D24/110.4  
2011/0283505 A1 11/2011 Billingsley et al.  
2016/0051784 A1 2/2016 Eury et al.  
2016/0151596 A1 6/2016 Slight et al.  
2016/0166792 A1 6/2016 Allan et al.  
2016/0346496 A1 12/2016 Harrison et al.  
2018/0250488 A1 9/2018 Haskard et al.  
2018/0289910 A1 10/2018 Flower et al.  
2018/0289988 A1 10/2018 Gerson et al.  
2019/0022343 A1 \* 1/2019 Kooij ..... A61M 16/0622  
2019/0030272 A1 1/2019 Graham et al.  
2019/0151592 A1 5/2019 Bornholdt et al.  
2019/0217039 A1 7/2019 Hocking et al.  
2020/0230343 A1 \* 7/2020 Sims ..... A61M 16/0825  
2020/0282169 A1 \* 9/2020 Pereira ..... A61M 16/06  
2021/0008316 A1 \* 1/2021 McLaren ..... A61M 16/0622

\* cited by examiner

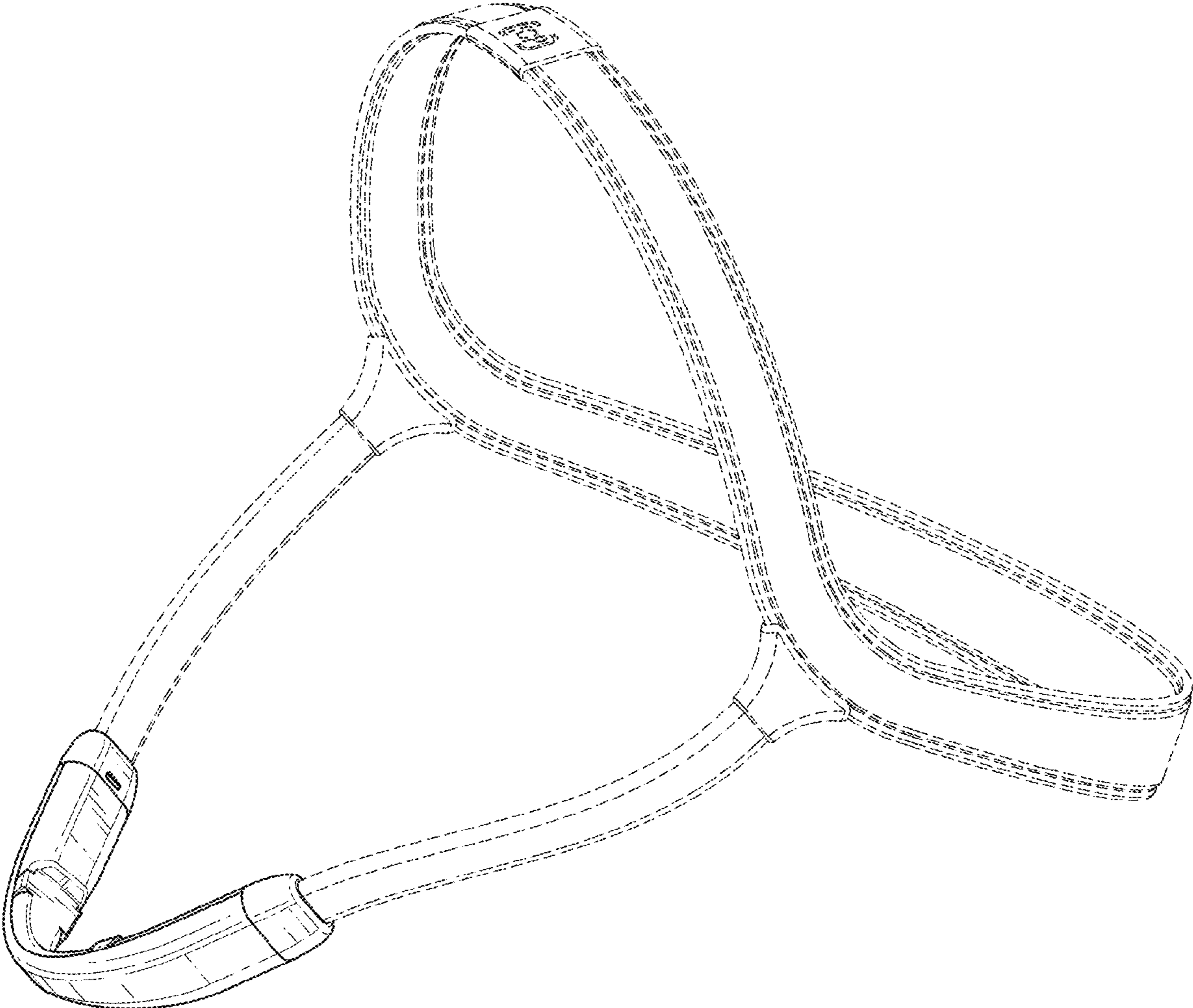


FIG. 1

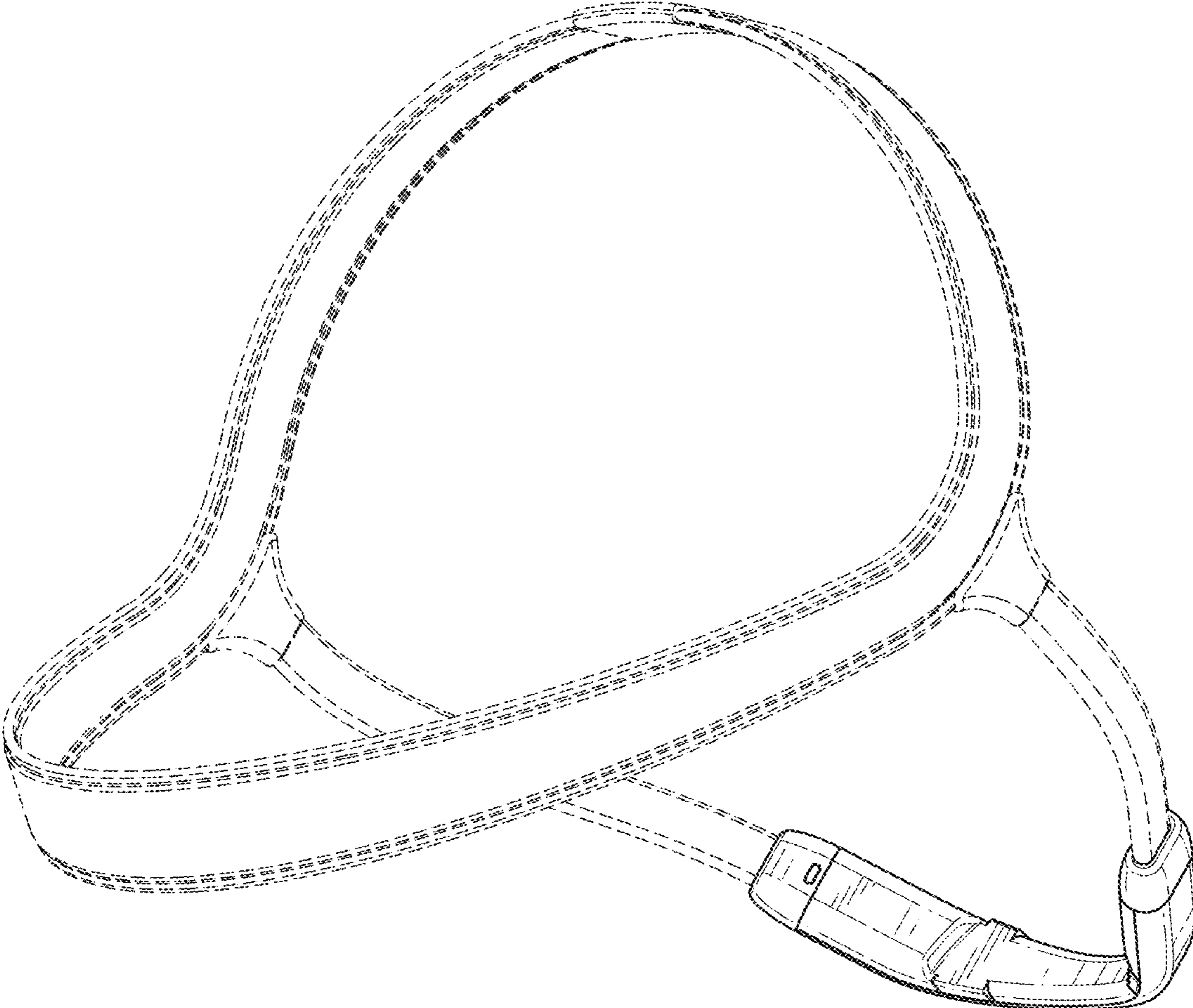


FIG. 2

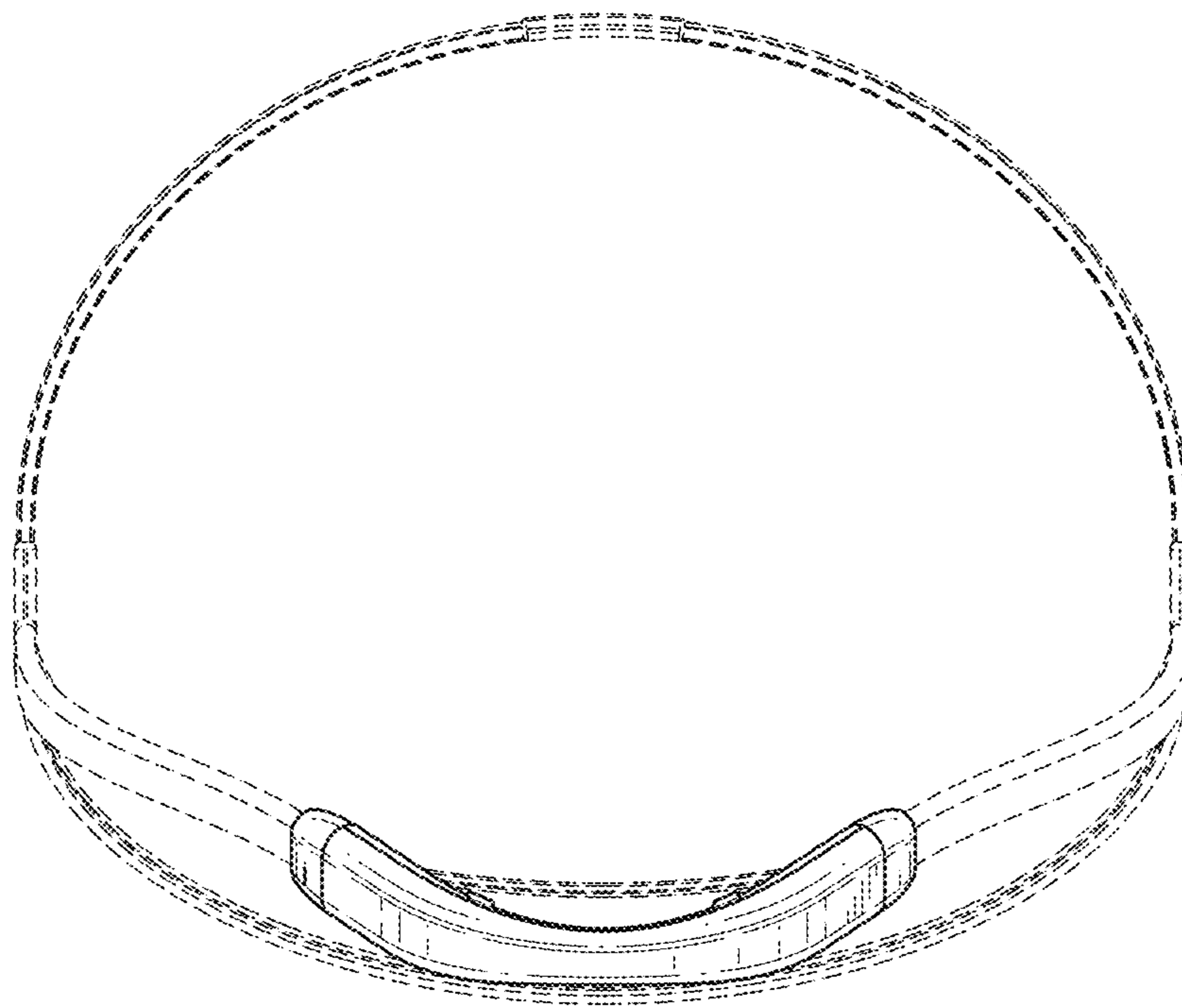


FIG. 3

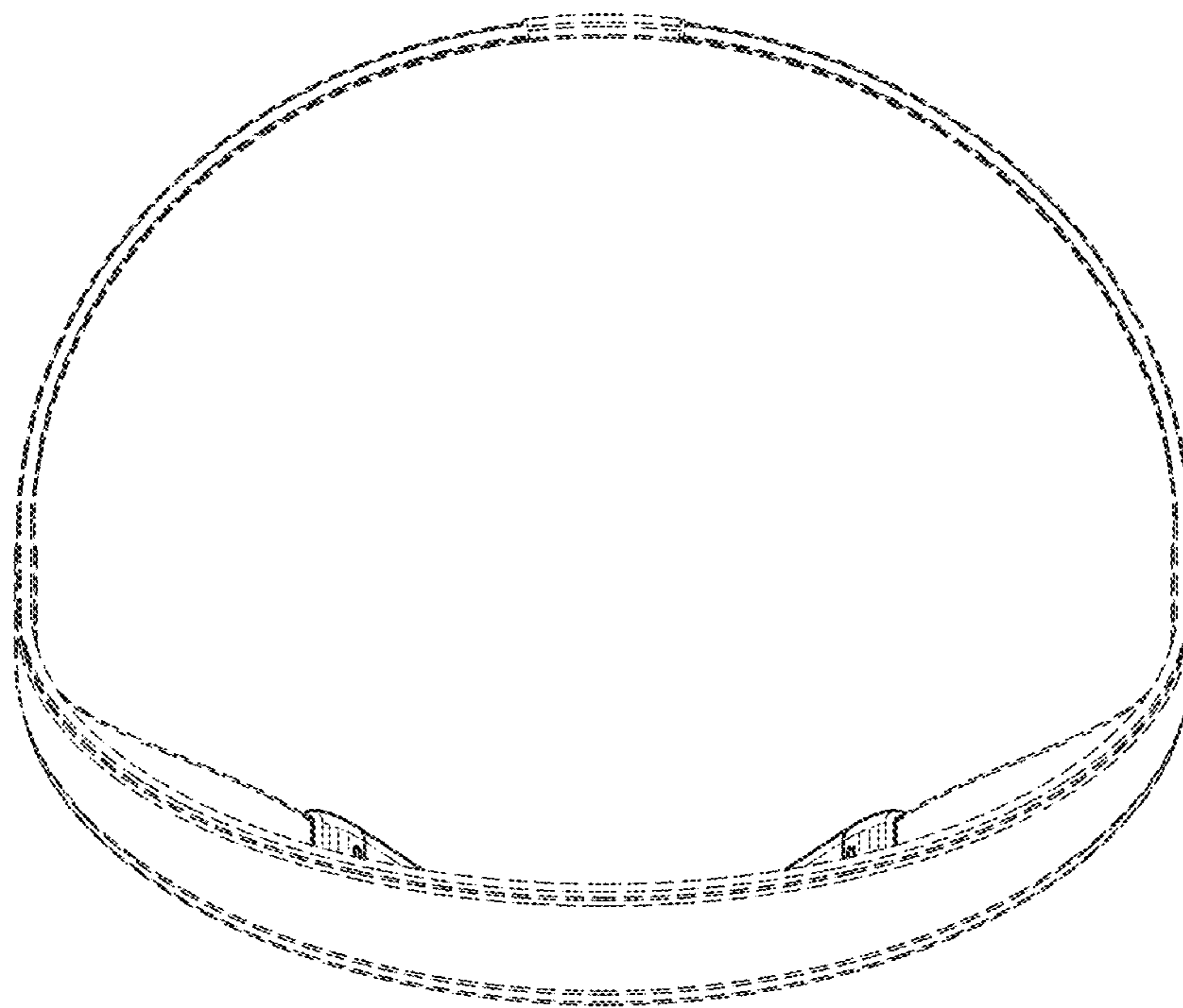


FIG. 4

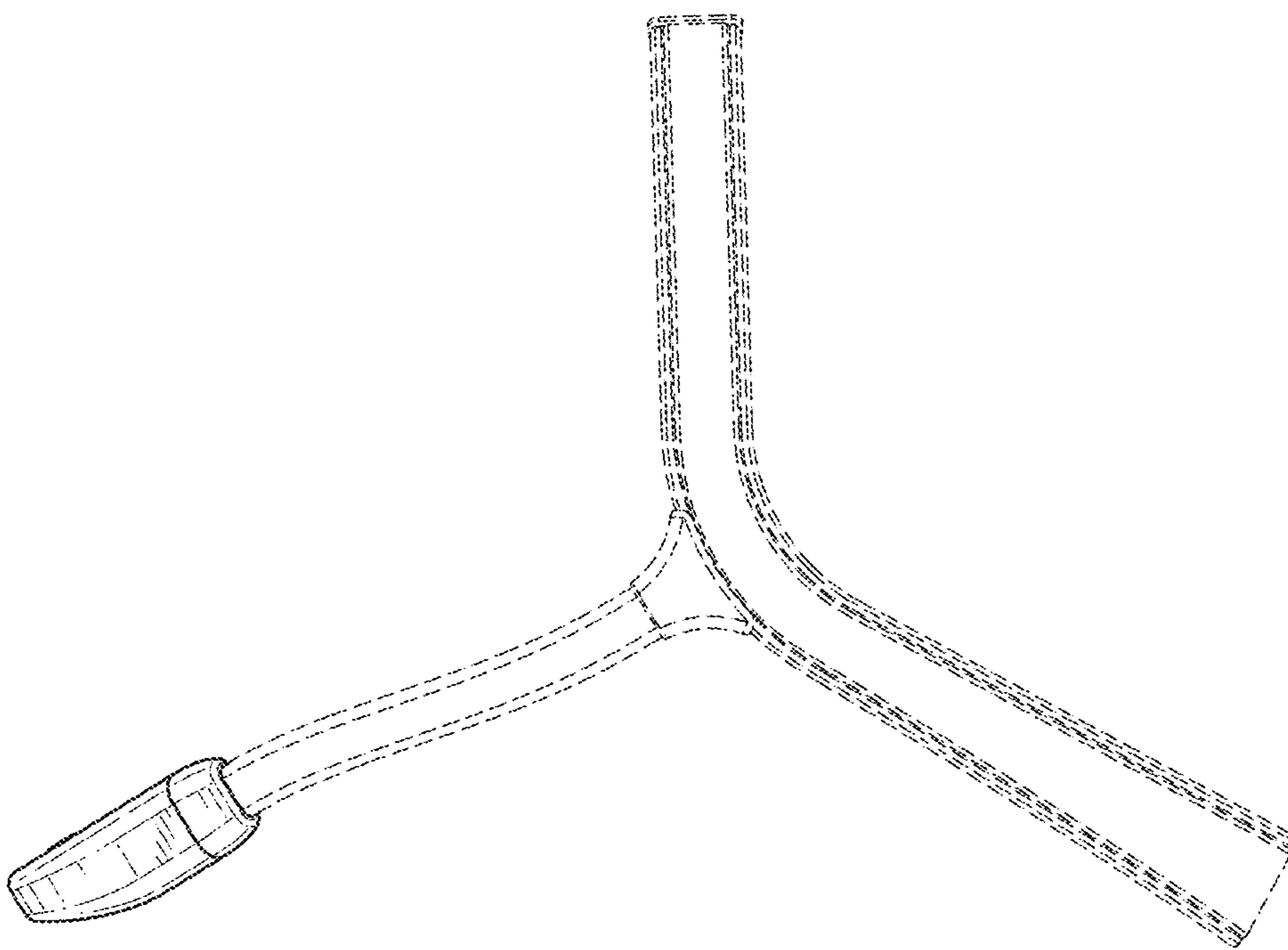


FIG. 5

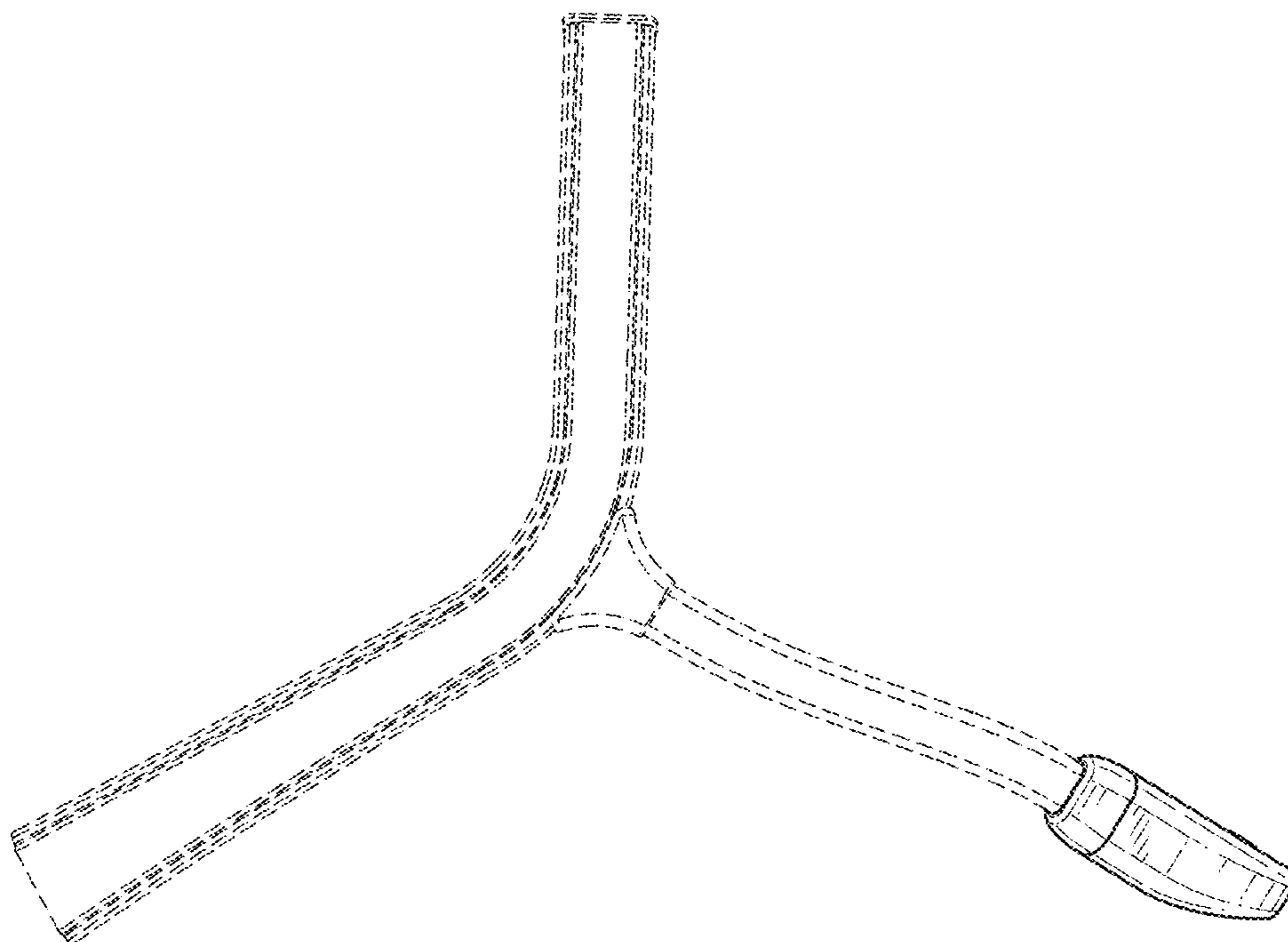


FIG. 6

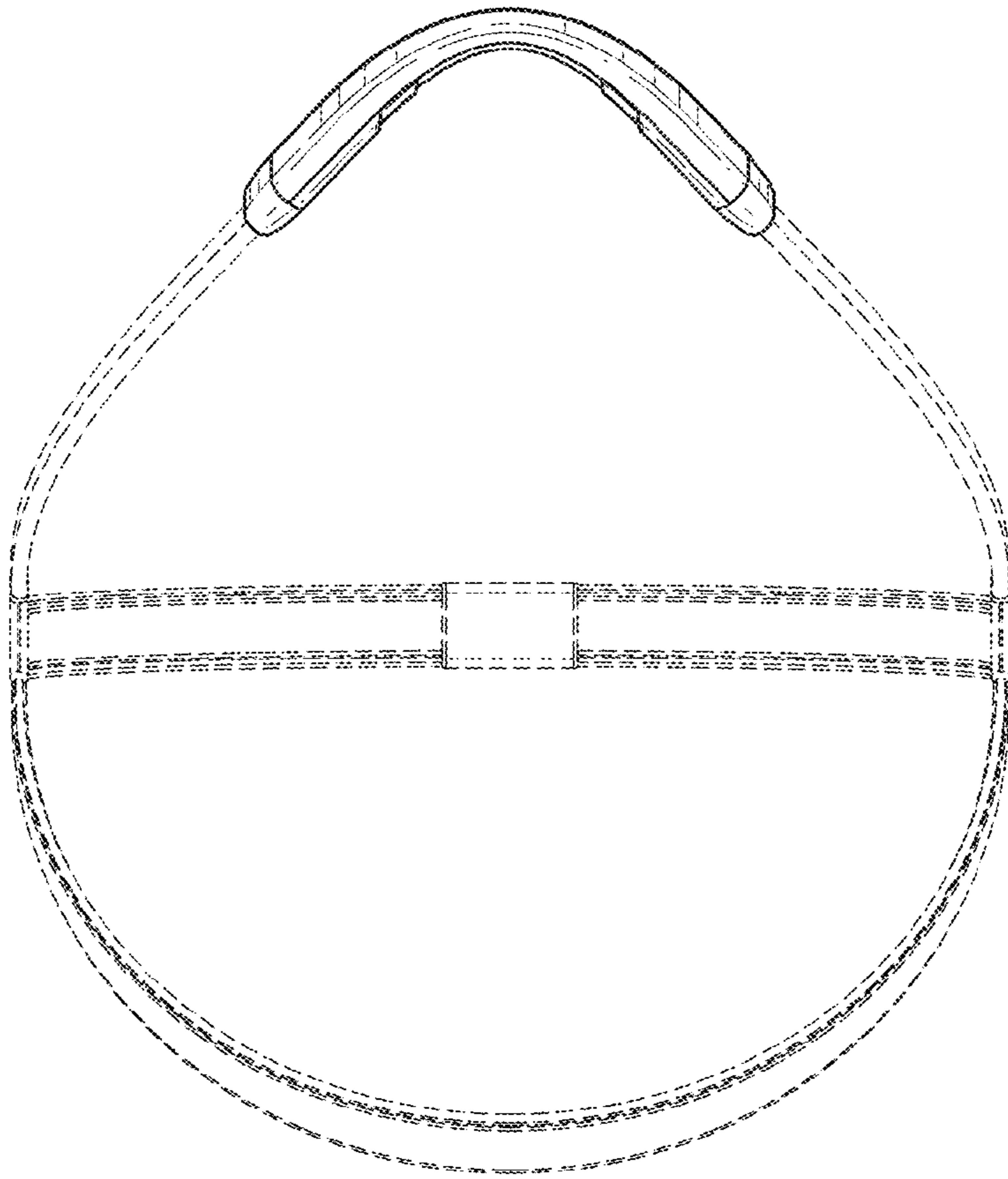


FIG. 7

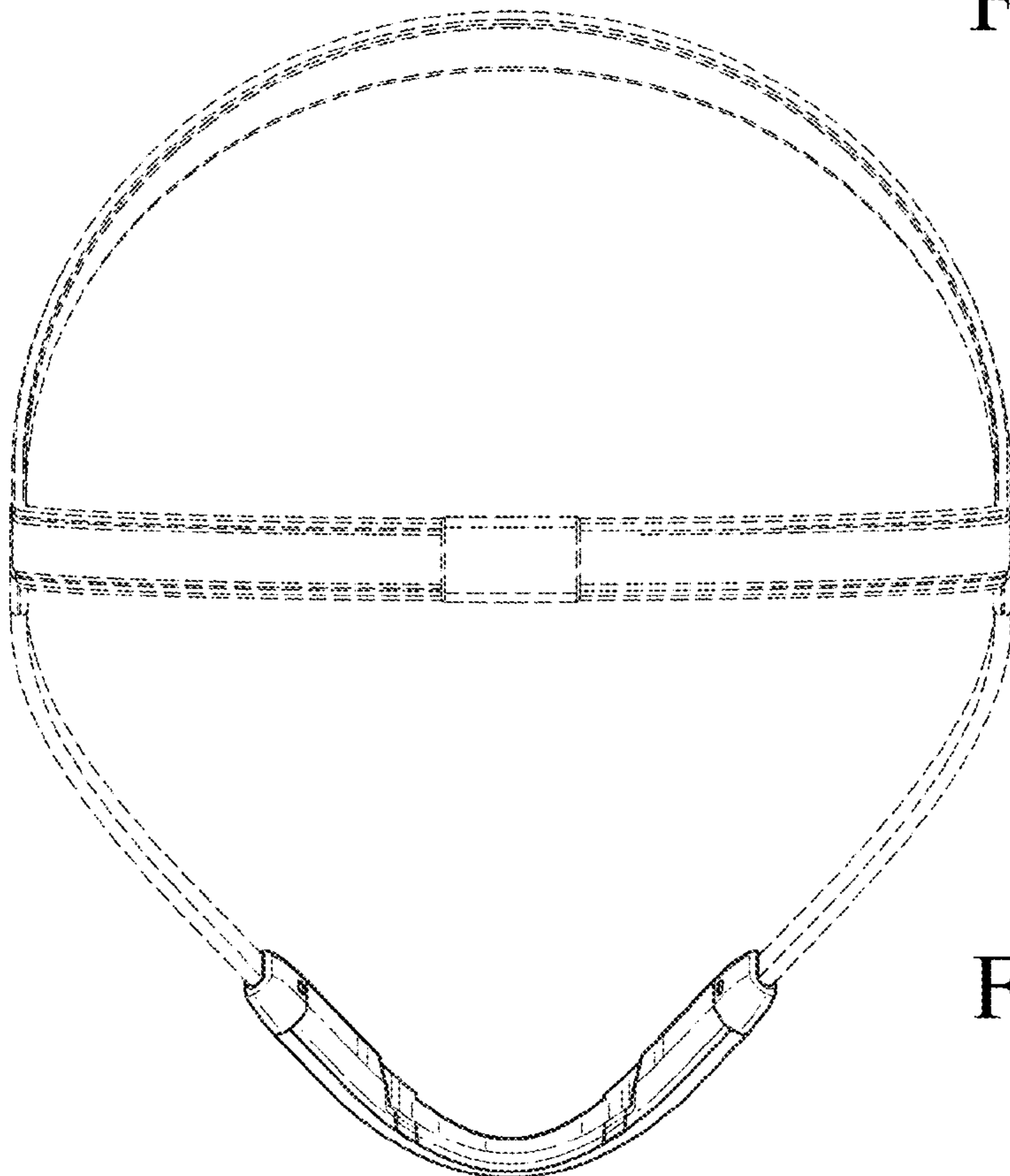


FIG. 8