



US00D955541S

(12) **United States Design Patent** (10) **Patent No.:** **US D955,541 S**
Lee et al. (45) **Date of Patent:** **** Jun. 21, 2022**

(54) **AIR PURIFIER**

FOREIGN PATENT DOCUMENTS

(71) Applicant: **SAMSUNG ELECTRONICS CO., LTD.**, Suwon-si (KR)

CN 303096624 * 2/2015
CN 305155877 S 5/2019

(Continued)

(72) Inventors: **Hwan-Dong Lee**, Suwon-si (KR);
Sang-Hoon Yoon, Suwon-si (KR);
Jin-Sun Park, Suwon-si (KR);
Hyun-Woo Yoon, Suwon-si (KR);
Kang-Kyung Lee, Suwon-si (KR)

OTHER PUBLICATIONS

POAIRCK Air Purifier, first available Jan. 11, 2022[online], [site visited Jan. 26, 2022]. Available from internet, URL:<<https://www.amazon.com/dp/B09Q5MCVY2>> (Year: 2022).*

(73) Assignee: **SAMSUNG ELECTRONICS CO., LTD.**, Gyeonggi-Do (KR)

Primary Examiner — Barbara Fox
Assistant Examiner — Jamaal Rasheed

(**) Term: **15 Years**

(74) *Attorney, Agent, or Firm* — Cantor Colburn LLP

(21) Appl. No.: **29/761,968**

(57) **CLAIM**

The ornamental design for an air purifier, as shown and described.

(22) Filed: **Dec. 14, 2020**

DESCRIPTION

(30) **Foreign Application Priority Data**

Jun. 15, 2020 (KR) 30-2020-0026755

(51) **LOC (13) Cl.** **23-04**

(52) **U.S. Cl.**
USPC **D23/364**

(58) **Field of Classification Search**
USPC D23/356, 359, 364–365, 378, 499;
D14/204, 214, 240, 314, 496
CPC F24F 1/029; F24F 1/035; F24F 1/0287;
F24F 6/06; F24F 6/14; F24F 13/06; F24F
13/20; F24F 13/222; F24F 3/16; F24F
3/1405; F24F 3/1603; B05B 17/06
See application file for complete search history.

FIG. 1 is a front perspective view of an air purifier, showing our new design;

FIG. 2 is a front view thereof;

FIG. 3 is a rear view thereof;

FIG. 4 is a left-side view thereof;

FIG. 5 is a right-side view thereof;

FIG. 6 is a top view thereof;

FIG. 7 is a bottom view thereof;

FIG. 8 is an enlarged view of the portion 8 in FIG. 1;

FIG. 9 is an enlarged view of the portion 9 in FIG. 1;

FIG. 10 is an enlarged view of the portion 10 in FIG. 2;

FIG. 11 is an enlarged view of the portion 11 in FIG. 2; and,

FIG. 12 is an enlarged view of the portion 12 in FIG. 6.

The even-dash broken lines illustrating portions of the air purifier form no part of the claimed design. The dot-dash broken lines in the figures represent a boundary of the claimed design and form no part of the claimed design. The dot-dot-dash broken lines encircling enlargement portions of the claimed design form no part of the claimed design.

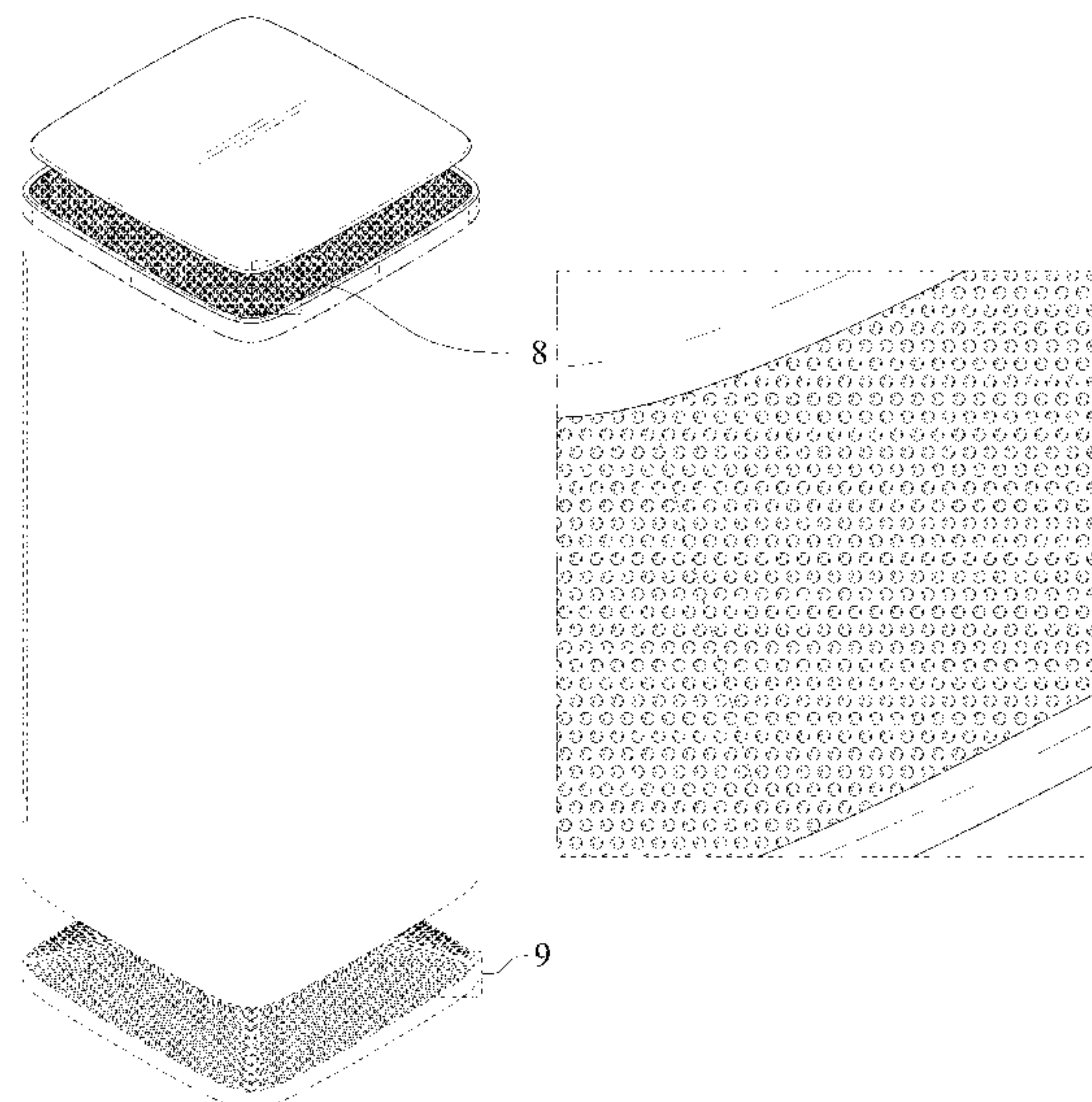
(56) **References Cited**

U.S. PATENT DOCUMENTS

D201,054 S * 5/1965 Roach D9/432
D738,870 S * 9/2015 Ding D14/240

(Continued)

1 Claim, 12 Drawing Sheets



(56)

References Cited

U.S. PATENT DOCUMENTS

D741,465 S * 10/2015 Satou D23/364
D783,794 S * 4/2017 Shen D23/364
D791,297 S * 7/2017 Ljungstrom D23/364
D869,626 S * 12/2019 Reisenberger D23/364
D925,024 S * 7/2021 Huang D23/356
D933,797 S * 10/2021 Liu D23/364
D933,798 S * 10/2021 Wang D23/364
2021/0247099 A1 * 8/2021 Park F24F 6/02

FOREIGN PATENT DOCUMENTS

CN 305190041 S 5/2019
CN 305448344 S 11/2019
EM 004411270-0001 10/2017
WO DM097257 8/2017

* cited by examiner

FIG. 1

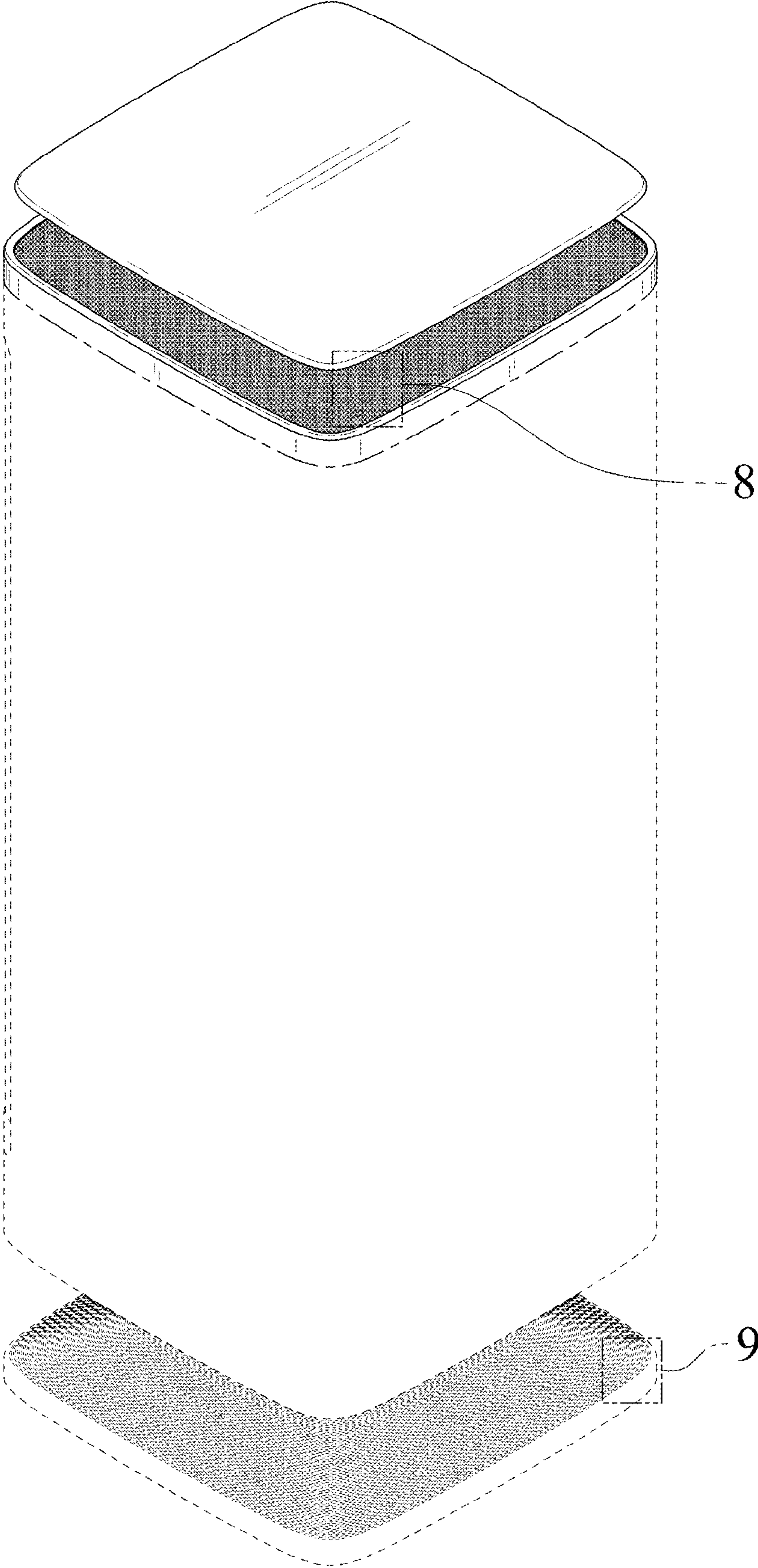


FIG. 2



FIG. 3




FIG. 4




FIG. 5




FIG. 6

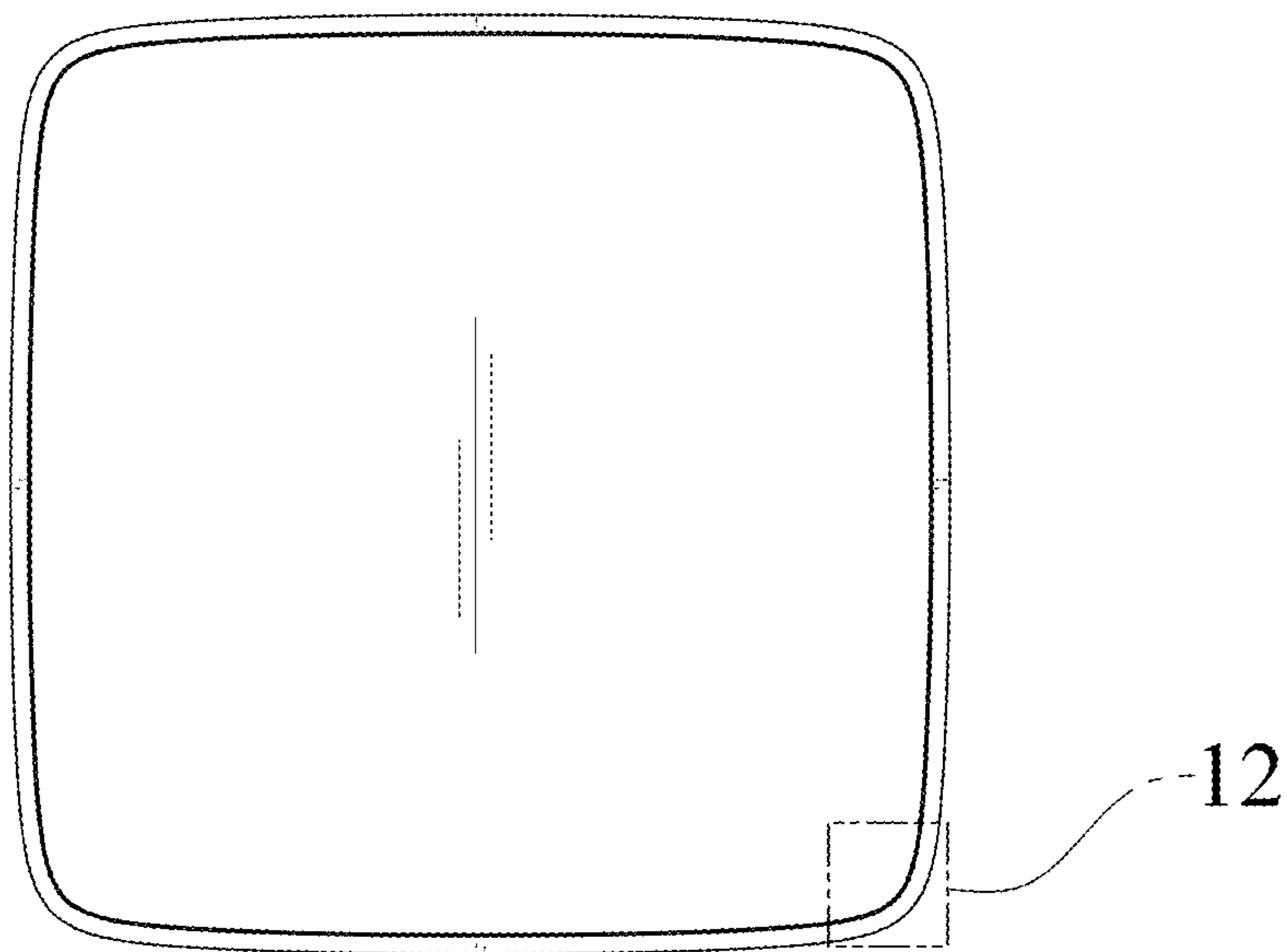


FIG. 7




FIG. 8

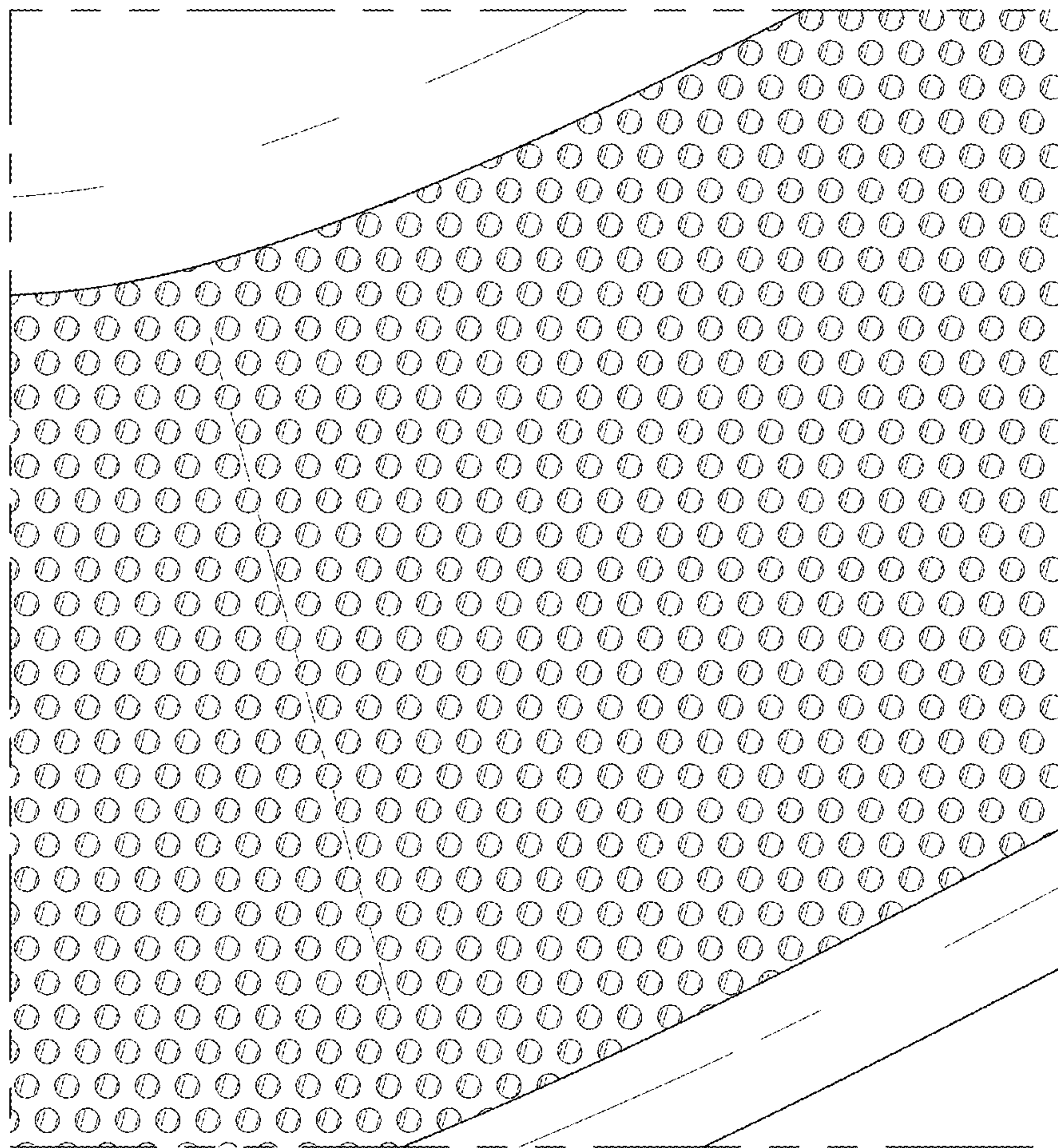


FIG. 9




FIG. 10

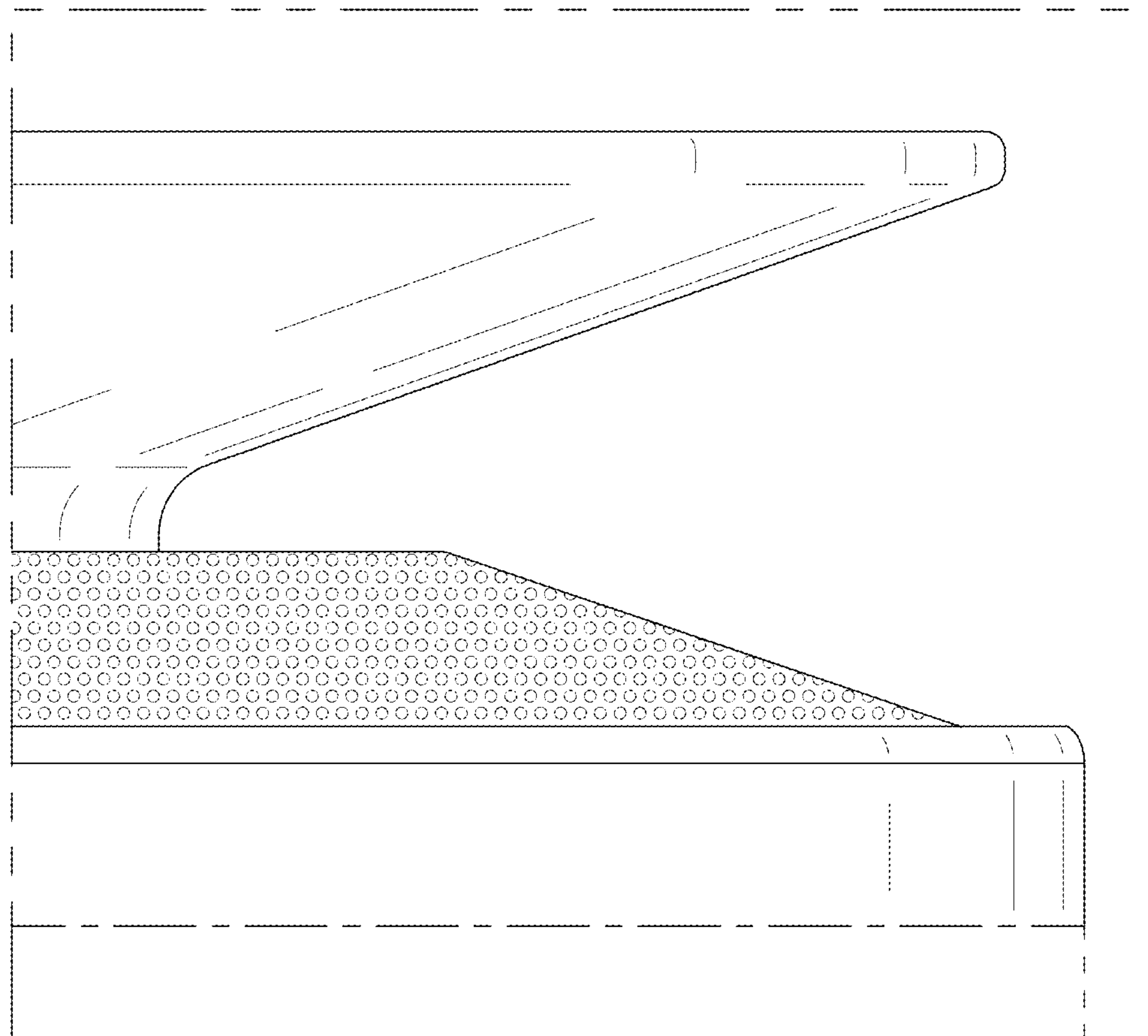


FIG. 11

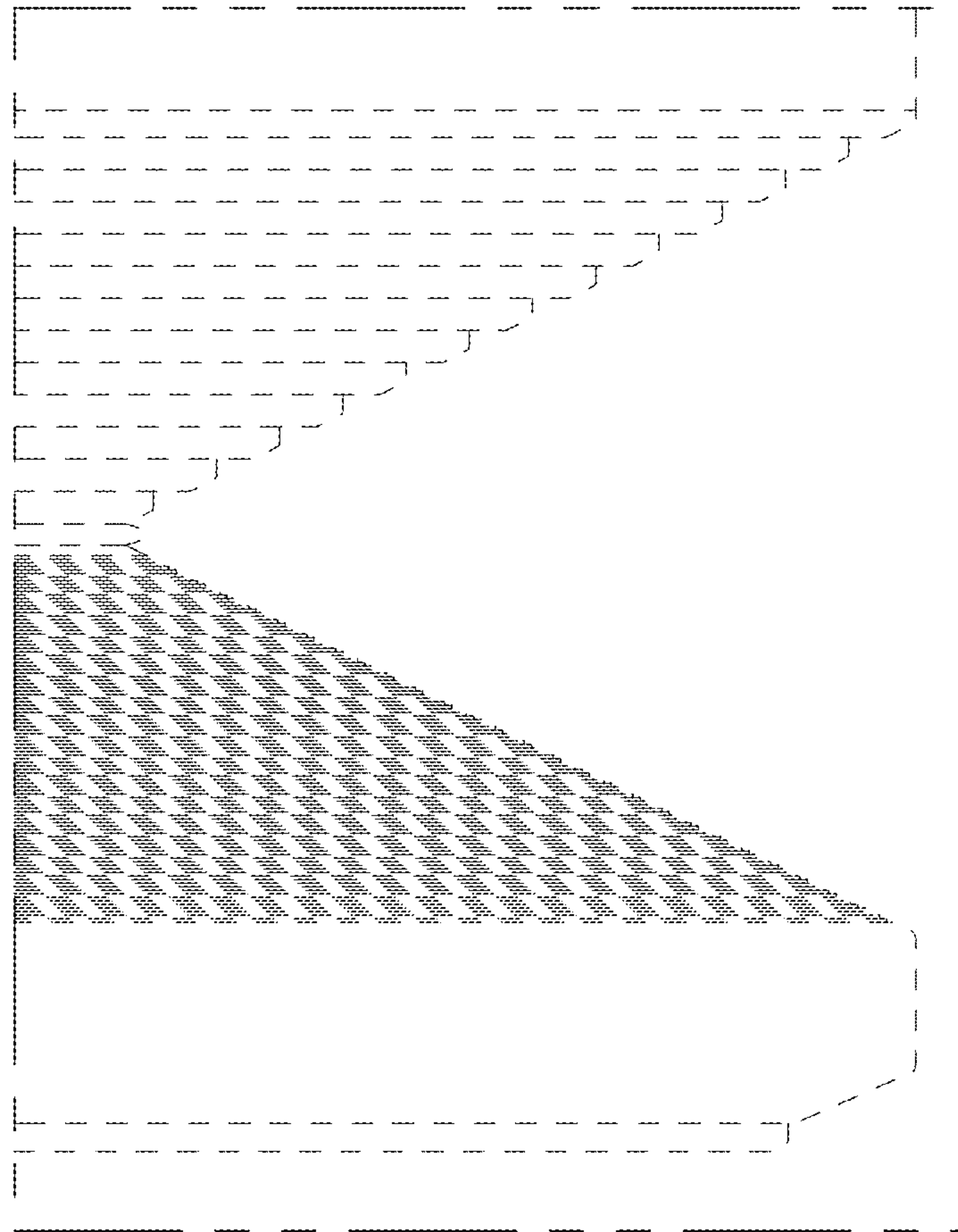


FIG. 12

