



US00D955522S

(12) **United States Design Patent** (10) **Patent No.:** **US D955,522 S**
Song (45) **Date of Patent:** **** Jun. 21, 2022**

(54) **HORIZONTAL BAR**

(71) Applicant: **Guide Song**, Shandong (CN)

(72) Inventor: **Guide Song**, Shandong (CN)

(**) Term: **15 Years**

(21) Appl. No.: **29/700,914**

(22) Filed: **Aug. 7, 2019**

(51) **LOC (13) Cl.** **21-02**

(52) **U.S. Cl.**
USPC **D21/797**

(58) **Field of Classification Search**
USPC D21/662, 686, 677, 679, 692, 694, 703,
D21/715, 765, 82, 756, 691; D6/334,
D6/335, 336, 347, 362, 368, 370, 371,
D6/372, 373, 374, 375, 376, 379, 380,
D6/715, 716.1, 716.2, 716.3, 716.4
CPC A63B 21/0004; A63B 3/00; A63B 1/00
See application file for complete search history.

(56) **References Cited**

U.S. PATENT DOCUMENTS

1,495,536 A *	5/1924	Smith	A63B 1/005 482/38
4,241,914 A *	12/1980	Bushnell	A63B 1/00 482/130
5,536,222 A *	7/1996	Banda	A63B 21/078 482/148
5,718,344 A *	2/1998	Joldeson	A47F 5/13 211/182
D617,400 S *	6/2010	Hetzel	D21/691
2005/0009671 A1 *	1/2005	Hummer	A63B 71/0036 482/94

OTHER PUBLICATIONS

Fitness gymnastics training adjustable horizontal, [online], [site visited Feb. 17, 2021]. Available from internet, URL: https://www.amazon.com/Fitness-Gymnastics-Training-Adjustable-Horizontal/dp/B07DPQ36VS/ref=sr_1_1?dchild=1&keywords=shiwei+tj+fitness+gymnastics&qid=1613611262&sr=8-1 (Year: 2019).*
Gymnastics adjustable barney hardwood, [online], [site visited Feb. 17, 2021]. Available from internet, URL: https://www.amazon.com/Gymnastics-Adjustable-Barney-Hardwood-Gym2dance/dp/B017X98EVM/ref=sr_1_35?dchild=1&keywords=GYMNASTICS+BAR+ADJUSTABLE&qid=1613611355&sr=8-35 (Year: 2015).*

* cited by examiner

Primary Examiner — Khawaja Anwar
Assistant Examiner — Julice Seung Eun Oum


(57) **CLAIM**

The ornamental design for a horizontal bar, as shown and described.

DESCRIPTION

FIG. 1 is a perspective view of a horizontal bar showing my new design;
FIG. 2 is a front elevation view thereof;
FIG. 3 is a rear elevation view thereof;
FIG. 4 is a left side elevation view thereof;
FIG. 5 is a right side elevation view thereof;
FIG. 6 is a top plan view thereof; and,
FIG. 7 is a bottom plan view thereof.

1 Claim, 7 Drawing Sheets



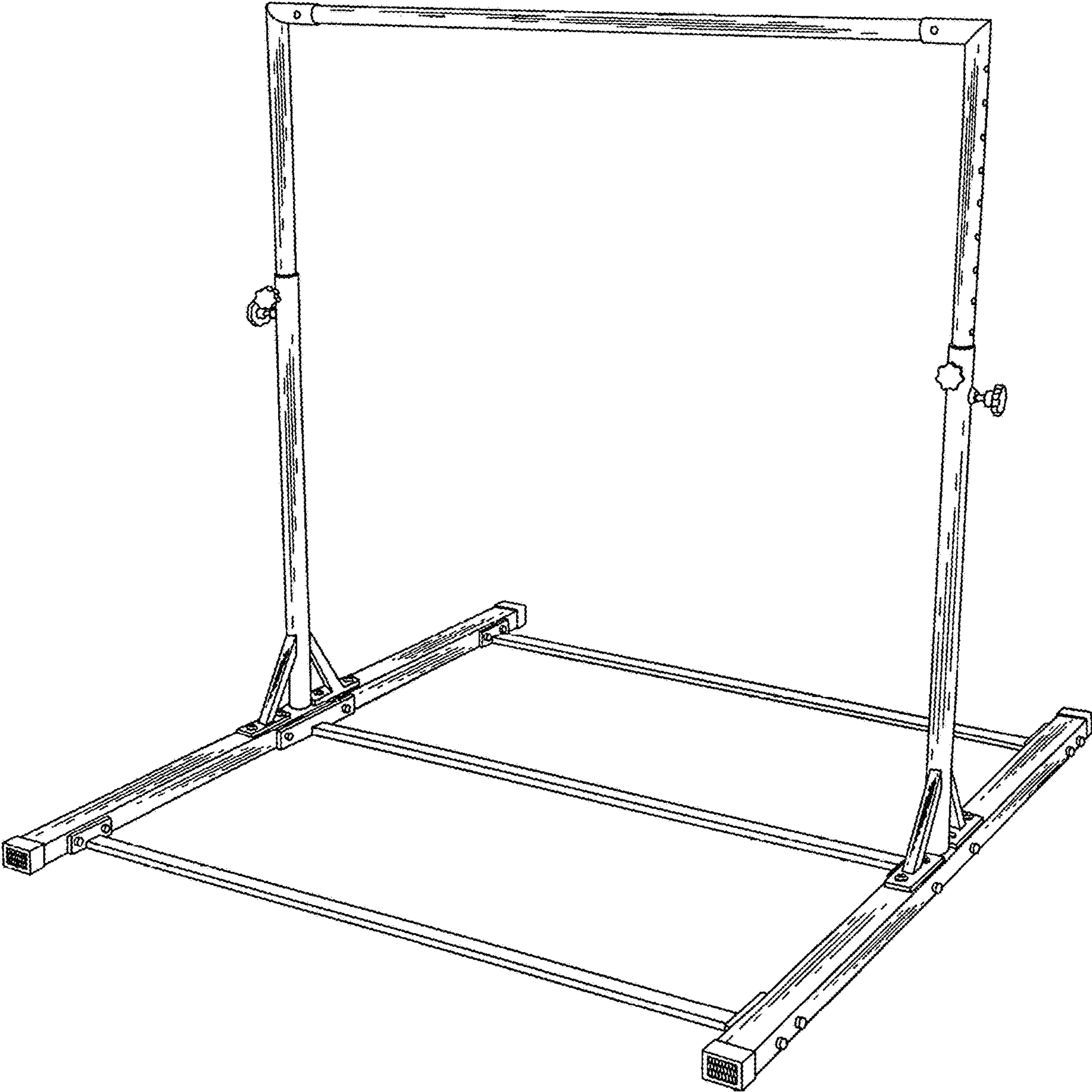


FIG. 1




FIG. 2




FIG. 3

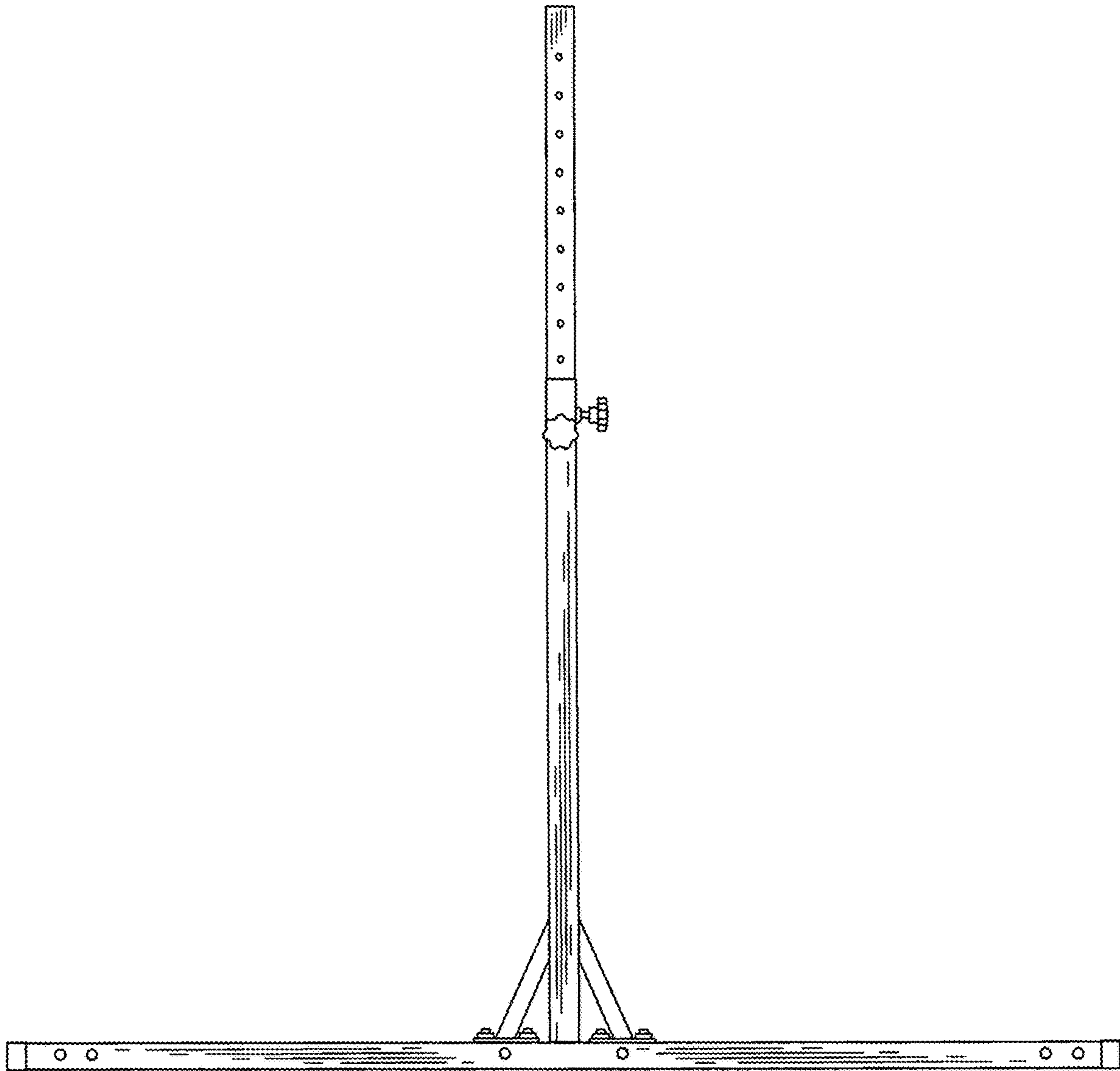


FIG. 4

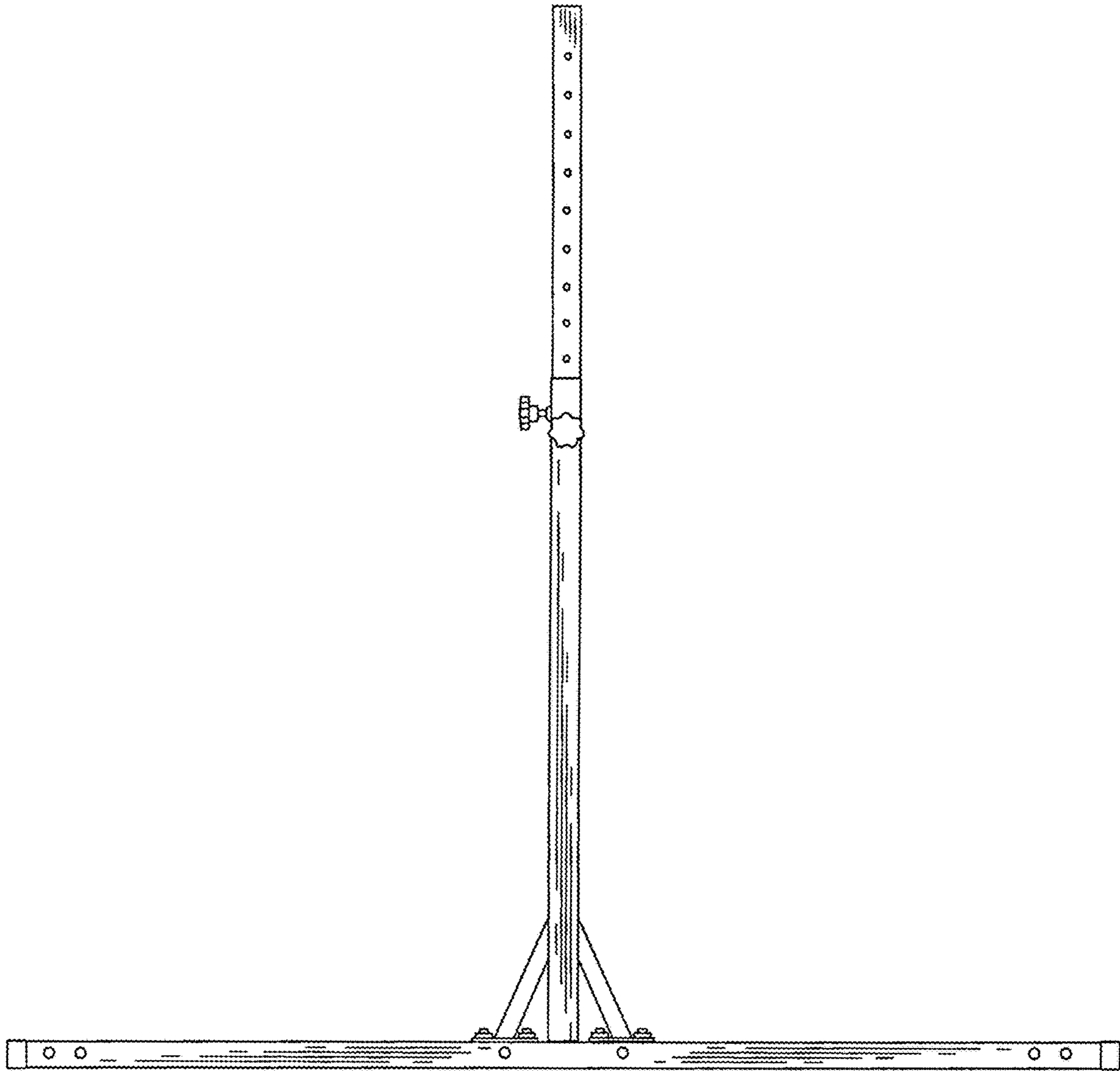


FIG. 5




FIG. 6




FIG. 7