



US00D955513S

(12) **United States Design Patent**
Zhou

(10) **Patent No.:** **US D955,513 S**
(45) **Date of Patent:** **** Jun. 21, 2022**

(54) **BALANCE BOARD**

(71) Applicant: **Songhua Zhou**, Haining (CN)

(72) Inventor: **Songhua Zhou**, Haining (CN)

(**) Term: **15 Years**

(21) Appl. No.: **29/795,958**

(22) Filed: **Jun. 22, 2021**

(51) **LOC (13) Cl.** **21-02**

(52) **U.S. Cl.**
USPC **D21/688**

(58) **Field of Classification Search**
USPC D21/662, 686, 671, 685, 688, 689;
D24/183

See application file for complete search history.

(56) **References Cited**

U.S. PATENT DOCUMENTS

D681,138 S *	4/2013	Hodgkins	D21/686
D731,816 S *	6/2015	Edgemon	D6/601
D797,212 S	9/2017	Polinsky		
D805,323 S *	12/2017	Chan	D6/601
D827,061 S *	8/2018	Trenkle	D21/686
D870,828 S	12/2019	Dicharry		
D875,194 S *	2/2020	Zhou	D21/688
D895,738 S *	9/2020	Ying	D21/662
D910,125 S *	2/2021	Liu	D21/688
D916,218 S *	4/2021	Lu	D21/688
D939,865 S *	1/2022	Wang	D6/601
D942,565 S *	2/2022	Hu	D21/688
D944,562 S *	3/2022	Cai	D6/601
D946,095 S *	3/2022	Hunt	D21/686

OTHER PUBLICATIONS

Yes4all, announced 2014[online], [site visited May 3, 2022]. Available on internet, URL:https://www.amazon.com/Yes4All-Wobble-Balance-Standing-Anti-Fatigue/dp/B085XSB71V/ref(Year: 2014).*
StrongTek, announced 2018[online], [site visited May 3, 2022]. Available on internet, URL:https://www.amazon.com/StrongTek-Anti-Fatigue-Accessory-Exerciser-Balancing/dp/B07FNBFK9V/ref(Year: 2018).*

* cited by examiner

Primary Examiner — Khawaja Anwar
Assistant Examiner — Julice Seung Eun Oum

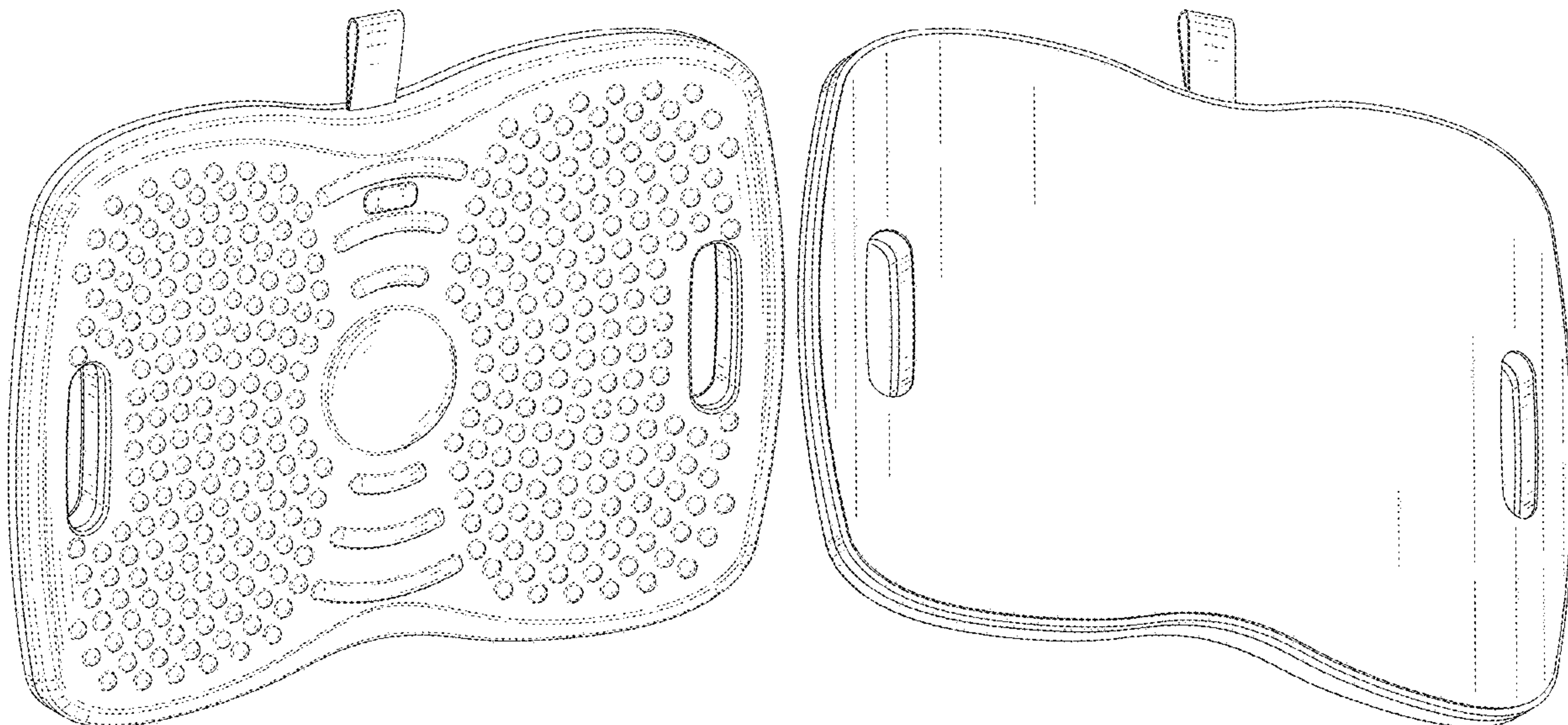
(57) **CLAIM**

The ornamental design for a balance board, as shown and described.

DESCRIPTION

FIG. 1 is a perspective view of a balance board showing my new design;
FIG. 2 is another perspective view thereof;
FIG. 3 is a front elevational view thereof;
FIG. 4 is a rear elevational view thereof;
FIG. 5 is a left side elevational view thereof;
FIG. 6 is a right side elevational view thereof;
FIG. 7 is a top plan view thereof; and,
FIG. 8 is a bottom plan view thereof.

1 Claim, 8 Drawing Sheets



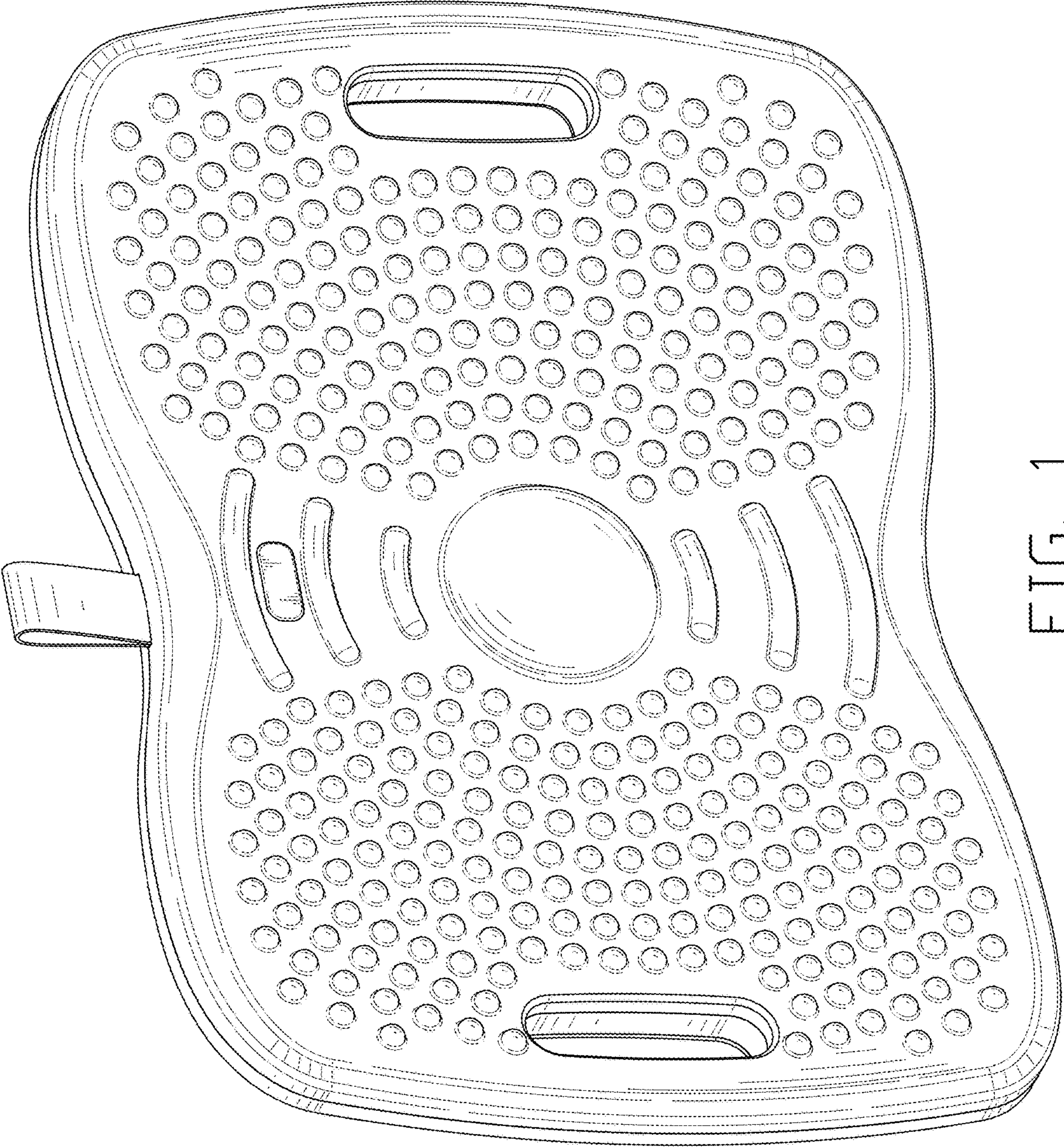


FIG. 1



FIG. 2

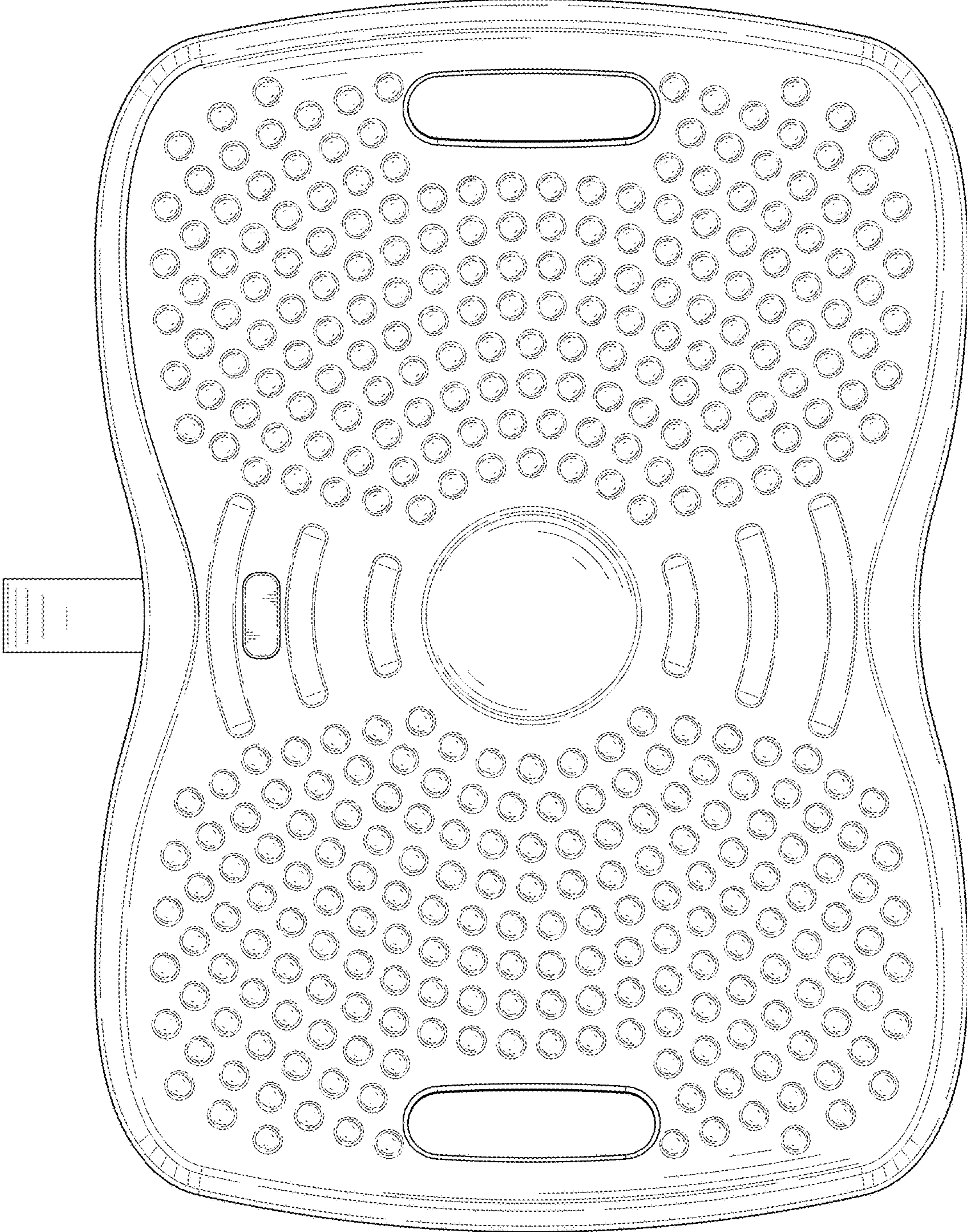


FIG. 3

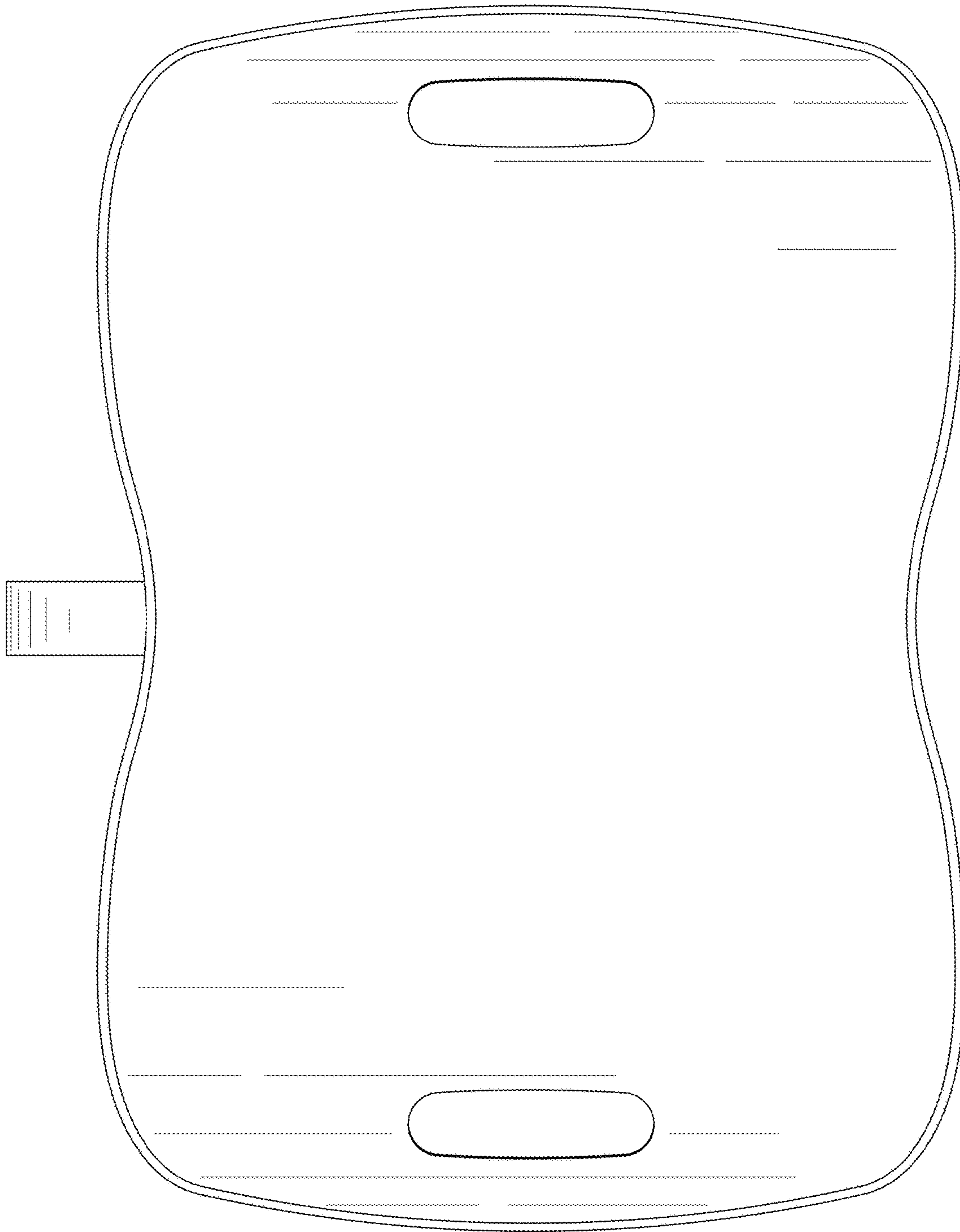


FIG. 4

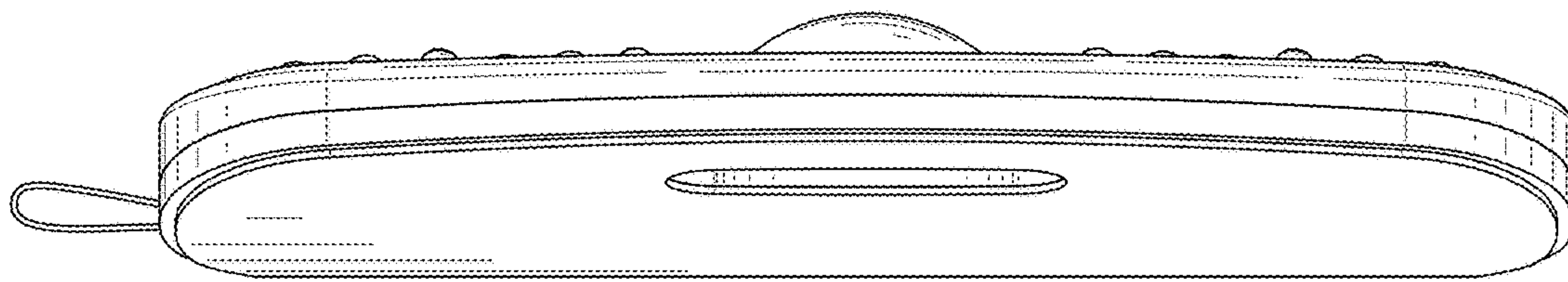


FIG. 5

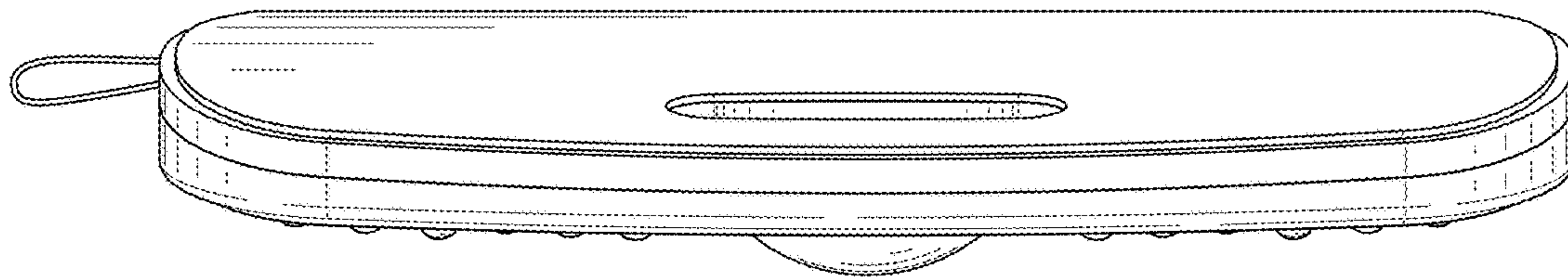


FIG. 6

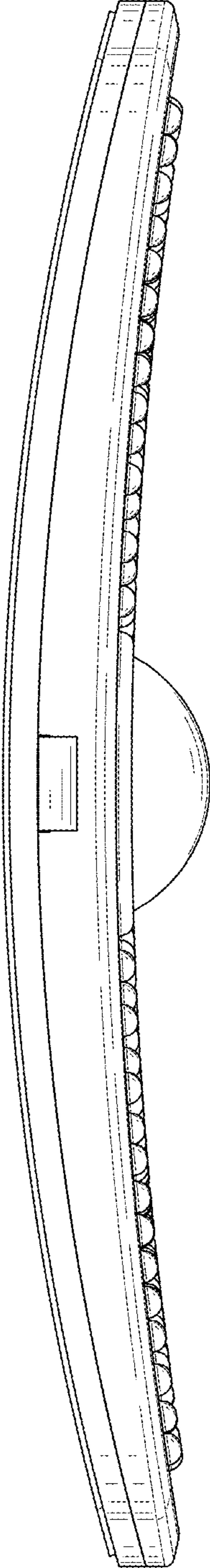


FIG. 7

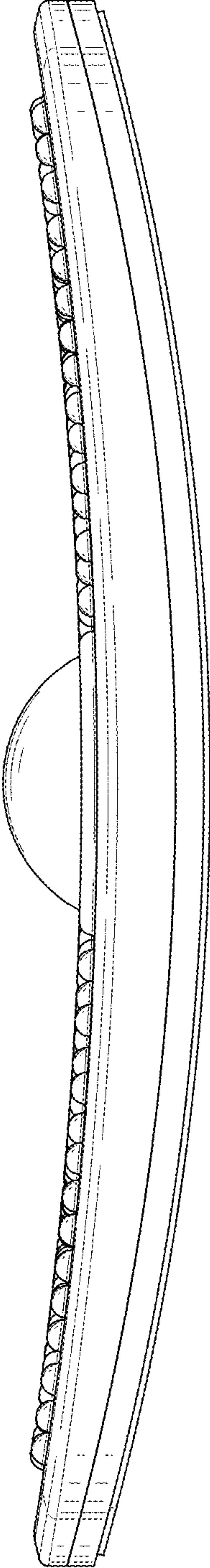


FIG. 8