



US00D955477S

(12) **United States Design Patent**
Pidwell et al.

(10) **Patent No.:** **US D955,477 S**
(45) **Date of Patent:** **** Jun. 21, 2022**

(54) **MARKERBOARD**

(71) Applicant: **KRUEGER INTERNATIONAL, INC.**, Green Bay, WI (US)

(72) Inventors: **Jonathan J. Pidwell**, Tauberbischofsheim (DE); **Tobias G. Greissing**, Wittighausen (DE)

(73) Assignee: **KRUEGER INTERNATIONAL, INC.**, Green Bay, WI (US)

(**) Term: **15 Years**

(21) Appl. No.: **29/767,909**

(22) Filed: **Jan. 26, 2021**

(51) **LOC (13) Cl.** **19-06**

(52) **U.S. Cl.**
USPC **D19/113**

(58) **Field of Classification Search**
USPC D21/329, 350, 468, 469; D14/305, 322, D14/334-347, 403, 440; D19/113
CPC B43L 5/02; B43L 5/00; B43L 1/00
See application file for complete search history.

(56) **References Cited**

U.S. PATENT DOCUMENTS

D268,936 S 5/1983 Berinson
D279,489 S * 7/1985 Mak D21/469
(Continued)

FOREIGN PATENT DOCUMENTS

IN 285142-0001 * 2/2018
JP D1615157 * 10/2018

OTHER PUBLICATIONS

Ideehome S Moderations, imsinne GmbH.shop, no date published, date retrieved Apr. 2, 2022-29767909-<https://imsinne.shop/collections/sets/products/ideehome-s-mobiles-whiteboard-set> (Year: 2022).*

Primary Examiner — Jennifer L Rempfer
Assistant Examiner — Danielle Nichole Bowly
(74) *Attorney, Agent, or Firm* — Andrus Intellectual Property Law, LLP

(57) **CLAIM**

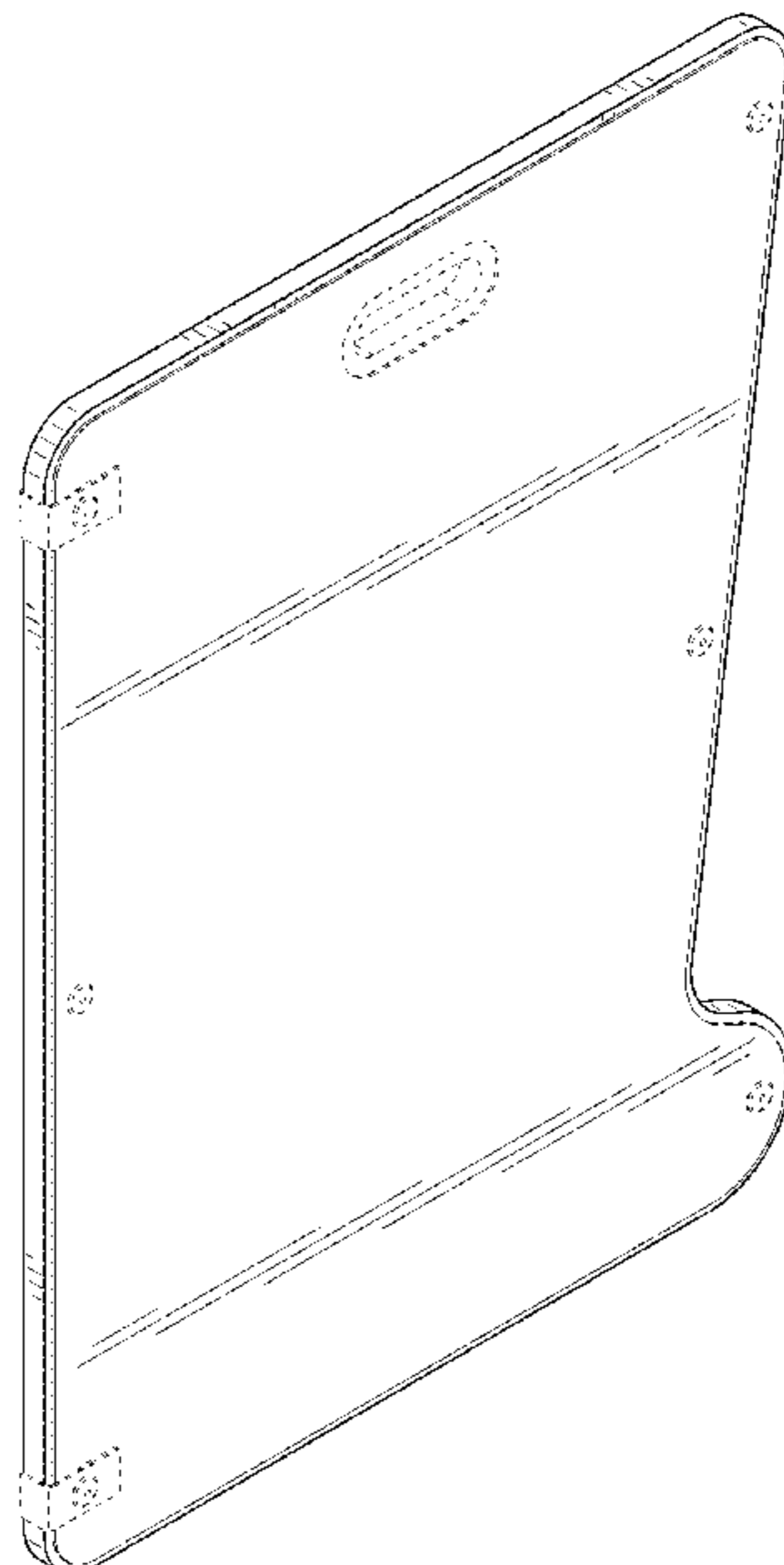
The ornamental design of a markerboard, as shown and described.

DESCRIPTION

FIG. 1 is a front isometric view of the markerboard; FIG. 2 is a front elevation view thereof; FIG. 3 is a back elevation view thereof; FIG. 4 is a right side elevation view thereof; FIG. 5 is a left side elevation view thereof; FIG. 6 is a top plan view thereof; FIG. 7 is a bottom plan view thereof; FIG. 8 is a front isometric view of a second embodiment of the markerboard; FIG. 9 is a front elevation view thereof; FIG. 10 is a back elevation view thereof; FIG. 11 is a right side elevation view thereof; FIG. 12 is a left side elevation view thereof; FIG. 13 is a top plan view thereof; FIG. 14 is a bottom plan view thereof; FIG. 15 is a front isometric view of a third embodiment of the markerboard; FIG. 16 is a front elevation view thereof; FIG. 17 is a back elevation view thereof; FIG. 18 is a right side elevation view thereof; FIG. 19 is a left side elevation view thereof; FIG. 20 is a top plan view thereof; and, FIG. 21 is a bottom plan view thereof.

The broken lines shown in the drawing views are included for purposes of illustrating environment and form no part of the claimed design.

1 Claim, 15 Drawing Sheets



(56)

References Cited

U.S. PATENT DOCUMENTS

D315,366	S	*	3/1991	Greenspahn	D19/113
D331,608	S	*	12/1992	Heiss	D21/469
D344,975	S	*	3/1994	Tarozzi	D21/469
5,393,231	A	*	2/1995	Mak	B43L 1/123 434/410
D356,335	S	*	3/1995	Mak	D19/113
D361,597	S	*	8/1995	Billings	D21/469
D384,980	S	*	10/1997	Willems	D21/329
D419,599	S	*	1/2000	Mak	D21/469
D492,303	S	*	6/2004	Schlieffers	D14/341
D532,822	S	*	11/2006	White	D19/113
D591,801	S	*	5/2009	Mak	D21/469
D593,156	S		5/2009	Vasconcelos		
D627,822	S		11/2010	Ho et al.		
D669,531	S		10/2012	Kong et al.		
D679,674	S	*	4/2013	Duc	D14/347
D708,838	S	*	7/2014	Lee	D14/440
D732,532	S	*	6/2015	Lee	D14/374
D744,034	S		11/2015	Nguyen		
D755,785	S	*	5/2016	Sirotych	D14/341
D852,800	S	*	7/2019	Casilio	D14/440
D867,452	S		11/2019	Morris		
D875,831	S		2/2020	Jiang		
D911,334	S	*	2/2021	Löfberg	D14/389

* cited by examiner

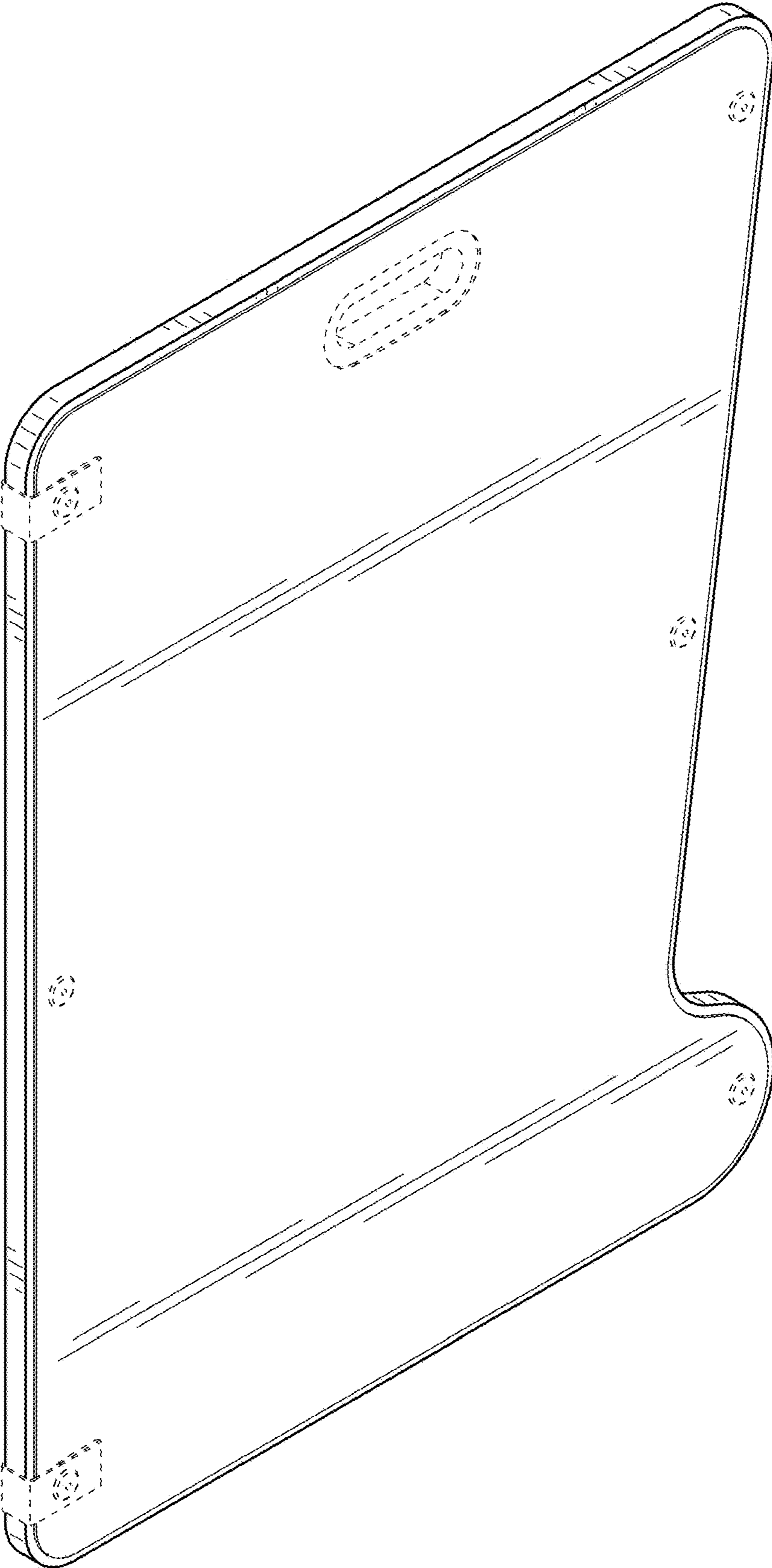


FIG. 1




FIG. 2

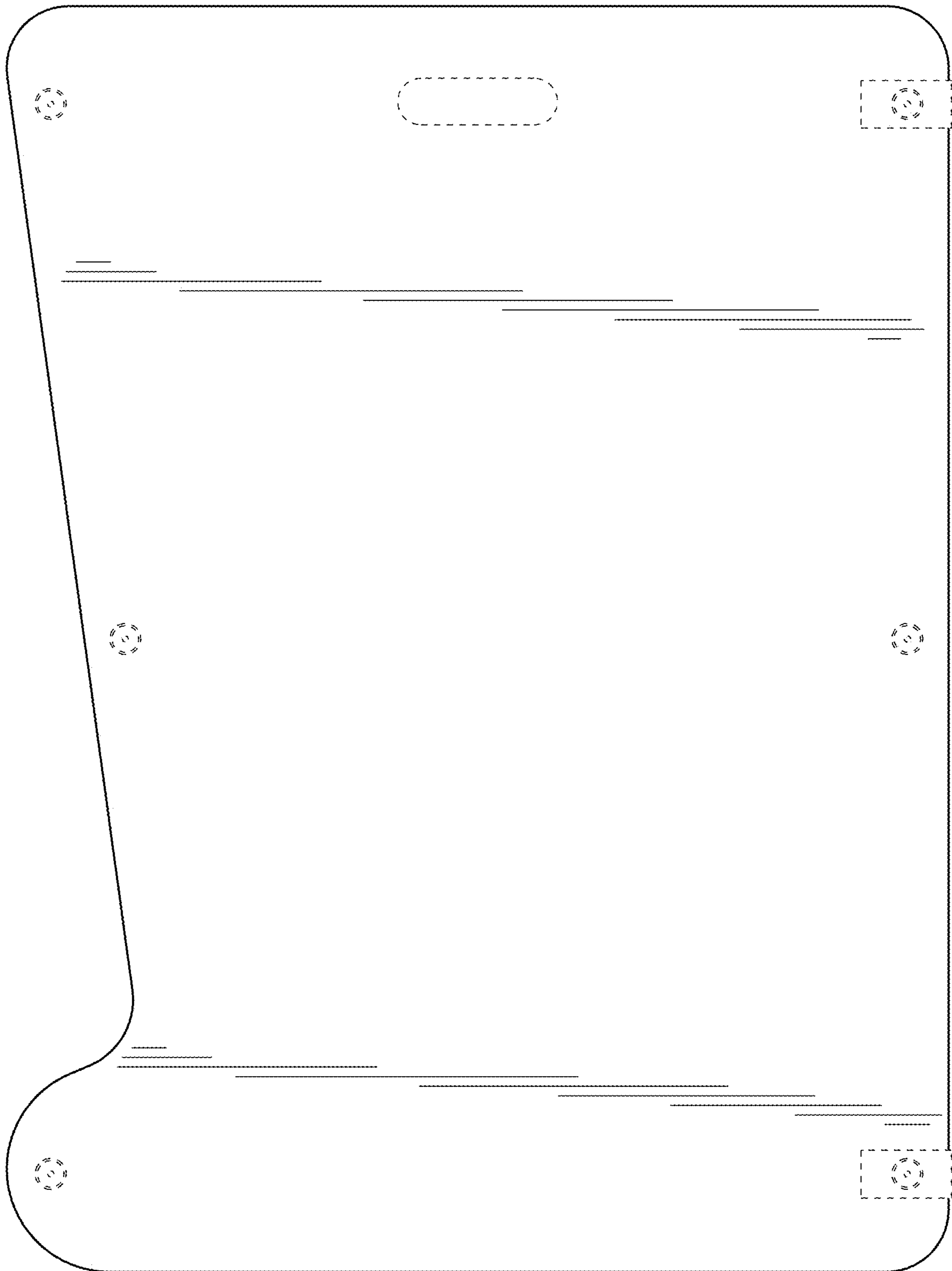


FIG. 3

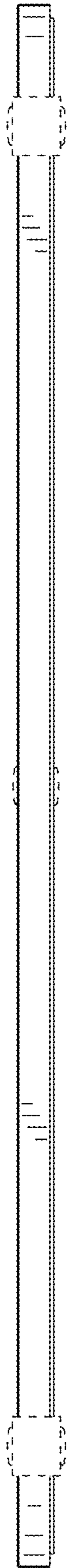


FIG. 4

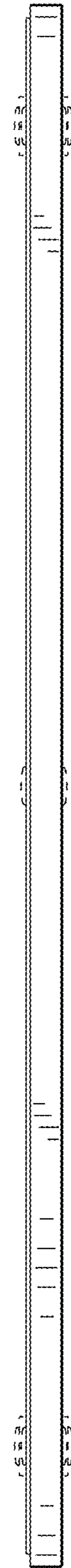


FIG. 5

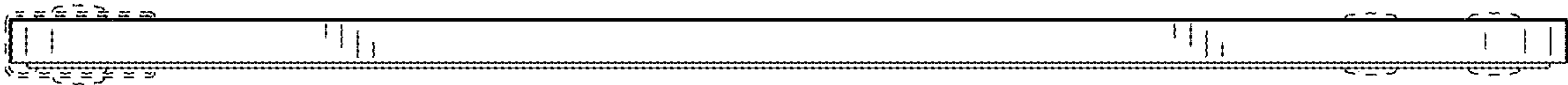


FIG. 6



FIG. 7




FIG. 8

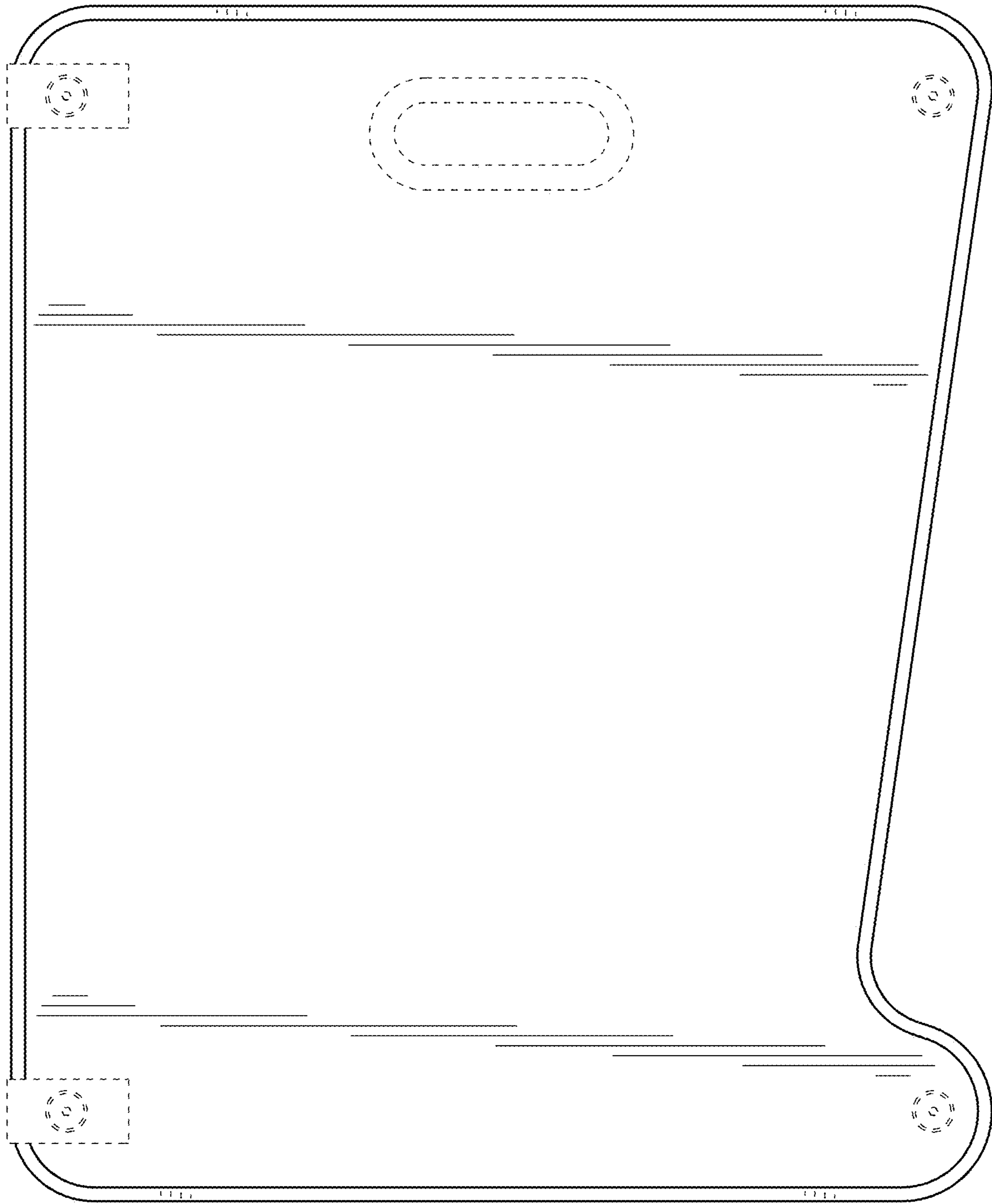


FIG. 9




FIG. 10

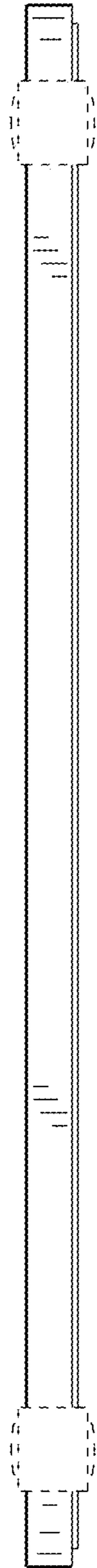


FIG. 11

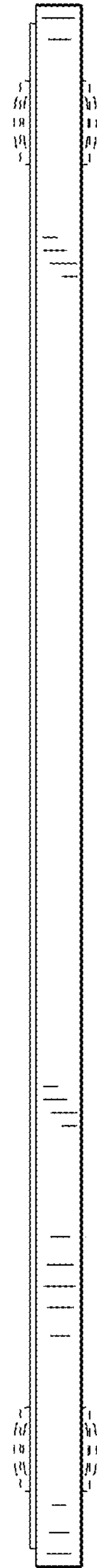


FIG. 12

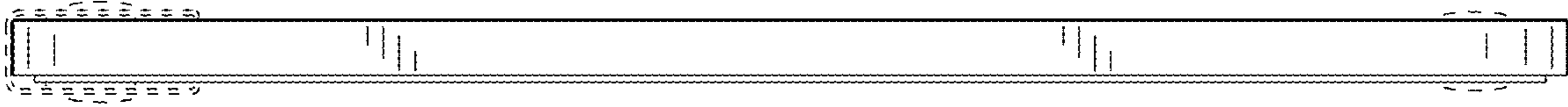


FIG. 13



FIG. 14

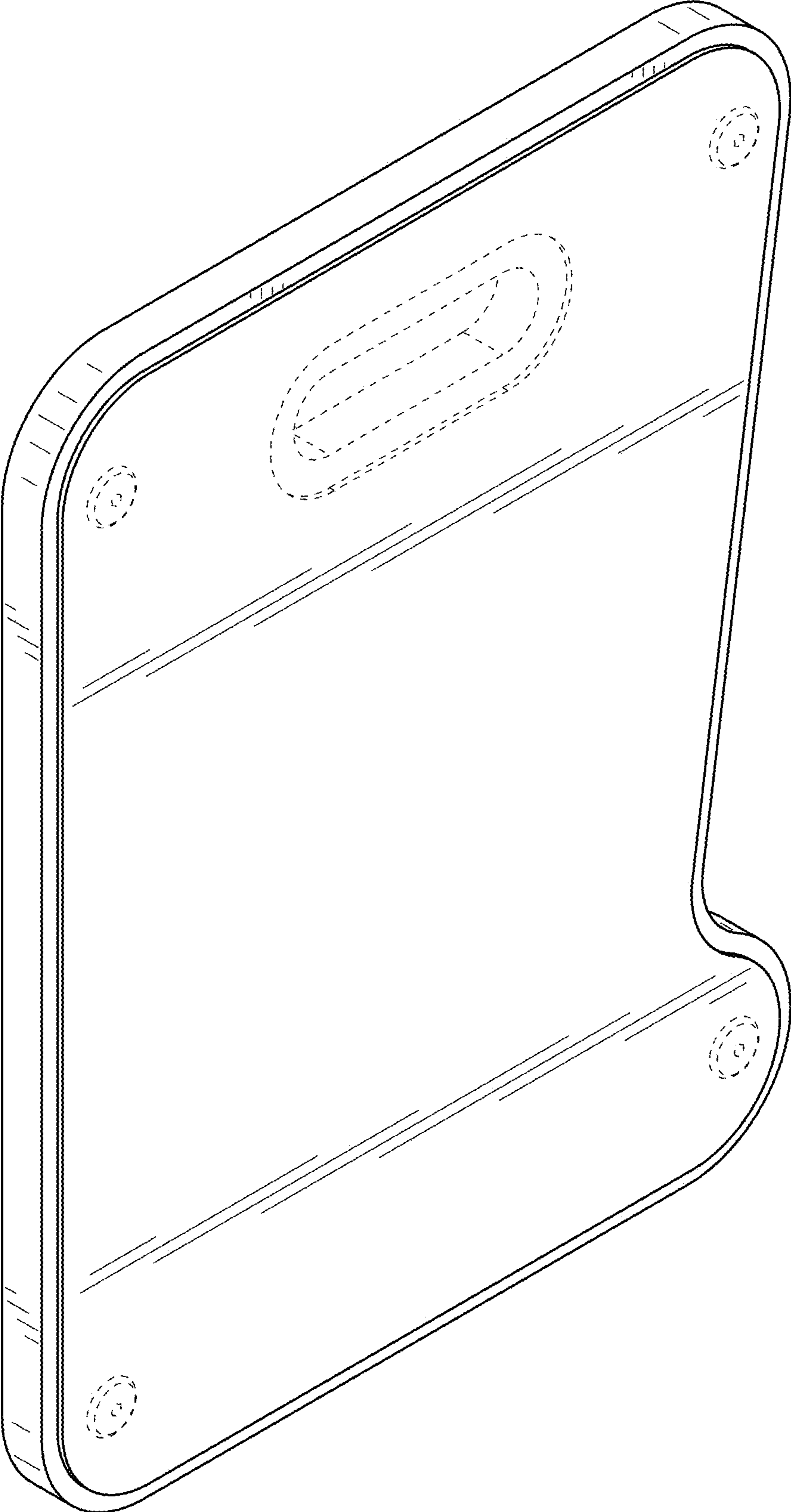


FIG. 15

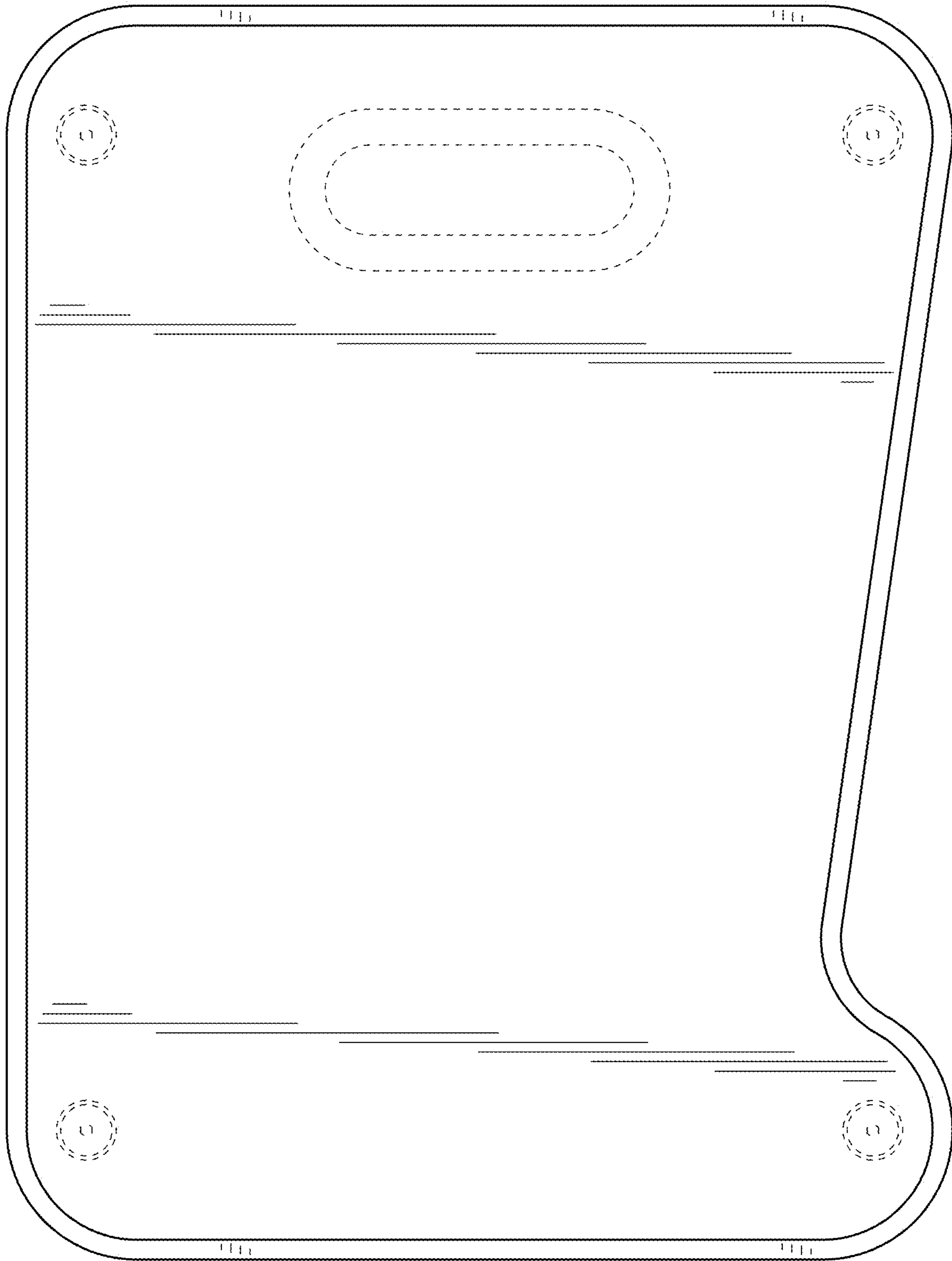


FIG. 16




FIG. 17

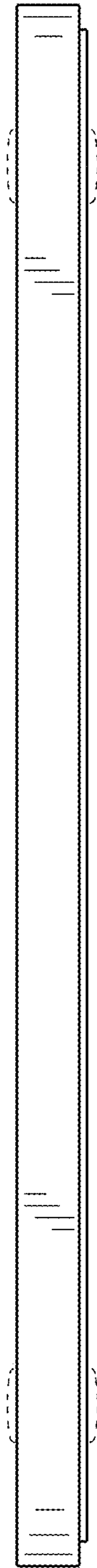


FIG. 18

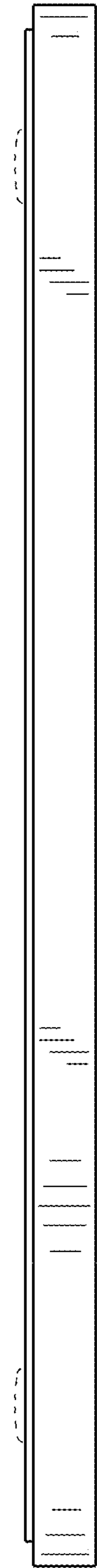


FIG. 19




FIG. 20

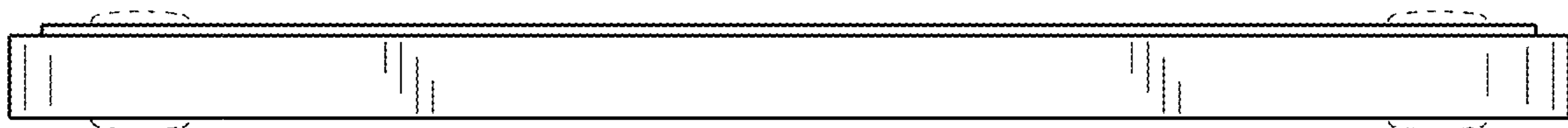


FIG. 21