



US00D955394S

(12) **United States Design Patent** (10) **Patent No.:** **US D955,394 S**
Koo et al. (45) **Date of Patent:** **** Jun. 21, 2022**

(54) **DISPLAY MODULE**

- (71) Applicant: **SAMSUNG DISPLAY CO., LTD.**,
Yongin-si (KR)
- (72) Inventors: **Yong Woo Koo**, Asan-si (KR); **Kyung Hyun Ko**, Hwaseong-si (KR); **Duk Woon Choi**, Hwaseong-si (KR); **Jee Eun Kim**, Hwaseong-si (KR); **Jin Woo Jung**, Hwaseong-si (KR)
- (73) Assignee: **Samsung Display Co., Ltd.**, Yongin-si (KR)
- (**) Term: **15 Years**
- (21) Appl. No.: **29/709,509**
- (22) Filed: **Oct. 15, 2019**
- (30) **Foreign Application Priority Data**

Apr. 16, 2019 (KR) 30-2019-0017848

(51) **LOC (13) Cl.** **14-02**

(52) **U.S. Cl.**
USPC **D14/439**

(58) **Field of Classification Search**
USPC D14/125-134, 137, 138 R, 138 AA, D14/138 AB, 138 AC, 138 AD, 138 C, D14/138 G, 147, 203.1-203.8, 217, 218, D14/238.1, 247, 248, 250, 257, 299, D14/315-318, 332, 336, 341-347, 371, D14/374-377, 388, 389, 420, 424, 426, D14/429, 432, 489, 492, 496, 425, D14/433-453, 464, 468, 469, 471, 511; D6/300-310; D10/50, 65, 85, 98, 104.1; D16/241; D17/24, 99; D18/4.6, 6; D20/10, 19, 39; D21/329, 330, 517
(Continued)

(56) **References Cited**

U.S. PATENT DOCUMENTS

- D661,707 S * 6/2012 Akana D14/496
- D697,511 S * 1/2014 Andre H05K 5/0247
D14/439

(Continued)

OTHER PUBLICATIONS

U.S. Notice of Allowance from U.S. Appl. No. 29/709,501, dated Feb. 7, 2022, 10 pages.

Primary Examiner — Kathleen L Jones

(74) *Attorney, Agent, or Firm* — Lewis Roca Rothgerber Christie LLP

(57) **CLAIM**

The ornamental design for a display module, as shown and described.

DESCRIPTION

FIG. 1 is a top, front, and right side perspective view of the display module;

FIG. 2 is a front elevation view thereof;

FIG. 3 is a rear elevation view thereof;

FIG. 4 is a left side elevation view thereof;

FIG. 5 is a right side elevation view thereof;

FIG. 6 is a top plan view thereof;

FIG. 7 is a bottom plan view thereof;

FIG. 8 is an enlarged view of an upper region of FIG. 4;

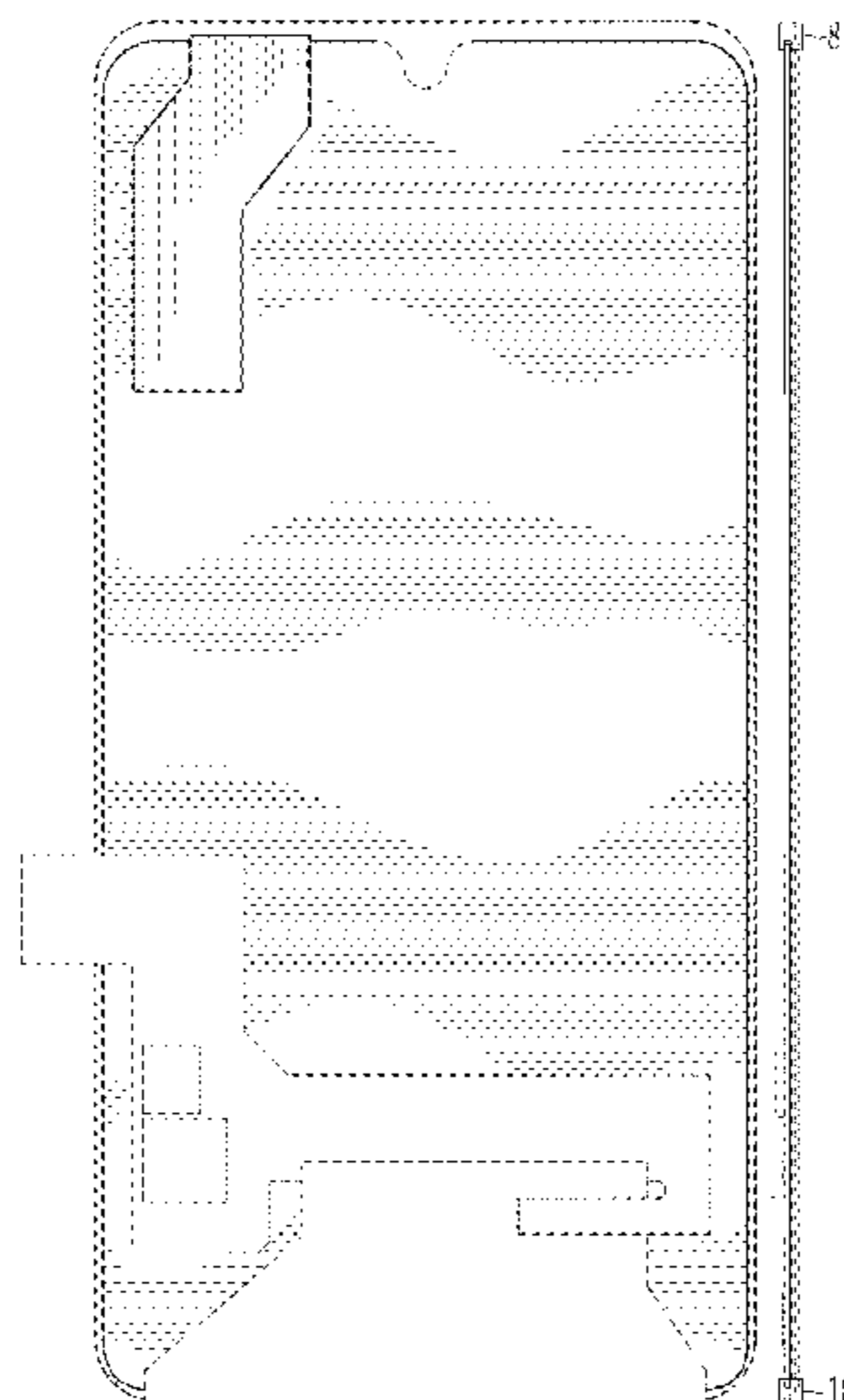
FIG. 9 is an enlarged view of an upper region of FIG. 5;

FIG. 10 is an enlarged view of a lower region of FIG. 4; and,

FIG. 11 is an enlarged view of a lower region of FIG. 5.

The evenly-spaced broken lines depict portions of the display module in which the design is embodied that form no part of the claimed design. The square features associated with 8-11 labels in FIGS. 4 and 5, as well as the dot dash broken line squares in FIGS. 8-11, are included to indicate enlarged views and form no part of the claimed design.

1 Claim, 7 Drawing Sheets



US D955,394 S

Page 2

(58) **Field of Classification Search**

CPC . A63H 33/3016; G06F 1/1613; G06F 1/1641;
G06F 1/1643; G06F 1/1647; G06F
1/1626; G06F 3/04883; G06F 3/0486;
G06F 3/04847; G06F 3/04845; G06F
3/0484; G06F 3/04817; H04B 1/3838;
H04M 1/0235; H04M 1/0237; H04M
1/0239; H04M 1/0268; H04M 1/027;
H04M 1/0295; H04M 1/02; H04M
1/0279; H04M 1/0277; H04M 1/0266;
H04M 1/0202; H04M 1/026; H04M
1/0281; H04M 1/0283; H04N 13/045;
H05K 5/0017; H05K 5/02; H05K 5/0217;
H05K 5/0004; H05K 5/0247

See application file for complete search history.

(56) **References Cited**

U.S. PATENT DOCUMENTS

D771,025 S * 11/2016 Lee D14/248
D804,464 S * 12/2017 Lamb D14/250

D832,829 S * 11/2018 Kwon D14/248
D832,850 S * 11/2018 Oh D14/439
D893,490 S * 8/2020 Akana H05K 5/0247
D14/439
D895,627 S * 9/2020 Akana D14/439
D905,695 S * 12/2020 Akana D14/439
D908,706 S * 1/2021 Ahn D14/439
D908,707 S * 1/2021 Cho D14/439
D911,196 S * 2/2021 Hong D10/85
D912,057 S * 3/2021 Chang D14/439
D922,972 S * 6/2021 Park D14/126
D925,541 S * 7/2021 Ahn D14/439
D926,192 S * 7/2021 Chang D14/439
D929,381 S * 8/2021 Tien D14/250
11,086,431 B2 * 8/2021 Yeom G06F 3/04883
D930,640 S * 9/2021 Yeo D14/250
D934,220 S * 10/2021 Chen D3/249
D934,863 S * 11/2021 Rizvi D14/374
D938,436 S * 12/2021 Gu D14/448
D939,491 S * 12/2021 Kim D14/250
D939,493 S * 12/2021 Liu D14/250
11,259,419 B2 * 2/2022 Ahn H05K 3/46
2021/0216160 A1 * 7/2021 Lee G06F 3/04883

* cited by examiner

FIG. 1




FIG. 2




FIG. 3

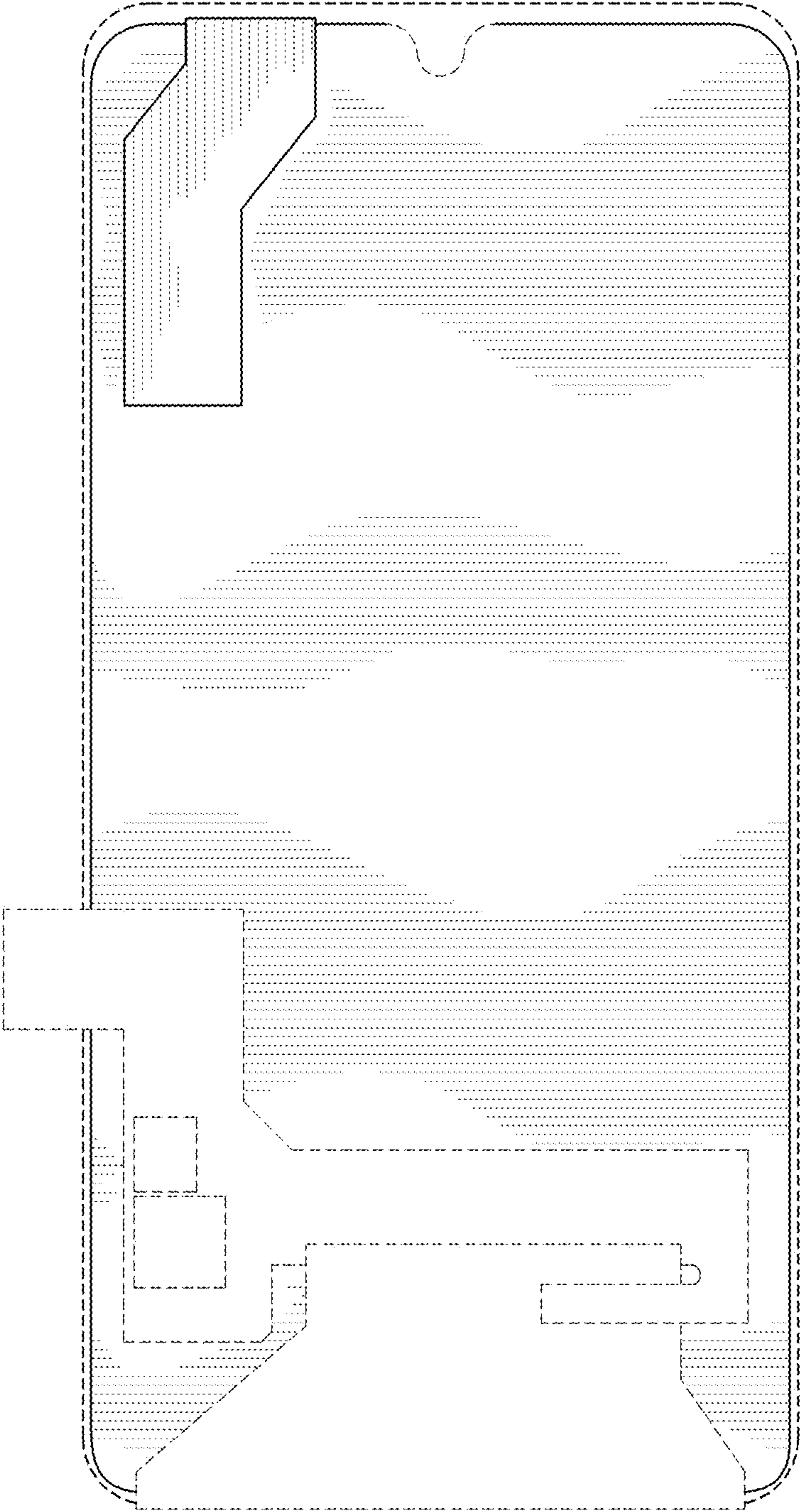


FIG. 4

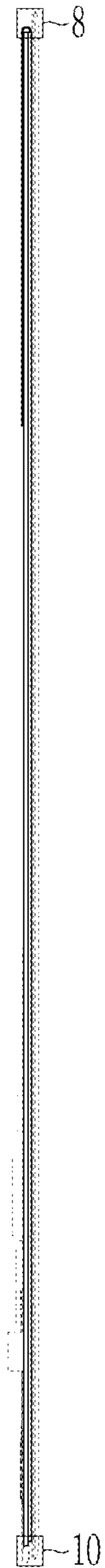


FIG. 5




FIG. 6




FIG. 7




FIG. 8

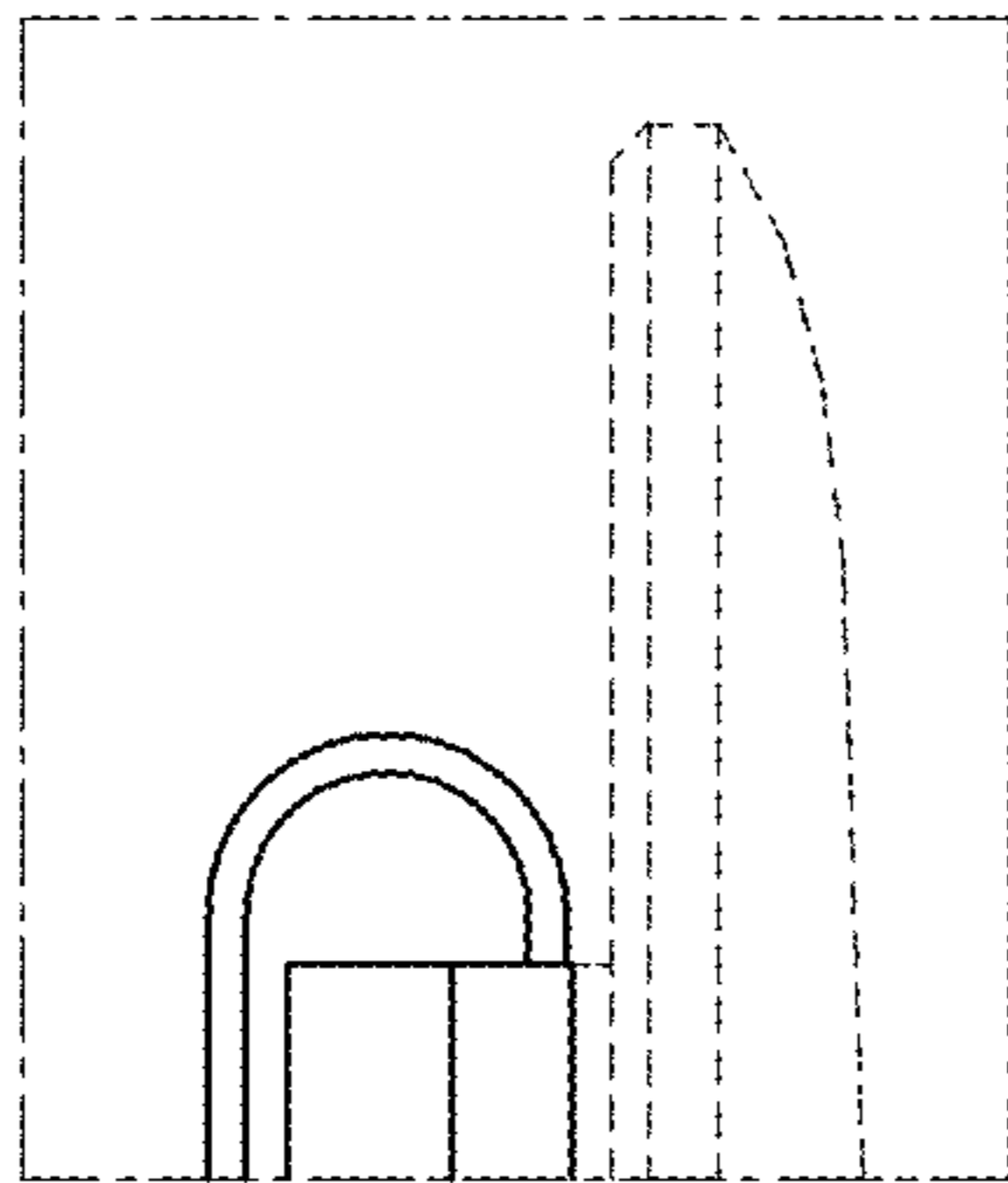


FIG. 9

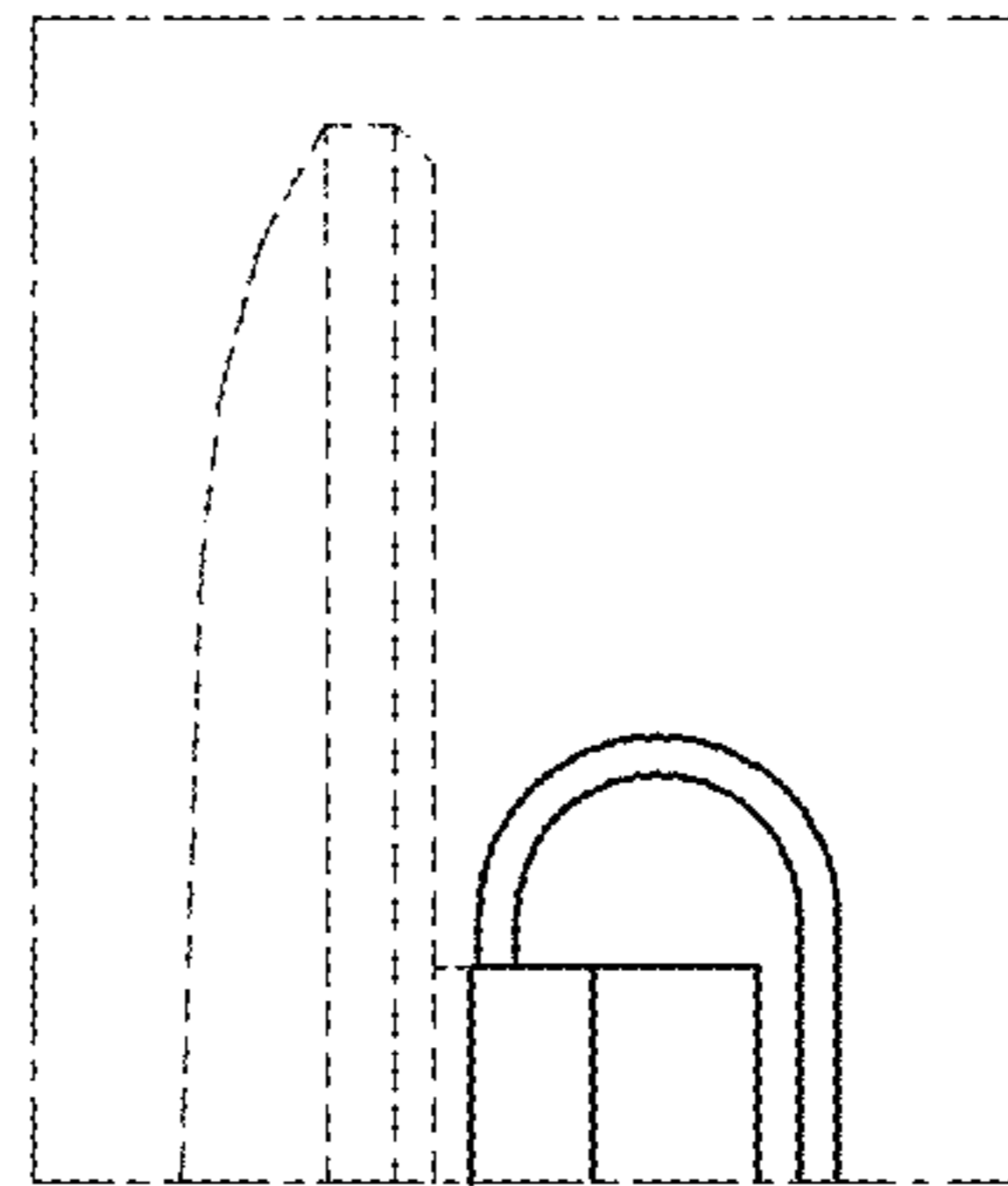


FIG. 10

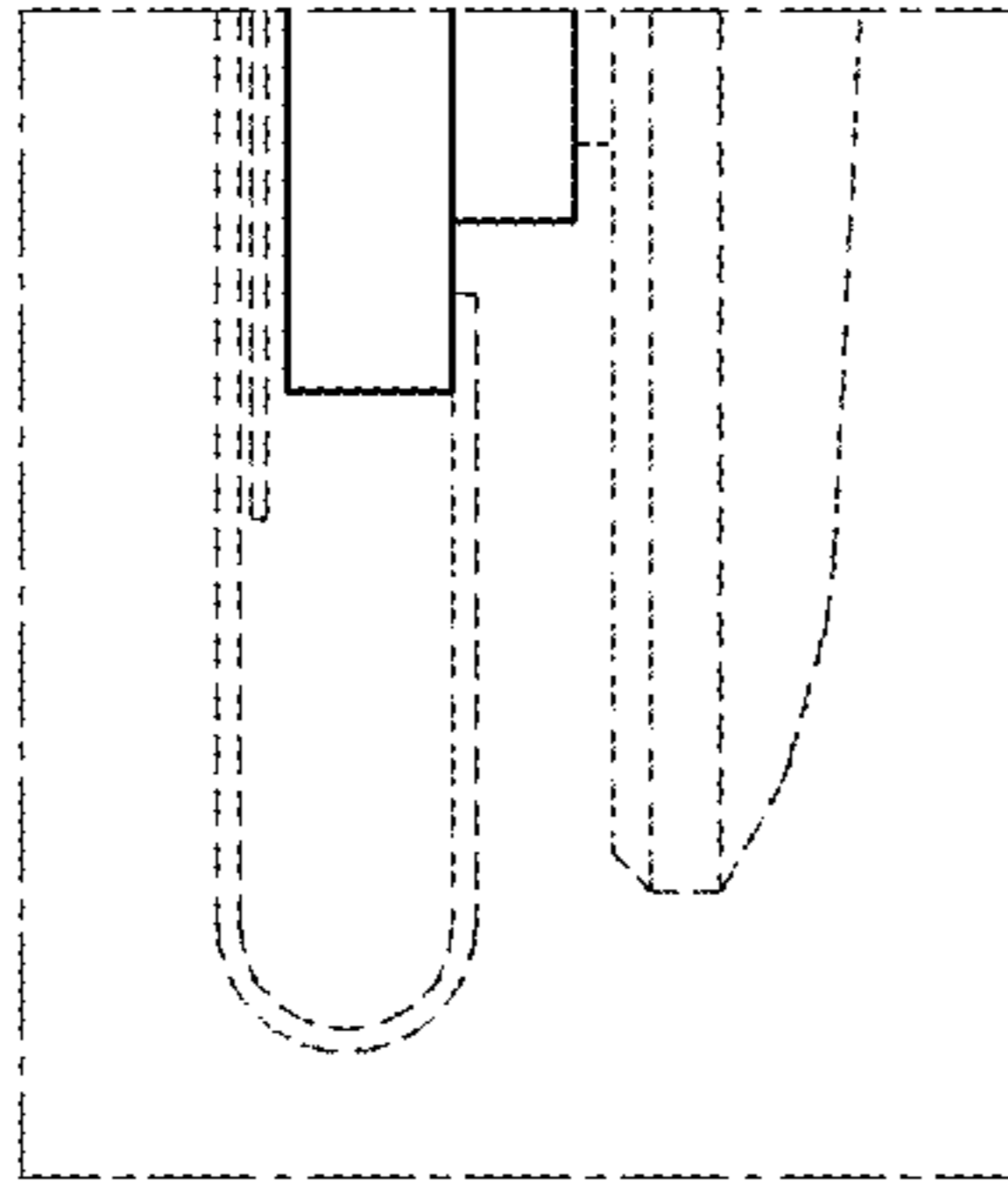


FIG. 11

