

US00D955392S

(12) **United States Design Patent**  
**Fabrizio**

(10) **Patent No.:** **US D955,392 S**  
(45) **Date of Patent:** **\*\* Jun. 21, 2022**

(54) **TERMINAL FOR SMART CARD**

(74) *Attorney, Agent, or Firm* — Ladas & Parry LLP

(71) Applicant: **Smart Packaging Solutions**, Rousset (FR)

(72) Inventor: **Kevin Fabrizio**, Rousset (FR)

(57) **CLAIM**

(73) Assignee: **SMART PACKAGING SOLUTIONS**, Rousset (FR)

The ornamental design for a terminal for smart card, as shown and described.

(\*\*) Term: **15 Years**

(21) Appl. No.: **29/733,601**

**DESCRIPTION**

(22) Filed: **May 5, 2020**

The file of this patent contains at least one drawing/photograph executed in color. Copies of this patent with color drawing(s)/photograph(s) will be provided by the Office upon request and payment of the necessary fee.

(30) **Foreign Application Priority Data**

Mar. 18, 2020 (FR) ..... 2020-1280

FIG. 1 is a front elevational view of a first embodiment of terminal for smart card showing my new design;

(51) **LOC (13) Cl.** ..... **14-02**

FIG. 2 is a front elevational view of a second embodiment of terminal for smart card showing my new design;

(52) **U.S. Cl.**

USPC ..... **D14/437**; D14/436

FIG. 3 is a front elevational view of a third embodiment of terminal for smart card showing my new design;

(58) **Field of Classification Search**

USPC ..... D14/435, 436, 437, 432; D13/182; D19/9, 10

FIG. 4 is a front elevational view of a fourth embodiment of terminal for smart card showing my new design;

CPC ..... G06K 19/0723; G06K 19/0726; G06K 19/07722; G06K 19/07728; G06K 19/07747; G06K 19/07749; G06K

FIG. 5 is a front elevational view of a fifth embodiment of terminal for smart card showing my new design;

(Continued)

FIG. 6 is a front elevational view of a sixth embodiment of terminal for smart card showing my new design;

(56) **References Cited**

**U.S. PATENT DOCUMENTS**

D328,599 S \* 8/1992 Gloton ..... D13/182

FIG. 7 is a front elevational view of a seventh embodiment of terminal for smart card showing my new design;

D331,922 S \* 12/1992 Gloton ..... D14/437

FIG. 8 is a front elevational view of an eighth embodiment of terminal for smart card showing my new design;

(Continued)

FIG. 9 is a front elevational view of a ninth embodiment of terminal for smart card showing my new design;

**FOREIGN PATENT DOCUMENTS**

FR 1055052 \* 5/2020

FIG. 10 is a front elevational view of a tenth embodiment of terminal for smart card showing my new design; and,

FR 1055053 \* 5/2020

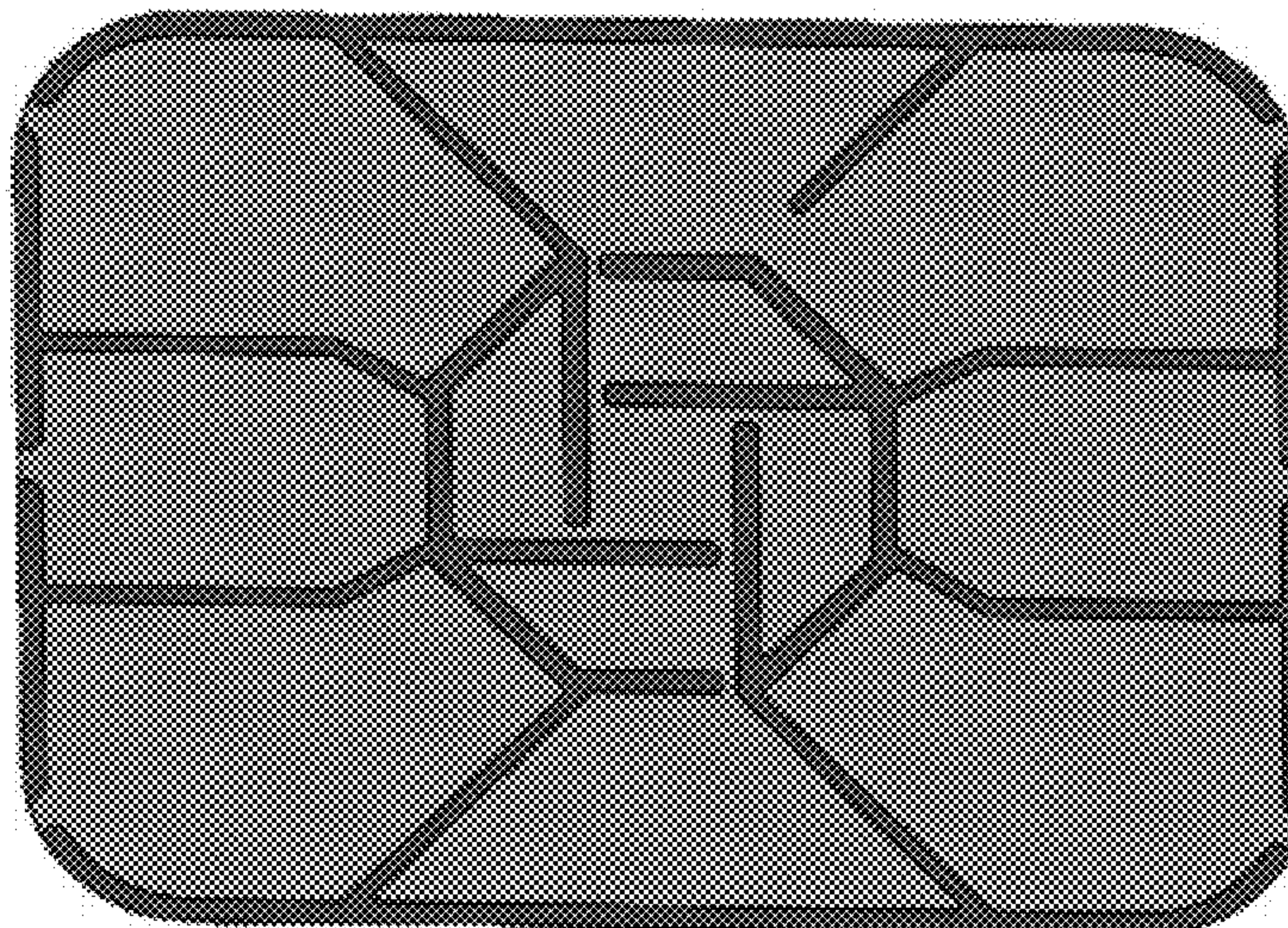
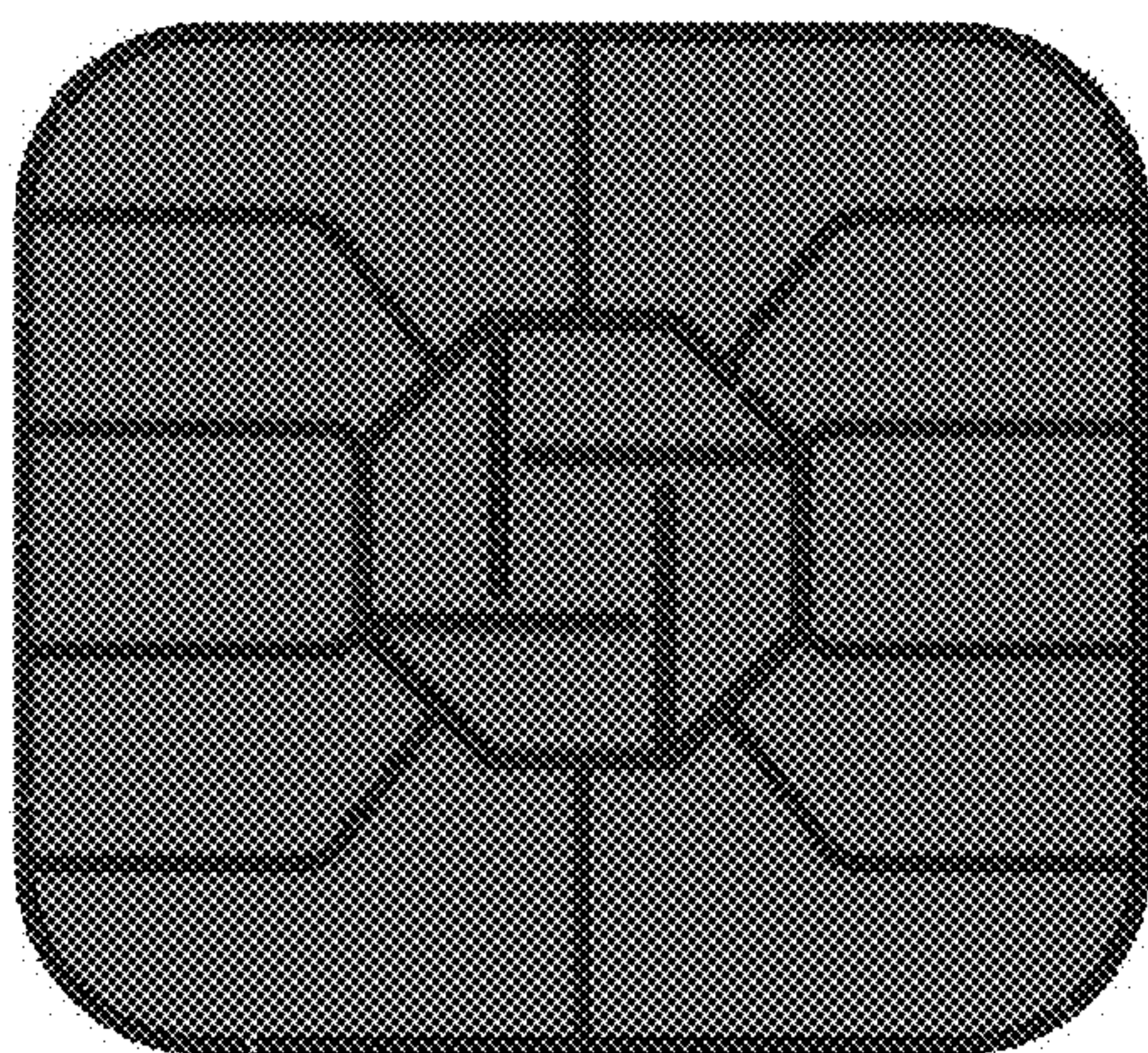
FIG. 11 is a front elevational view of an eleventh embodiment of terminal for smart card showing my new design.

(Continued)

**1 Claim, 11 Drawing Sheets**

**(11 of 11 Drawing Sheet(s) Filed in Color)**

*Primary Examiner* — Leanne Was-Englehart



(58) **Field of Classification Search**

CPC . 19/07775; G06K 19/07776; G06K 19/07779;  
G06K 7/00; G06K 7/0013; G06K 19/067;  
G06K 19/07; H01Q 7/00; H01Q 1/00;  
H01Q 1/52; H01Q 1/2208; H01L 24/83;  
H01L 23/562; H01L 2224/83201; H01L  
2224/83902; H01L 2924/06; H01L  
2924/141; H05K 1/0243; H05K  
2201/10098

See application file for complete search history.

(56) **References Cited**

U.S. PATENT DOCUMENTS

D335,663 S \* 5/1993 Gloton ..... D14/437  
D412,164 S \* 7/1999 Laviron ..... D14/437  
D420,659 S \* 2/2000 Shiroki ..... D14/436  
D424,043 S \* 5/2000 Shiroki ..... D14/436  
D424,539 S \* 5/2000 Shiroki ..... D14/432  
D427,577 S \* 7/2000 Haas ..... D14/437

D620,975 S \* 8/2010 Skelding ..... D19/10  
D855,617 S \* 8/2019 Williams ..... D14/436  
D877,739 S \* 3/2020 Maus ..... D14/436  
D942,538 S \* 2/2022 Finn ..... D19/10  
2002/0130186 A1 \* 9/2002 Lasch ..... G06K 19/08  
235/488  
2022/0019997 A1 \* 1/2022 Gupta ..... G06K 19/07701  
2022/0019998 A1 \* 1/2022 Gupta ..... G06K 19/07707

FOREIGN PATENT DOCUMENTS

FR 1055054 \* 5/2020  
FR 1055055 \* 5/2020  
FR 1055056 \* 5/2020  
FR 1055057 \* 5/2020  
FR 1055058 \* 5/2020  
FR 1055059 \* 5/2020  
FR 1055060 \* 5/2020  
FR 1055061 \* 5/2020  
FR 1055062 \* 5/2020

\* cited by examiner



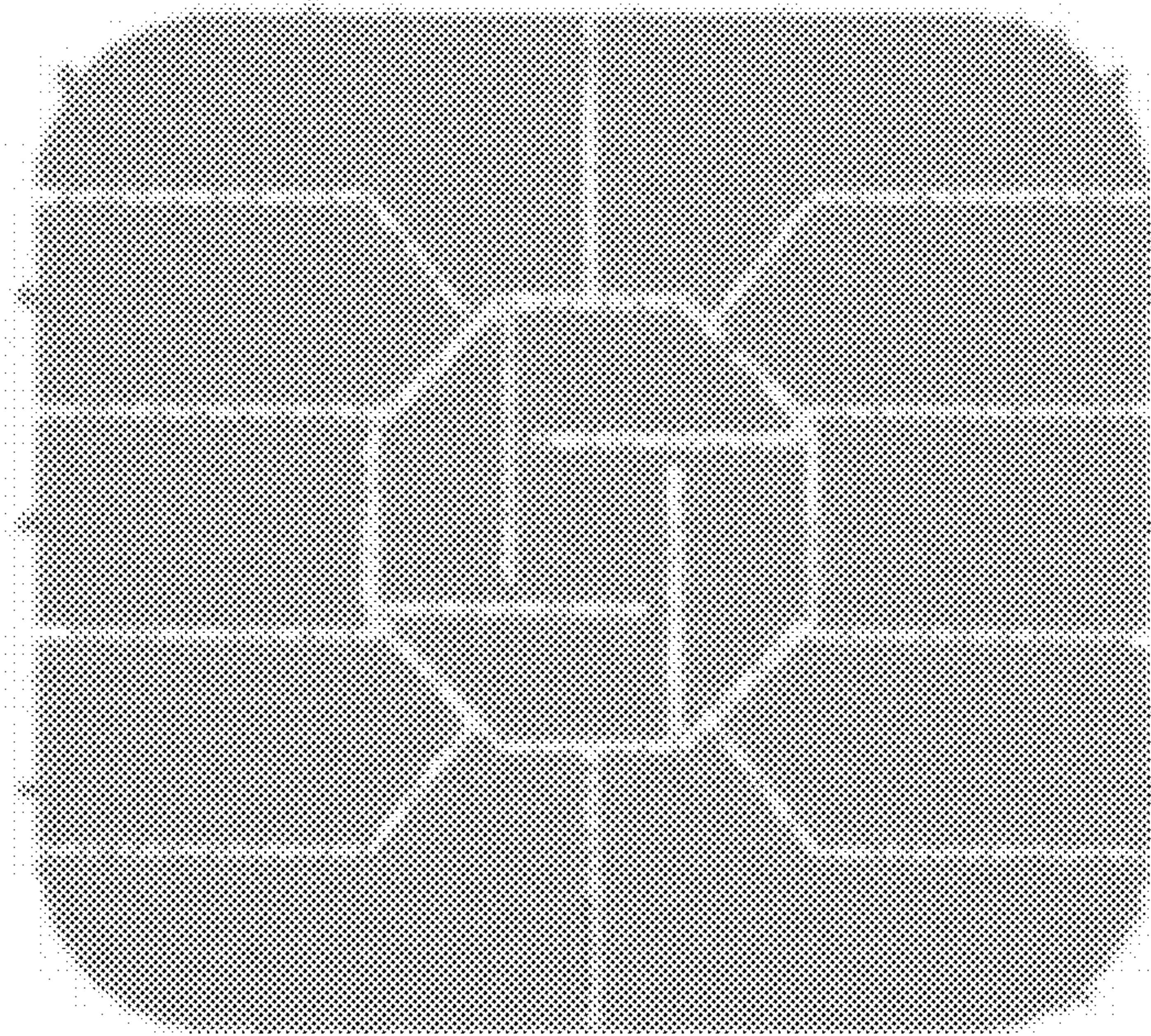


FIGURE 1

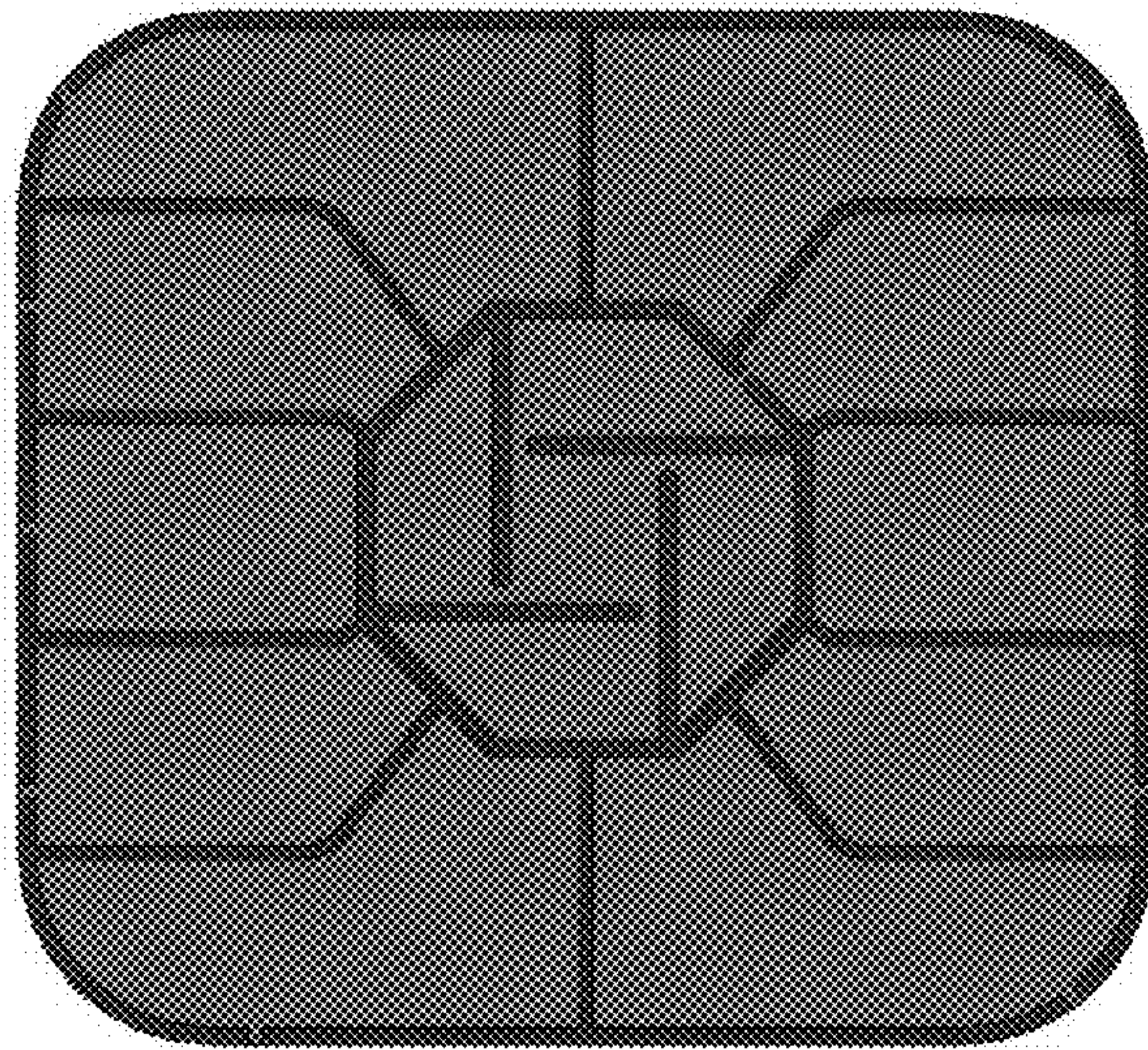


Fig.2



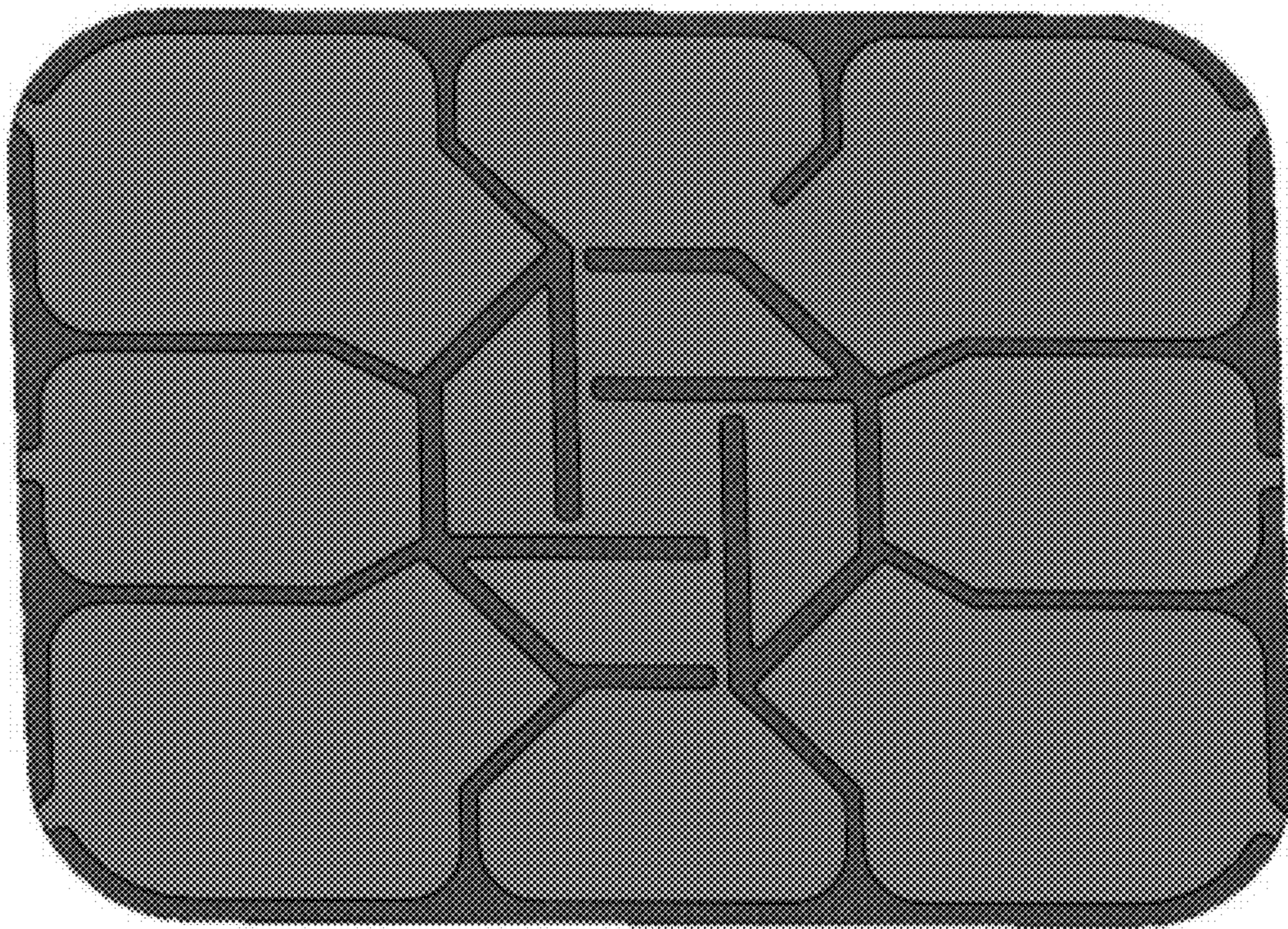


FIGURE 3






FIGURE 4



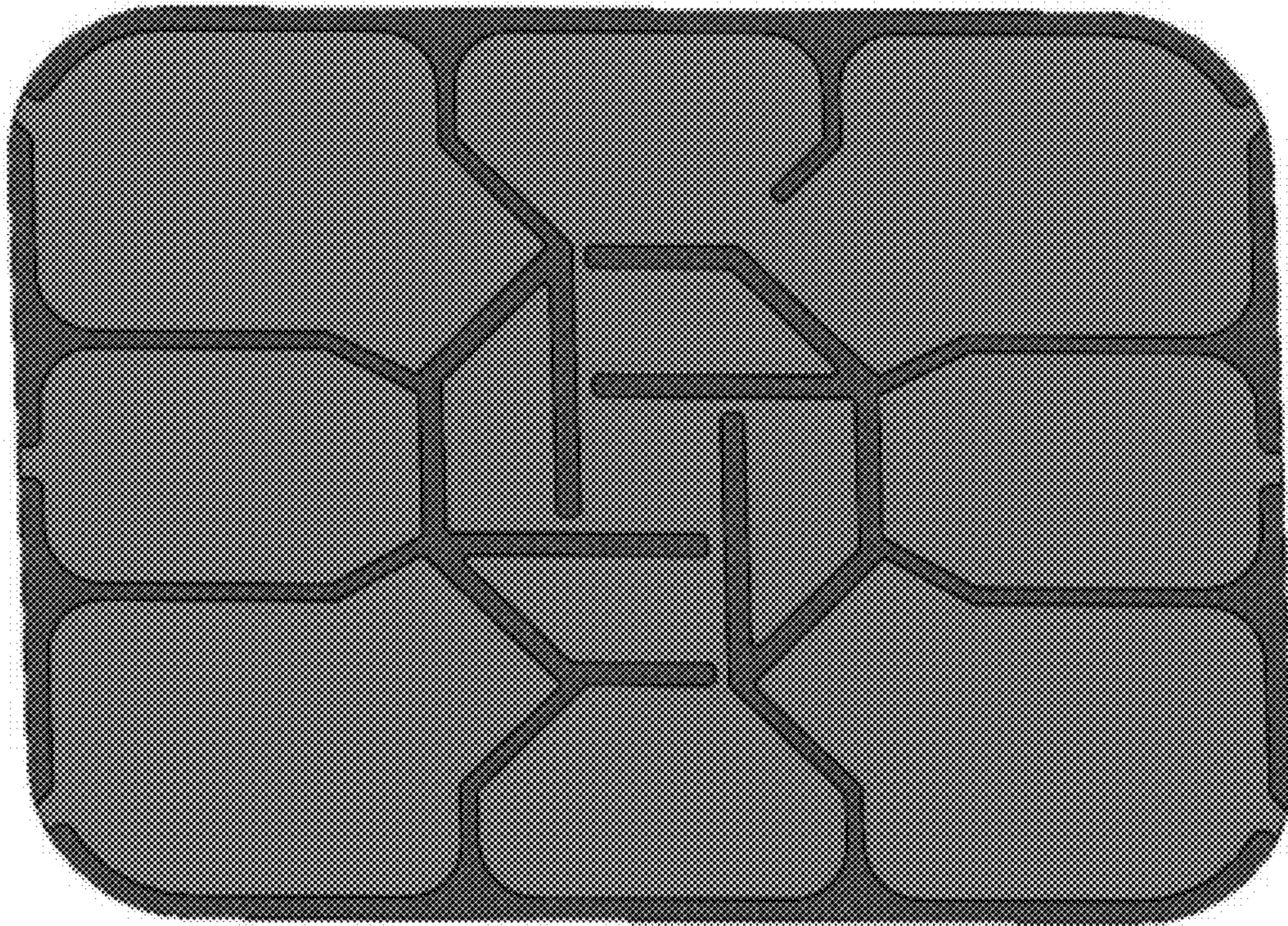


FIGURE 5



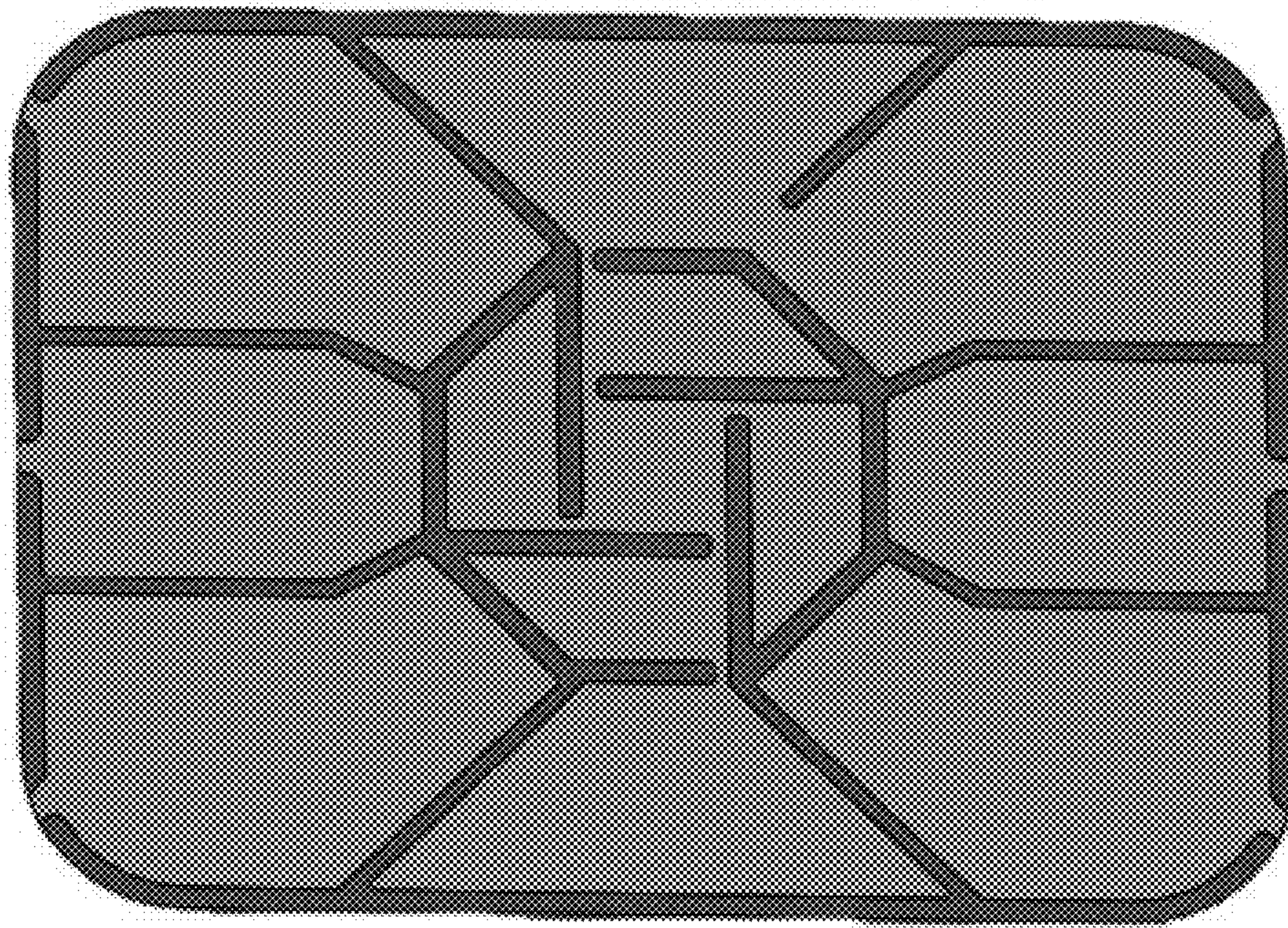


FIGURE 6



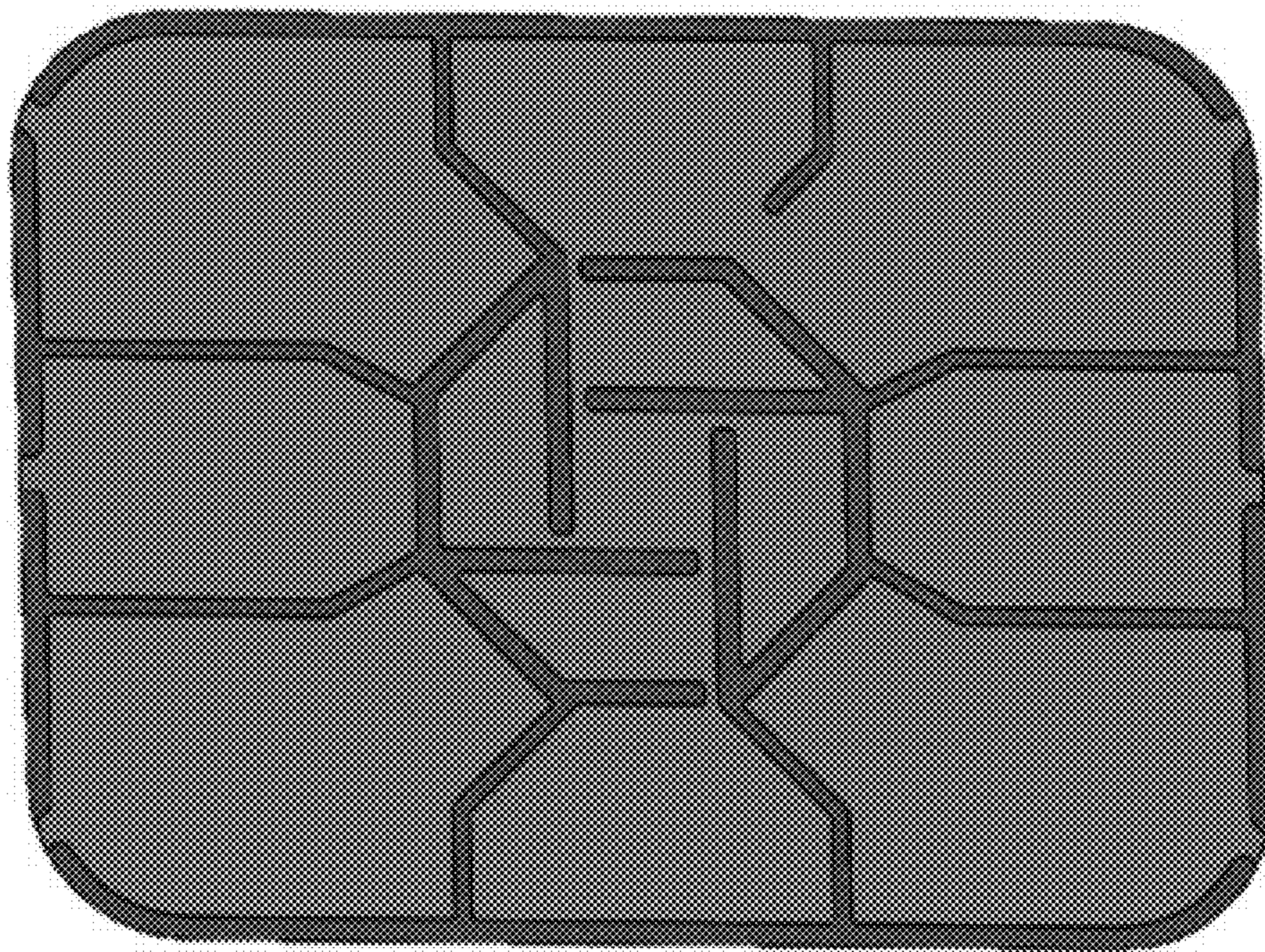


FIGURE 7



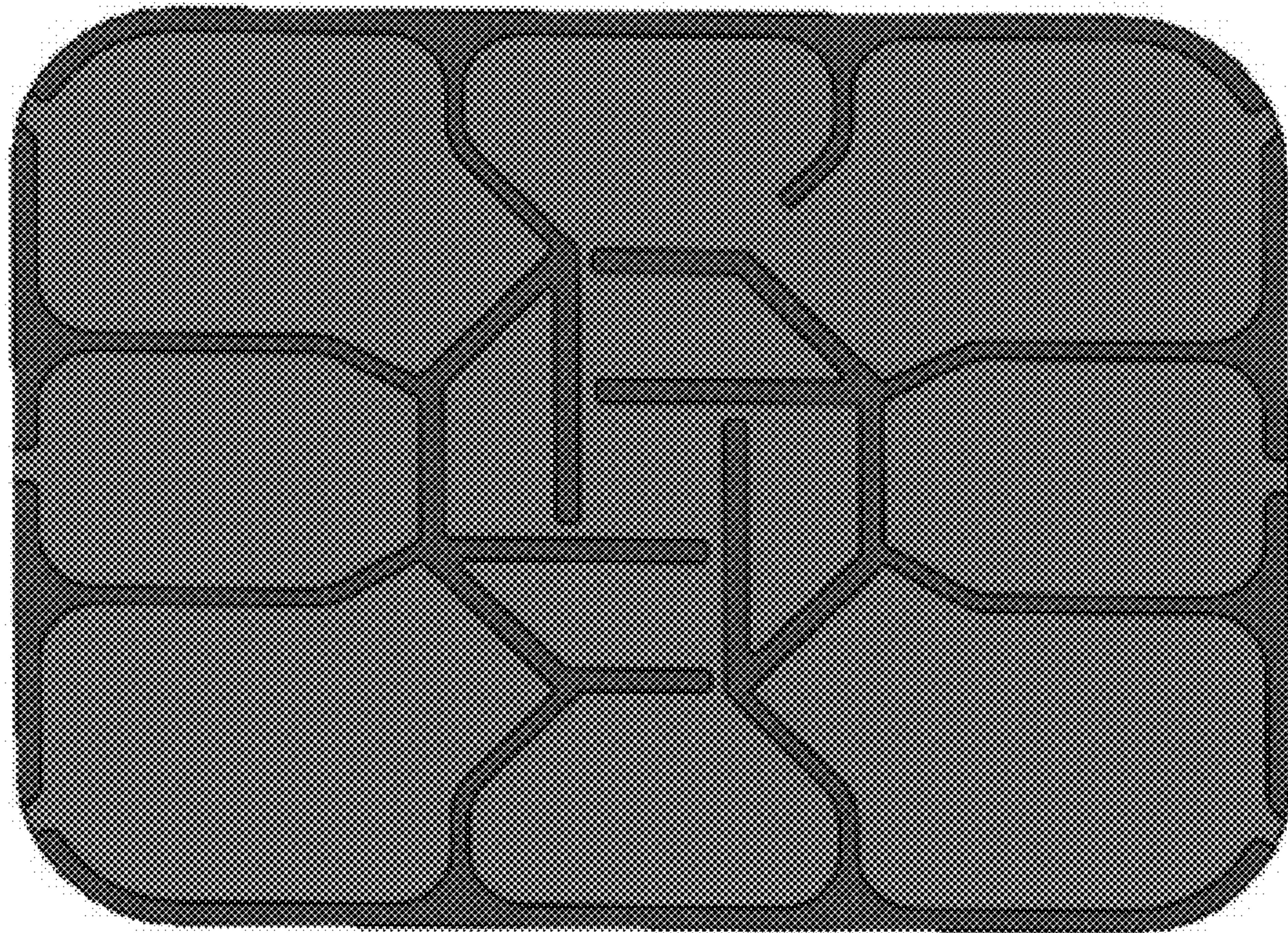


FIGURE 8



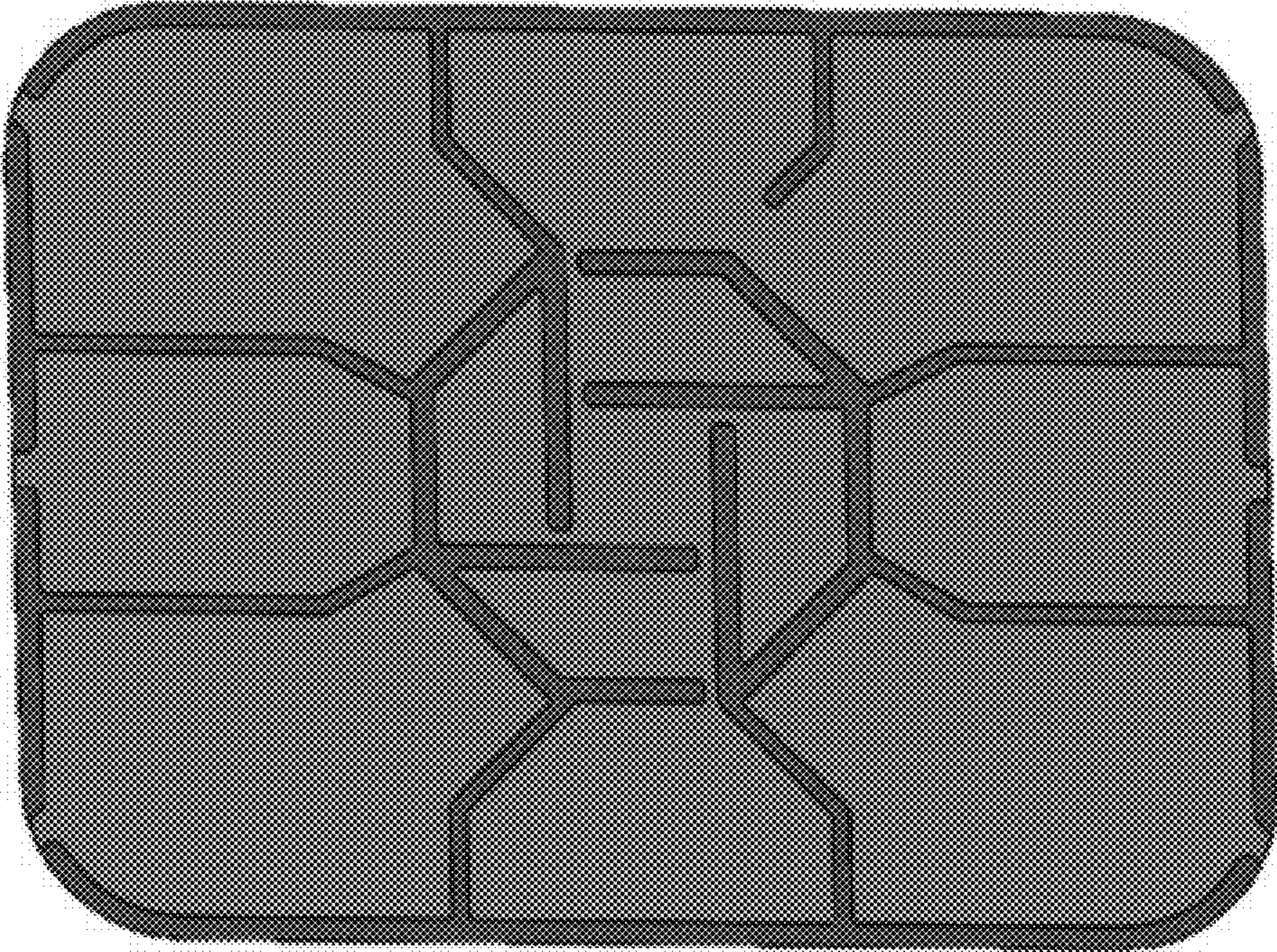


FIGURE 9






FIGURE 10



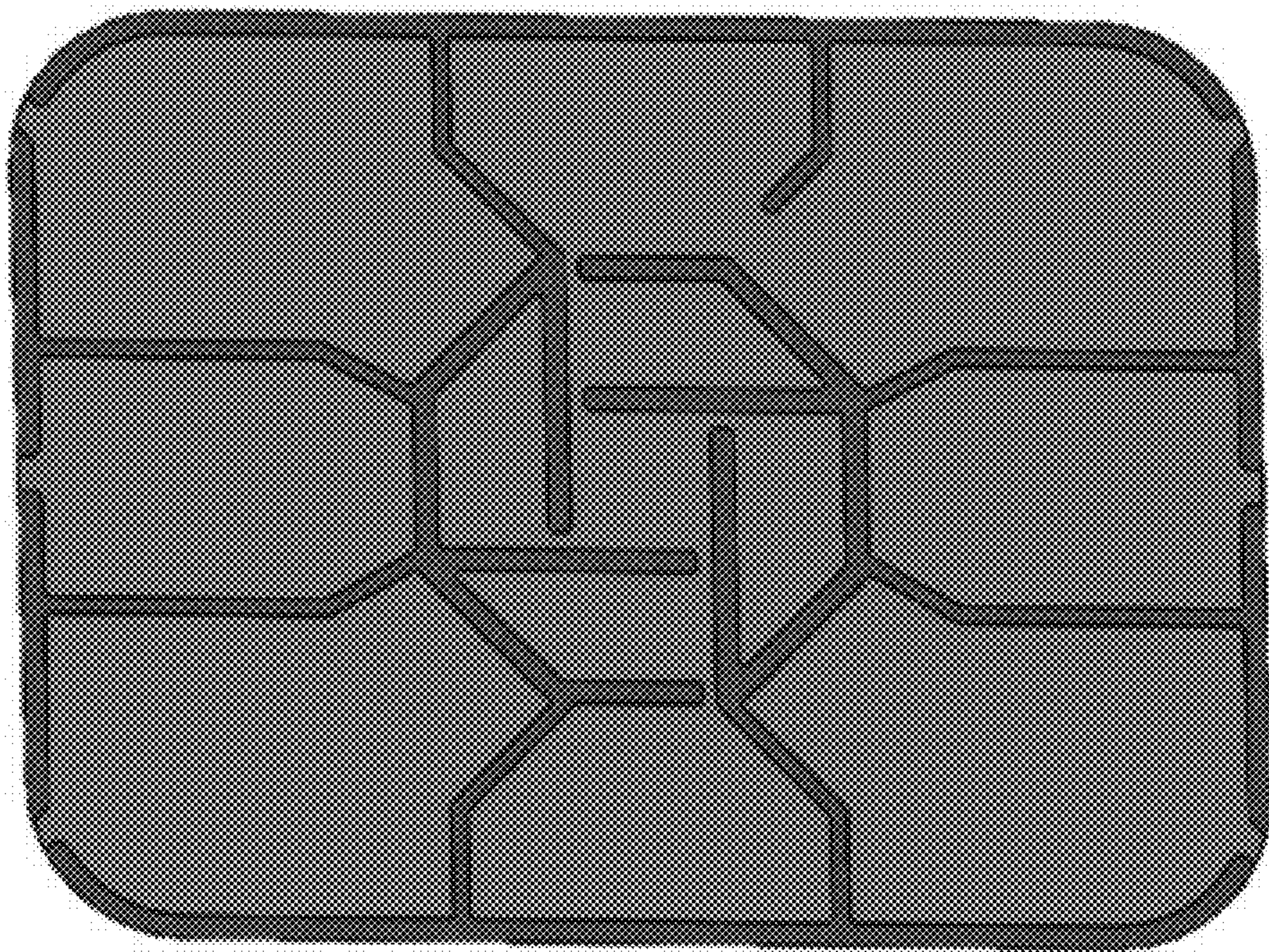


FIGURE 11