



US00D955363S

(12) **United States Design Patent**
Zhang et al.

(10) **Patent No.:** **US D955,363 S**
(45) **Date of Patent:** **** Jun. 21, 2022**

(54) **BONE CONDUCTION WIRELESS HEADSET**

(71) Applicant: **MERRY ELECTRONICS(SUZHOU) CO., LTD., Suzhou (CN)**

(72) Inventors: **Yuhua Zhang, Suzhou (CN); Fubin Zhao, Suzhou (CN)**

(73) Assignee: **MERRY ELECTRONICS(SUZHOU) CO., LTD., Suzhou (CN)**

(**) Term: **15 Years**

(21) Appl. No.: **29/743,401**

(22) Filed: **Jul. 21, 2020**

(30) **Foreign Application Priority Data**

Apr. 13, 2020 (CN) 202030143019.8

(51) **LOC (13) Cl.** **14-01**

(52) **U.S. Cl.**
USPC **D14/205**

(58) **Field of Classification Search**
USPC D14/205, 188, 192; D24/174;
128/864-866; 381/380-381, 151, 74
CPC ... H04R 1/10; H04R 9/06; H04R 1/06; H04R
1/1075; H04R 1/46; H04R 25/00; H04R
25/02; H04R 1/1033; H04R 1/1016;
H04R 1/1066; H04R 5/033; H04R
5/0335; H04R 1/02; H04R 1/105; H04R
1/1058; H04R 1/1091; H04R 1/1041
See application file for complete search history.

(56) **References Cited**

U.S. PATENT DOCUMENTS

D371,558 S * 7/1996 Yoshizawa D14/205
D421,014 S * 2/2000 Smith D14/205
D426,880 S * 6/2000 Leight D24/106
6,233,345 B1 * 5/2001 Urwyler H04R 1/1033
381/381

D458,244 S * 6/2002 Masuda D14/205
D458,245 S * 6/2002 Masuda D14/205
D463,396 S * 9/2002 Beraut D14/205
6,603,863 B1 * 8/2003 Nagayoshi H04R 1/1066
D14/206
D504,414 S * 4/2005 Yoshida D14/205
D508,908 S * 8/2005 Chueh D14/205
D550,202 S * 9/2007 Meier D14/206
D559,831 S * 1/2008 Lee D14/205
D572,234 S * 7/2008 Reda D14/205
D599,777 S * 9/2009 Yuyama D14/205
D601,125 S * 9/2009 Komiyama D14/205
D617,308 S * 6/2010 Nousiainen D14/205
D630,186 S * 1/2011 Yang D14/205
D645,444 S * 9/2011 Quek D14/205
D653,234 S * 1/2012 Lee D14/205
D669,881 S * 10/2012 Clements D14/205
D678,857 S * 3/2013 Feng D14/205

(Continued)

FOREIGN PATENT DOCUMENTS

EM 007771779-0001 * 3/2020

Primary Examiner — Paula Allen Greene

(74) *Attorney, Agent, or Firm* — Birch, Stewart, Kolasch & Birch, LLP

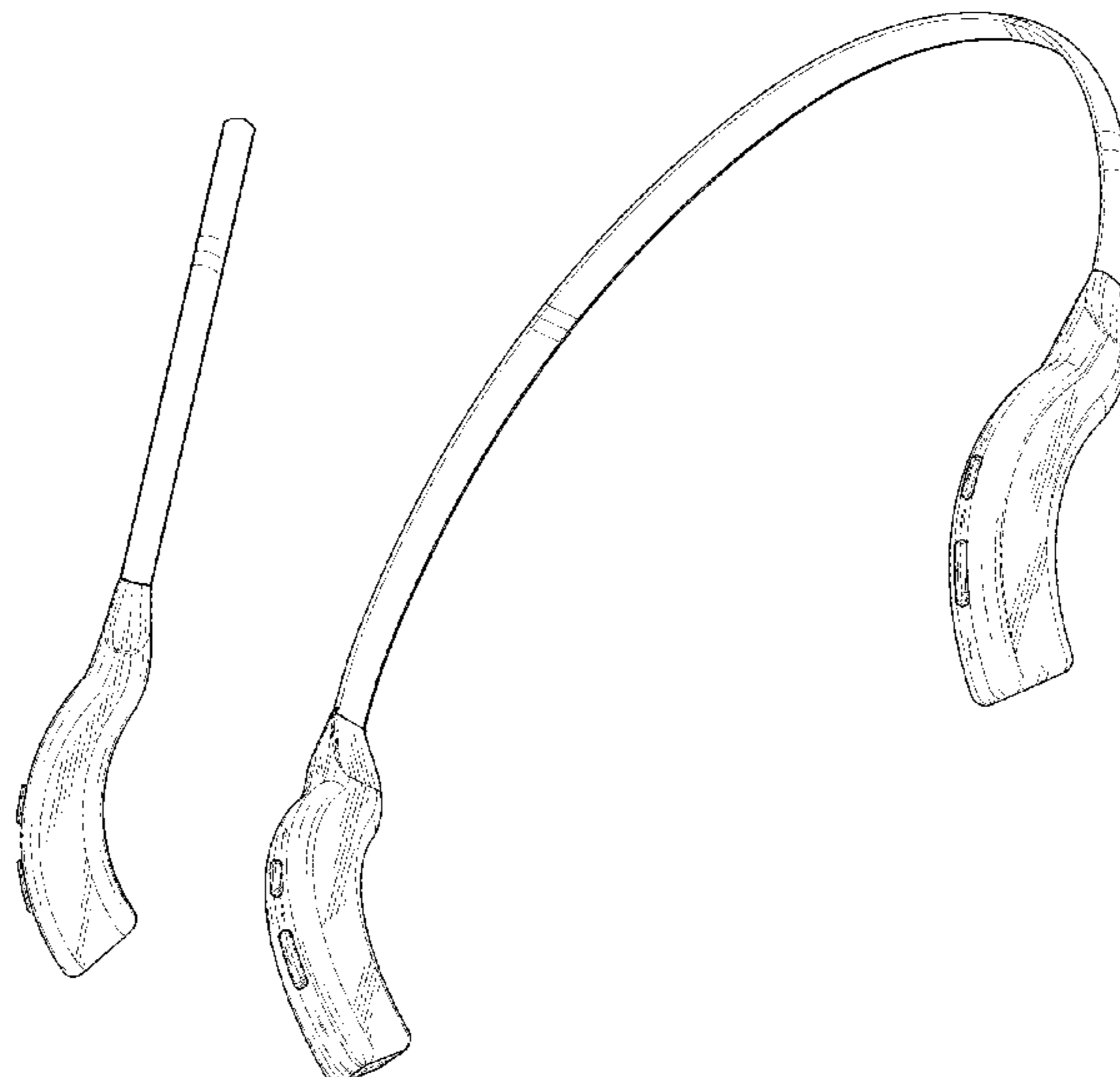
(57) **CLAIM**

The ornamental design for a bone conduction wireless headset, as shown and described.

DESCRIPTION

FIG. 1 is a front view of a bone conduction wireless headset showing my new design;
FIG. 2 is a rear view thereof;
FIG. 3 is a left view thereof;
FIG. 4 is a right view thereof;
FIG. 5 is a top view thereof;
FIG. 6 is a bottom view thereof;
FIG. 7 is a perspective view thereof; and,
FIG. 8 is another perspective view thereof.

1 Claim, 8 Drawing Sheets



(56)

References Cited

U.S. PATENT DOCUMENTS

D678,858 S * 3/2013 Feng D14/205
 D690,681 S * 10/2013 Ito D14/205
 D691,105 S * 10/2013 Ito D14/205
 D695,264 S * 12/2013 Chee D14/205
 D703,634 S * 4/2014 Han H04R 1/1016
 D14/205
 D706,745 S * 6/2014 Nakagawa H04R 1/1066
 D14/205
 D707,199 S * 6/2014 Cexpress H04R 1/10
 D14/205
 D716,759 S * 11/2014 Ha D14/205
 D721,673 S * 1/2015 Park D14/205
 D723,510 S * 3/2015 Ishikura D14/205
 D756,958 S * 5/2016 Lee D14/205
 D771,011 S * 11/2016 Ott H04R 1/1058
 D14/205
 D771,587 S * 11/2016 Iwane D14/205
 D777,136 S * 1/2017 Erbeus D14/205

D777,137 S * 1/2017 Erbeus D14/205
 D778,257 S * 2/2017 Hu D14/205
 9,686,603 B2 * 6/2017 Zheng H04R 1/1091
 D791,100 S * 7/2017 Chen D14/205
 D816,636 S * 5/2018 Birger D14/205
 D890,121 S * 7/2020 Tsubone D14/205
 D912,644 S * 3/2021 Liu D14/205
 D914,634 S * 3/2021 Kelley D14/205
 D919,592 S * 5/2021 Trought D14/205
 2011/0170703 A1 * 7/2011 Palma H04R 1/1041
 381/74
 2014/0119555 A1 * 5/2014 Lu H04R 25/554
 381/74
 2015/0146880 A1 * 5/2015 Boni H04R 1/1008
 381/74
 2019/0029529 A1 * 1/2019 Haartsen A61B 5/721
 2019/0075389 A1 * 3/2019 Jan A42B 3/306
 2021/0014595 A1 * 1/2021 Li H04R 1/1058
 2022/0053255 A1 * 2/2022 Xu H04R 5/033
 2022/0078537 A1 * 3/2022 Meyberg Guzman
 H04R 5/0335

* cited by examiner

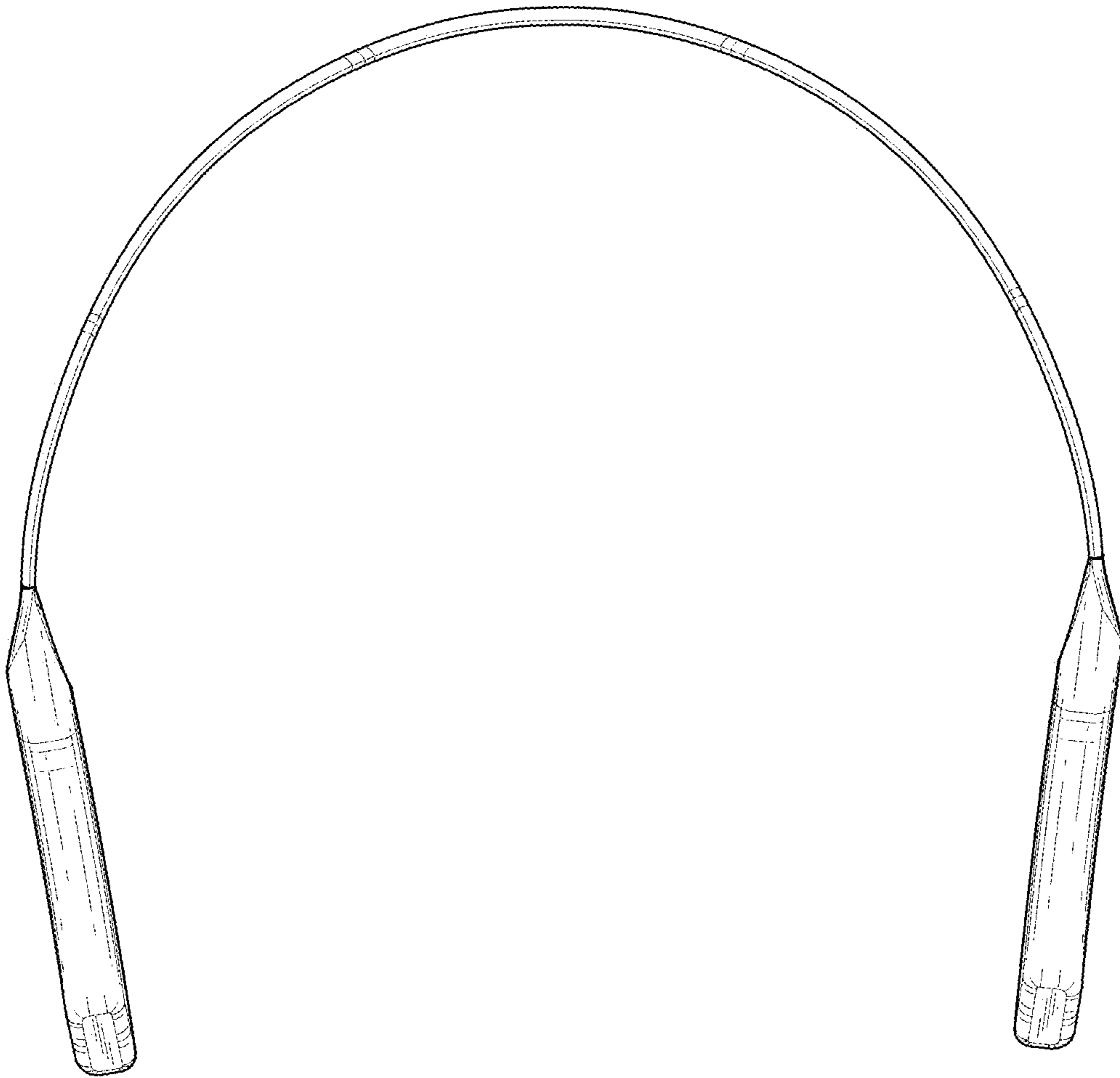


FIG. 1



FIG. 2

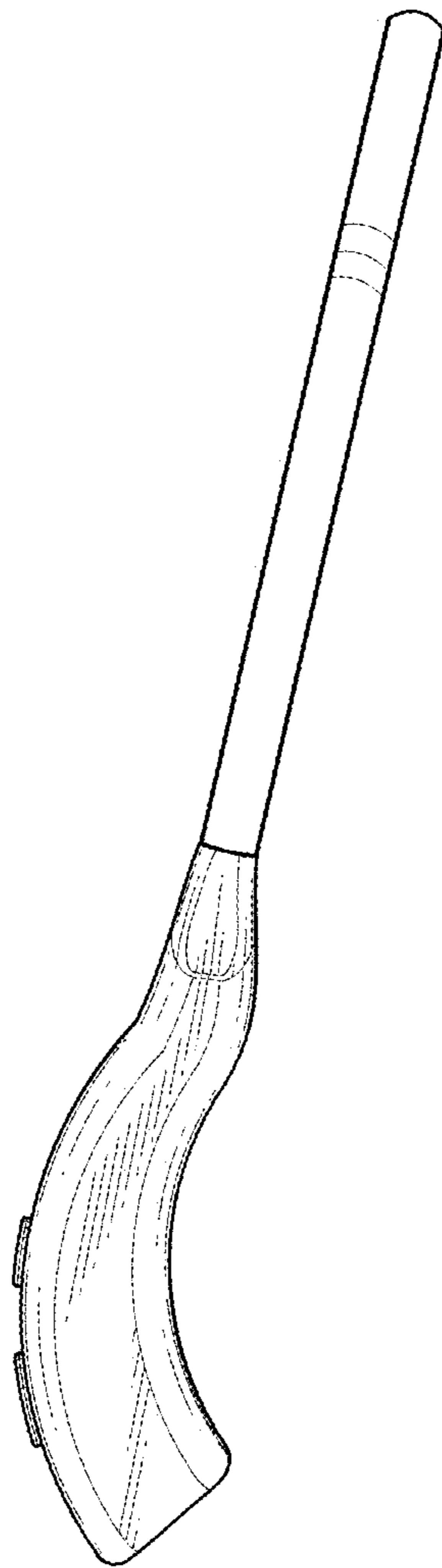


FIG.3

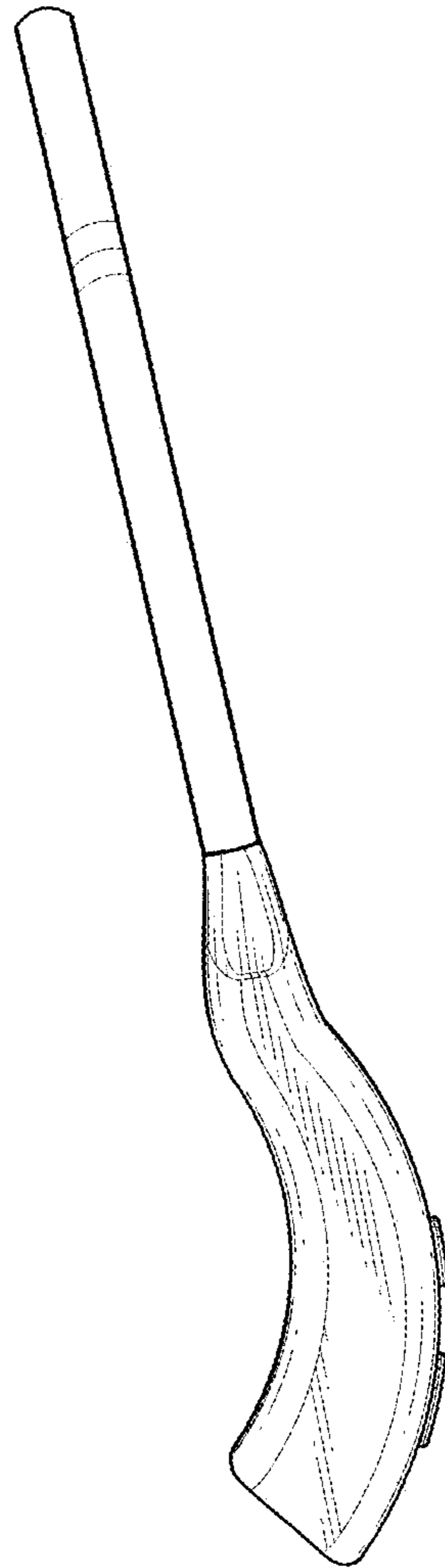


FIG.4

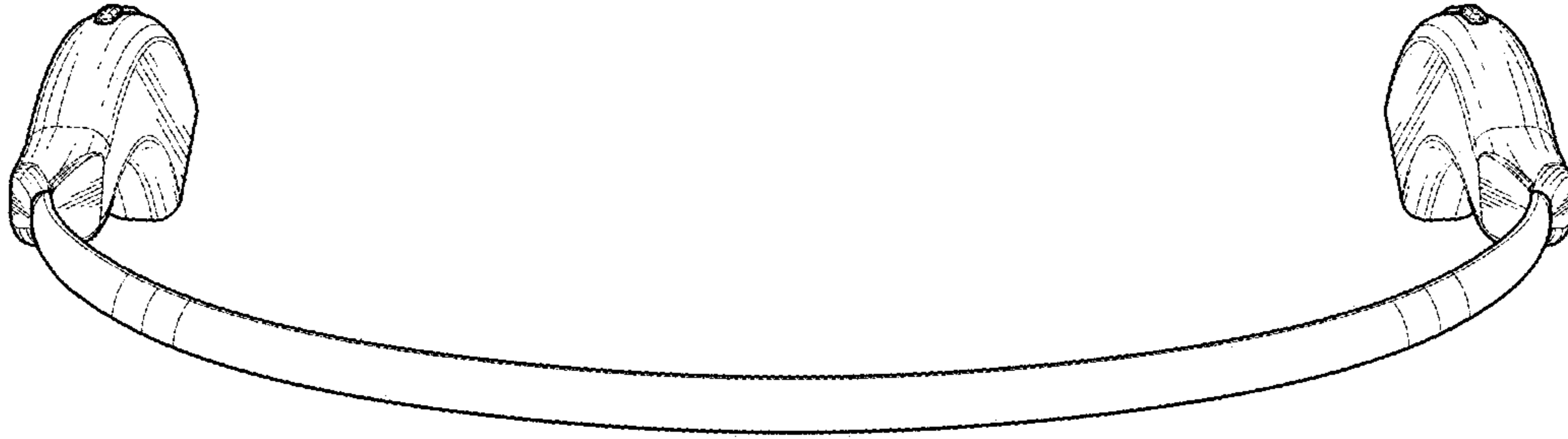


FIG.5

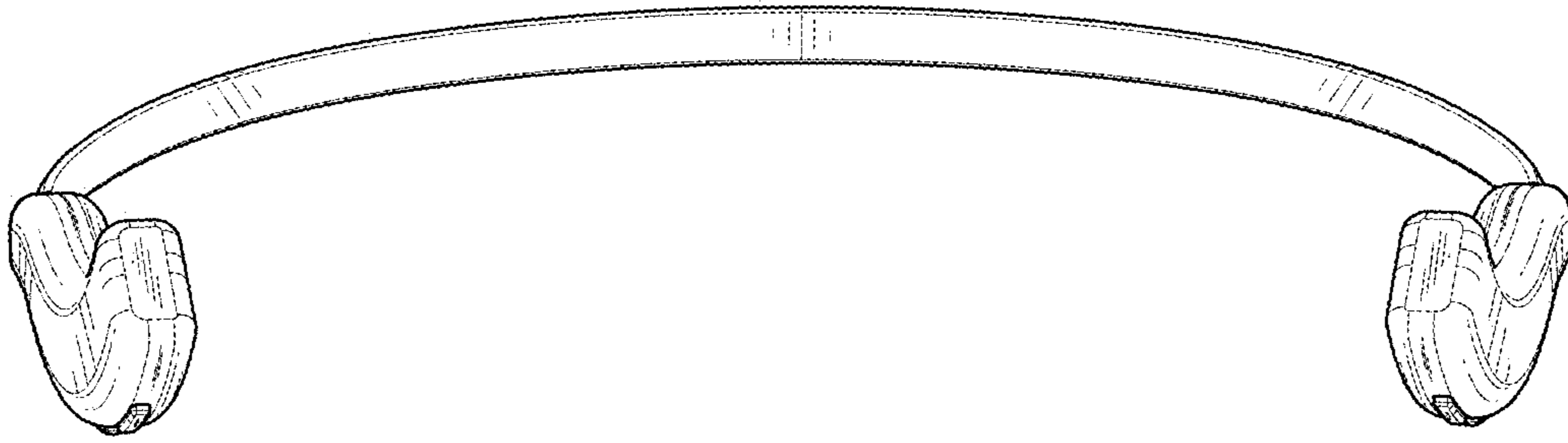


FIG.6

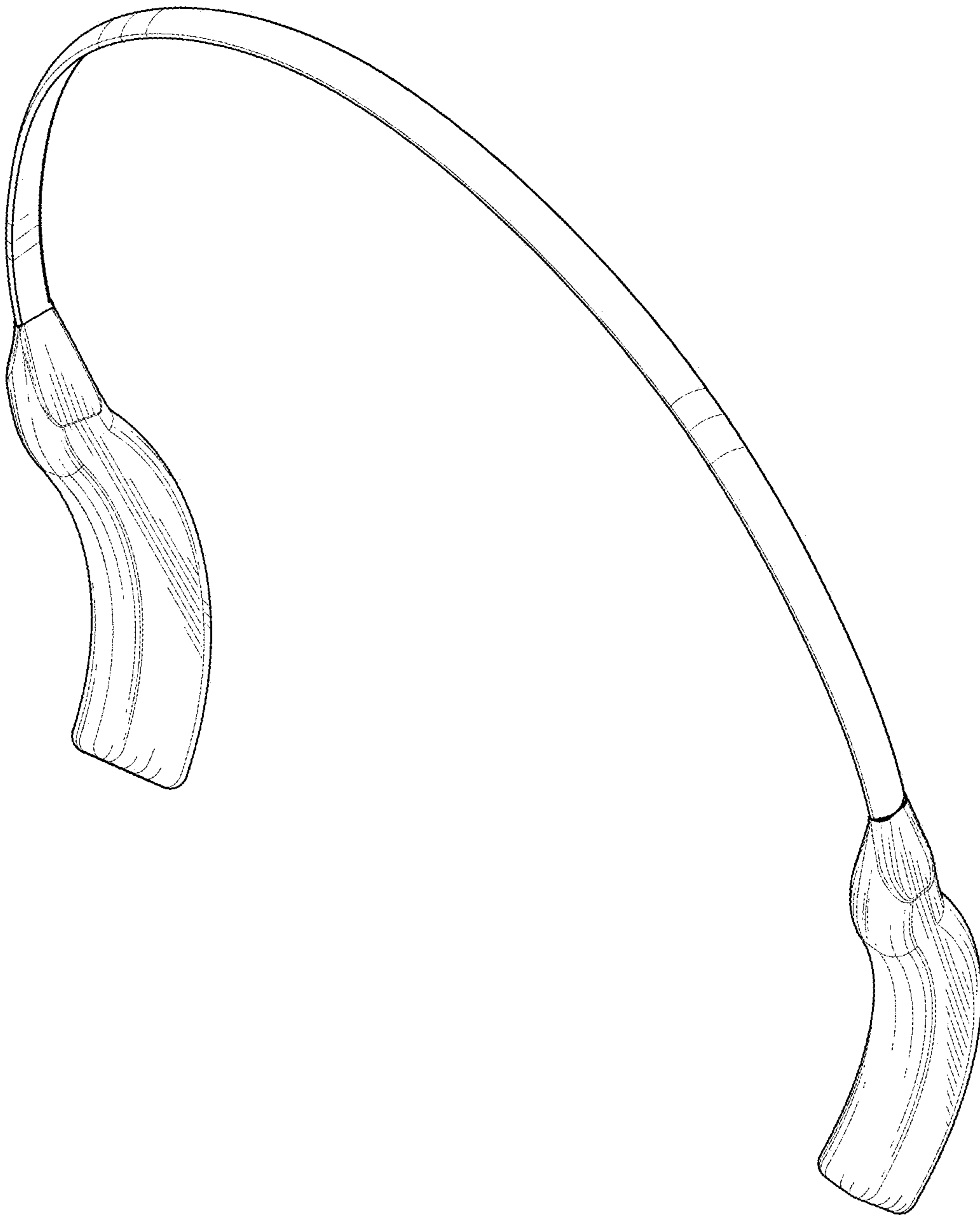


FIG.7

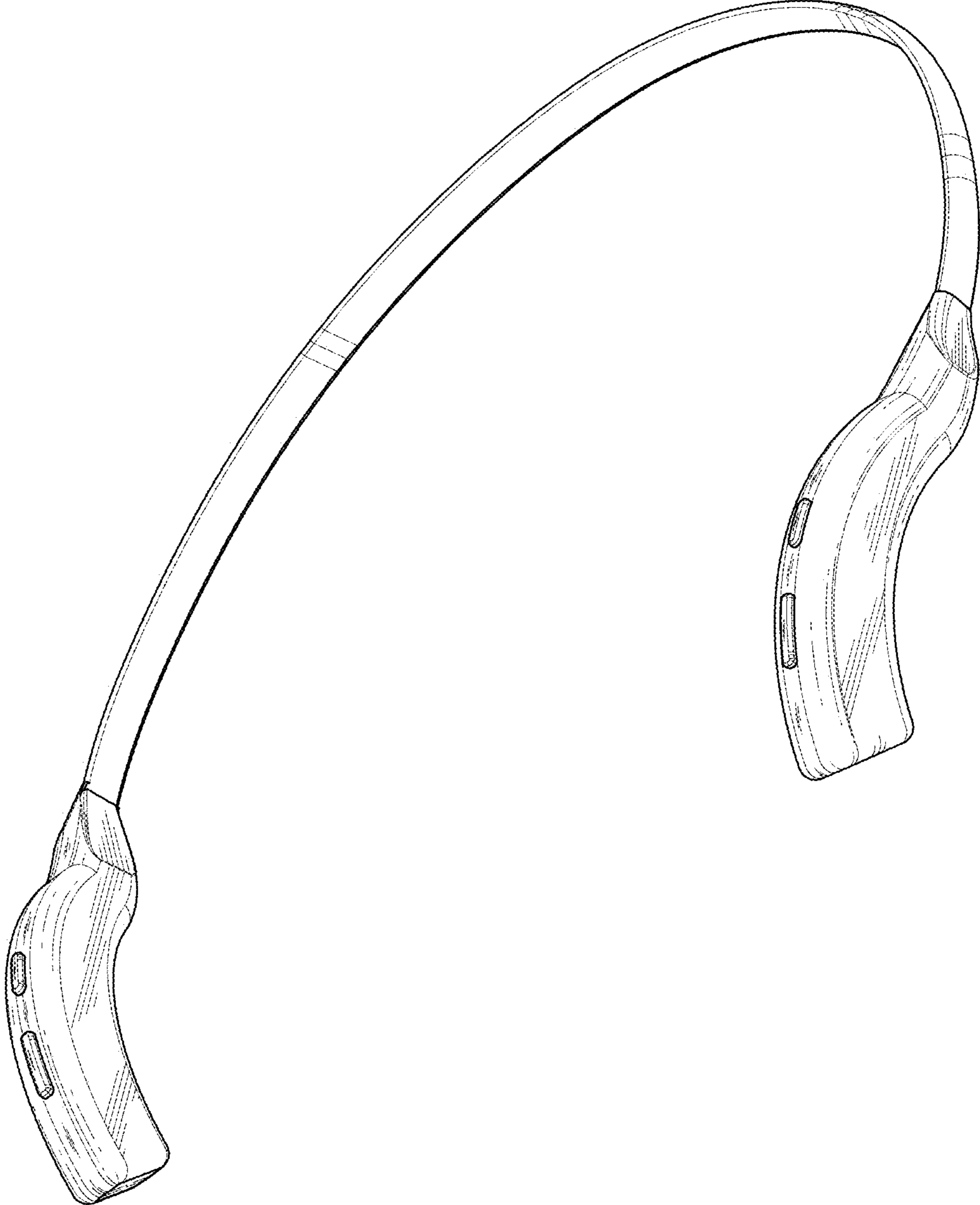


FIG.8