



US00D955354S

(12) **United States Design Patent** (10) **Patent No.:** **US D955,354 S**
Cho (45) **Date of Patent:** **** Jun. 21, 2022**

(54) **ELECTRONIC DEVICE**
(71) Applicant: **Samsung Electronics Co., Ltd.**,
Suwon-si (KR)
(72) Inventor: **Yoonyoung Cho**, Suwon-si (KR)
(73) Assignee: **Samsung Electronics Co., Ltd.**,
Suwon-si (KR)
(**) Term: **15 Years**

D859,345 S * 9/2019 Seo D14/138 G
D860,150 S * 9/2019 Seo D14/138 G
D872,042 S * 1/2020 Seo D14/138 G
D872,043 S * 1/2020 Seo D14/138 G
D872,703 S * 1/2020 Seo D14/138 G
D873,230 S * 1/2020 Seo D14/138 G

(Continued)

(21) Appl. No.: **29/745,948**
(22) Filed: **Aug. 11, 2020**
(30) **Foreign Application Priority Data**

FOREIGN PATENT DOCUMENTS

GB 8205573000-1000 * 12/2019
GB 8206124000-1000 * 1/2020
GB 8206124000-2000 * 1/2020

Jun. 8, 2020 (KR) 30-2020-0025427

OTHER PUBLICATIONS

Samsung Galaxy A51, www.amazon.com, Dec. 20, 2019. <https://www.amazon.com/Samsung-Galaxy-SM-A515F-DS-Unlocked/dp/B082YG1L4B/> (Year: 2019).*

(Continued)

(51) **LOC (13) Cl.** **14-03**
(52) **U.S. Cl.**
USPC **D14/138 G**

Primary Examiner — Llorelys Martinez
Assistant Examiner — Kwabena A. Ankobiah
(74) *Attorney, Agent, or Firm* — NSIP Law

(58) **Field of Classification Search**
USPC D14/138 R, 496, 138 G, 138 C, 138 AD,
D14/138 AC, 138 AB, 138 AA, 248,
D14/203.1, 203.3, 203.4, 203.7, 388, 389,
D14/439, 426, 348.342, 341; D13/107,
D13/103; D21/329; D10/50
CPC G06F 3/041; G06F 3/0412; G06F 3/0488;
G06F 3/04883; G06F 1/1613; G06F
1/1692; G06F 1/1626; G06F 2200/1633;
A63H 33/3016
See application file for complete search history.

(57) **CLAIM**

I claim the ornamental design for an electronic device, as shown and described.

DESCRIPTION

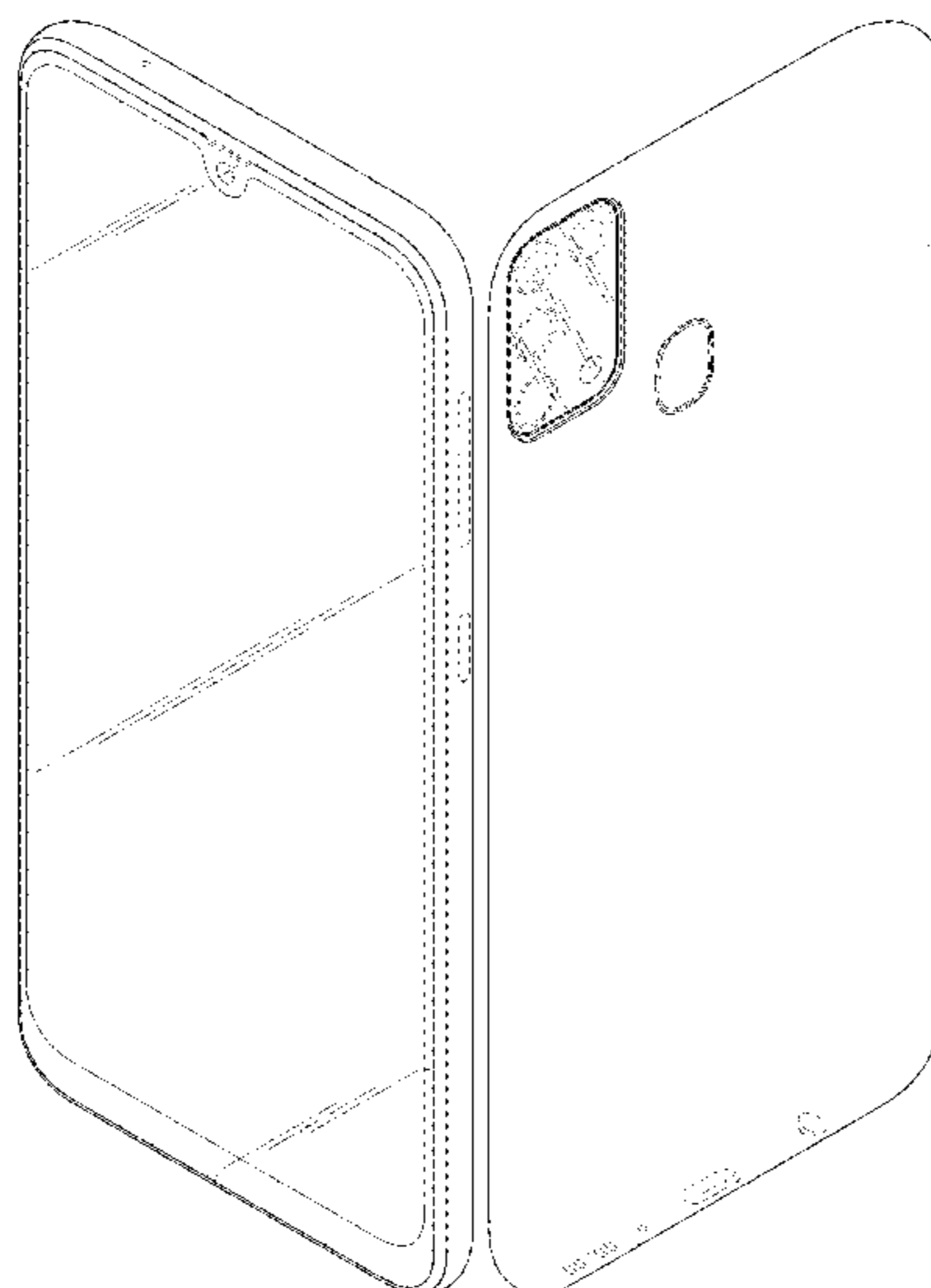
(56) **References Cited**

U.S. PATENT DOCUMENTS

D803,779 S * 11/2017 Jung G06F 1/1626
D13/107
D831,605 S * 10/2018 Baik D14/138 G
D839,848 S * 2/2019 Baik D14/138 G
D856,958 S * 8/2019 Seo D14/138 G
D856,959 S * 8/2019 Seo D14/138 G

FIG. 1 is a front perspective view of an electronic device showing my new design;
FIG. 2 is a front view thereof;
FIG. 3 is a rear view thereof;
FIG. 4 is a left-side view thereof;
FIG. 5 is a right-side view thereof;
FIG. 6 is a top view thereof;
FIG. 7 is a bottom view thereof; and,
FIG. 8 is a rear perspective view thereof.
The broken lines in the figures depict portions of the electronic device that form no part of the claimed design.

1 Claim, 6 Drawing Sheets



(56)

References Cited

U.S. PATENT DOCUMENTS

D875,700 S * 2/2020 Seo D14/138 G
D889,425 S * 7/2020 Choi D14/138 G
D890,112 S * 7/2020 Park D14/138 G
D904,994 S * 12/2020 Lee D14/138 G
D904,995 S * 12/2020 Baek D14/138 G
D919,589 S * 5/2021 Ji D14/138 G
D924,828 S * 7/2021 Oh D14/138 G
D933,052 S * 10/2021 Park D14/248
D934,858 S * 11/2021 Akana D14/341
D939,485 S * 12/2021 Kim D14/248
D939,486 S * 12/2021 Kim D14/248
D939,487 S * 12/2021 Kim D14/248
2018/0204040 A1 * 7/2018 Kwon G06F 1/1626

OTHER PUBLICATIONS

New Samsung Note 10 Lite, www.gsmartscenter.com, Feb. 24, 2020. <https://www.gsmartscenter.com/blog/new-samsung-note-10-lite-s10-lite/> (Year: 2020).*

Samsung Galaxy S10 Lite, in mashable.com, Feb. 21, 2020. <https://in.mashable.com/galaxy-s10-lite/11608/samsung-galaxy-s10-lite-review-oneplus-has-serious-competition-and-its-not-from-a-chinese-counterpar> (Year: 2020).*

* cited by examiner

FIG.1

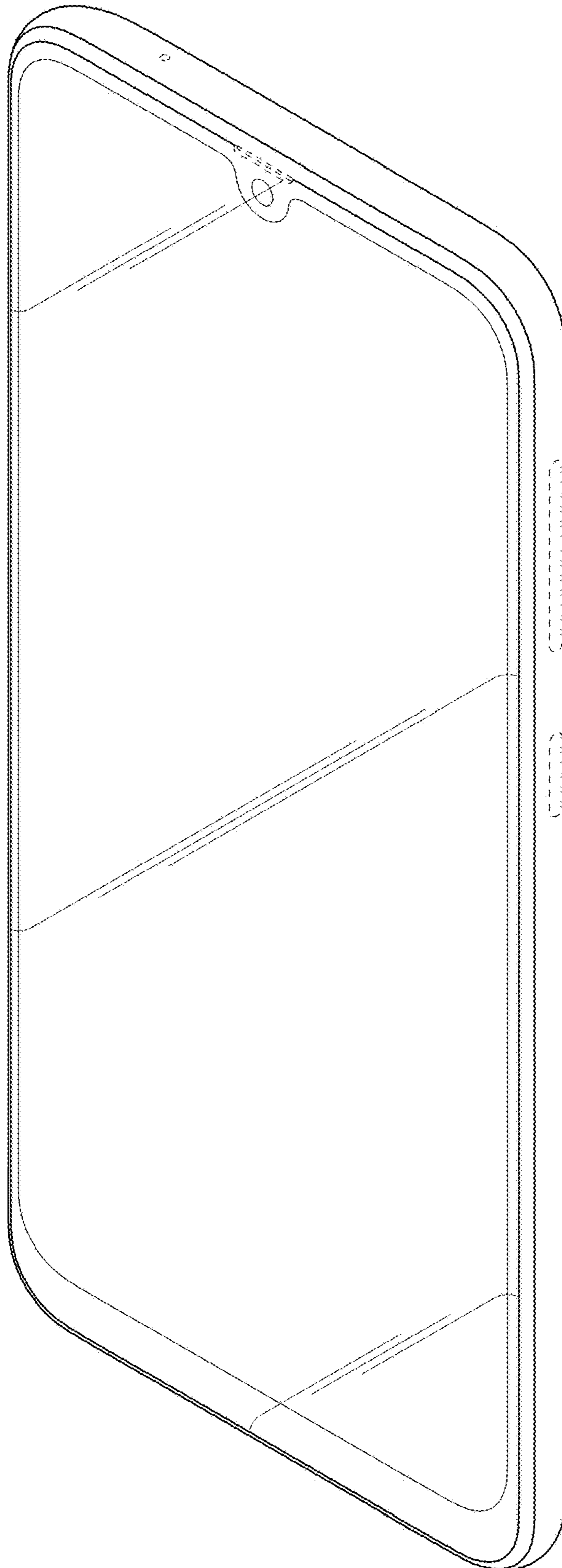


FIG.2




FIG.3




FIG.4




FIG.5




FIG.6

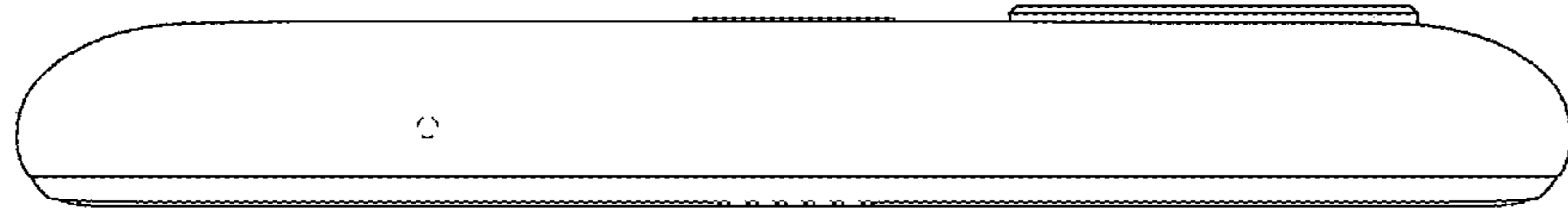


FIG.7

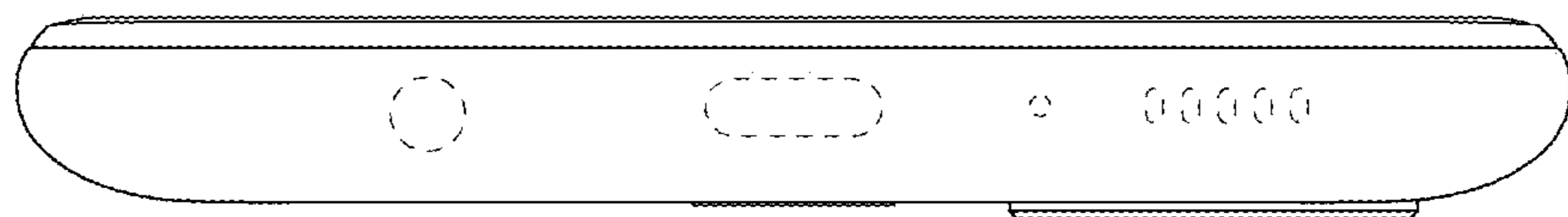


FIG.8

