



US00D955331S

(12) **United States Design Patent**  
**Wang**

(10) **Patent No.:** **US D955,331 S**

(45) **Date of Patent:** **\*\* Jun. 21, 2022**

(54) **WIRELESS CHARGER STAND**

(71) Applicant: **Jincai Wang**, Guangdong (CN)

(72) Inventor: **Jincai Wang**, Guangdong (CN)

(\*\*) Term: **15 Years**

(21) Appl. No.: **29/755,812**

(22) Filed: **Oct. 22, 2020**

(51) **LOC (13) Cl.** ..... **13-02**

(52) **U.S. Cl.**

USPC ..... **D13/108**

(58) **Field of Classification Search**

USPC ..... D13/107-110, 118, 119, 184, 199, 151,  
D13/153, 154, 155, 144, 133, 147;  
D14/433

CPC ..... Y02E 60/12; H02J 7/025; H02J 7/0042;  
H02J 7/0044; H02J 7/0045; H02J 7/0003;  
H02J 7/0027; H02J 7/0013; H02J 7/0054;  
H02J 7/00; H02J 2001/008; H02J 3/32;  
H02J 3/008; H01F 38/14; H01R 13/6675;  
H01R 31/065; H01R 31/00; H01R 31/06;  
H01M 2/1022; H01M 2/1055; H01M  
10/44; H01M 10/46; H01M 10/425; B60L  
11/182; B60L 11/1809; B60L 11/1861;  
B60R 16/03

See application file for complete search history.

(56) **References Cited**

**U.S. PATENT DOCUMENTS**

D813,805 S *	3/2018	Zhong	.....	D13/108
D826,851 S *	8/2018	Wang	.....	D13/108
D839,190 S *	1/2019	Xie	.....	D13/108
D852,134 S *	6/2019	Mei	.....	D13/108
D858,437 S *	9/2019	Lu	.....	D13/108
D881,123 S *	4/2020	Zhang	.....	D13/108
D884,622 S *	5/2020	Huang	.....	D13/108
D887,977 S *	6/2020	Weinstein	.....	H02J 7/0045
				D13/108
D892,046 S *	8/2020	Peng	.....	D13/108

D904,978 S *	12/2020	Liao	.....	D13/108
D905,042 S *	12/2020	Lim	.....	D14/434
D911,277 S *	2/2021	Shang	.....	D13/108
D911,278 S *	2/2021	Shang	.....	D13/108
D913,919 S *	3/2021	Wang	.....	D13/108
D915,276 S *	4/2021	Peng	.....	D13/108
D915,277 S *	4/2021	Peng	.....	D13/108
D917,386 S *	4/2021	Xu	.....	D13/108
D918,136 S *	5/2021	Xu	.....	D13/108
D920,239 S *	5/2021	Cheng	.....	D13/108
D920,908 S *	6/2021	Qiu	.....	D13/108
D926,683 S *	8/2021	Liao	.....	D14/252
D926,685 S *	8/2021	Fan	.....	D13/108
D927,233 S *	8/2021	Lee	.....	D6/682
D928,701 S *	8/2021	Liao	.....	D13/108
D928,702 S *	8/2021	Liao	.....	D13/108
D928,703 S *	8/2021	Liao	.....	D13/108
D931,208 S *	9/2021	Liao	.....	D14/252
D931,209 S *	9/2021	Hahn	.....	D13/108

(Continued)

*Primary Examiner* — Christy Nemeth

(74) *Attorney, Agent, or Firm* — ScienBiziP, P.C.

(57) **CLAIM**

The ornamental design for a wireless charger stand, as shown and described.

**DESCRIPTION**

FIG. 1 is a top perspective view of a wireless charger stand, showing my design.

FIG. 2 is a bottom perspective view thereof.

FIG. 3 is a front elevation view thereof.

FIG. 4 is a rear elevation view thereof.

FIG. 5 is a left side elevation thereof.

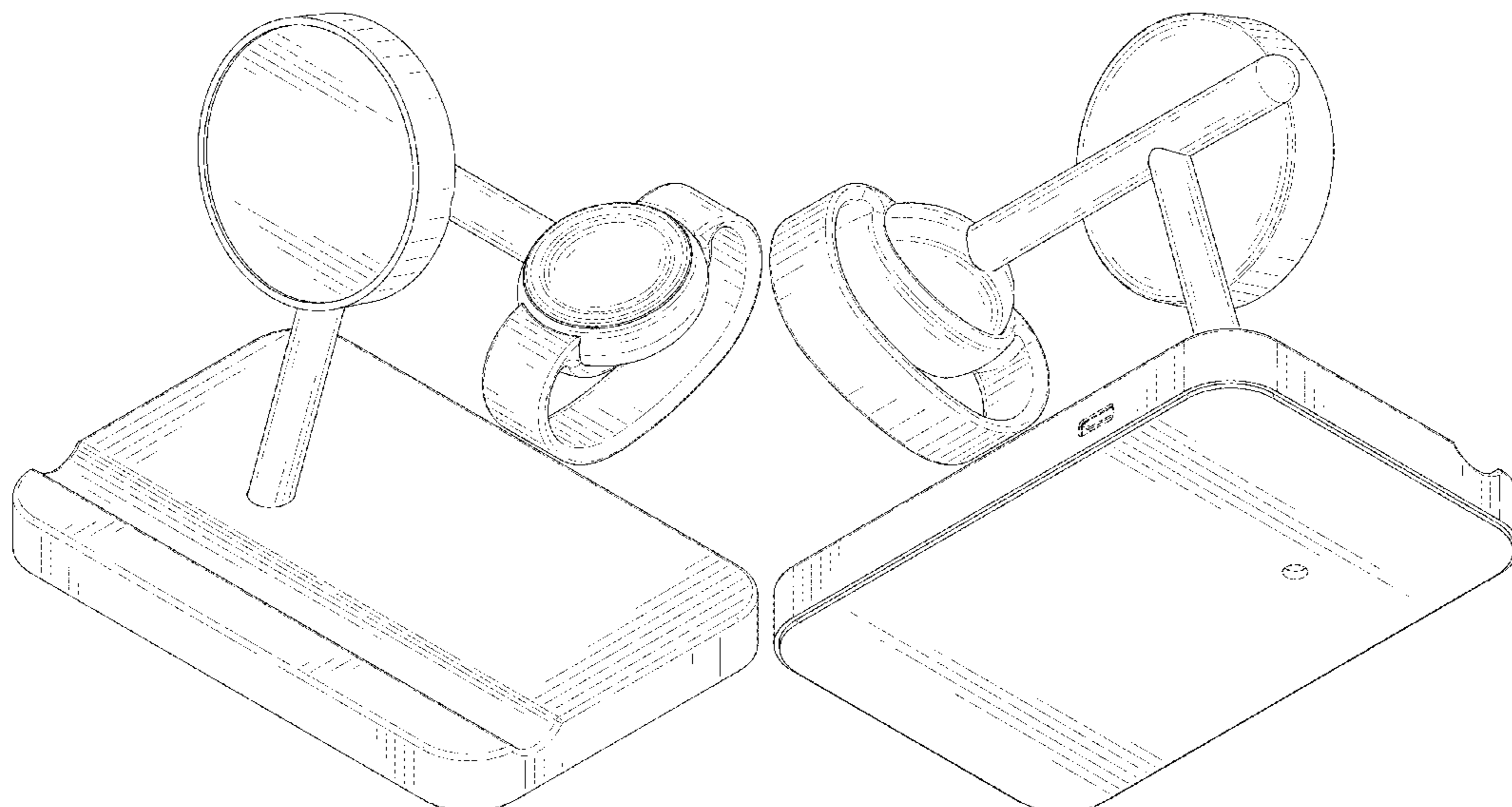
FIG. 6 is a right side elevation thereof.

FIG. 7 is a top plan view thereof; and,

FIG. 8 is a bottom plan view thereof.

The broken lines in the drawings illustrate portions of the article that form no part of the claimed design.

**1 Claim, 8 Drawing Sheets**



(56)

**References Cited**

U.S. PATENT DOCUMENTS

D931,211	S	*	9/2021	Cheng	.....	D13/108
D933,005	S	*	10/2021	Yarbough	.....	D13/108
D933,594	S	*	10/2021	Zhang	.....	D13/108
D933,598	S	*	10/2021	Zhang	.....	D13/108
D934,794	S	*	11/2021	Brisebras	.....	D13/108
D935,400	S	*	11/2021	Zhang	.....	D13/108
D935,402	S	*	11/2021	Qiu	.....	D13/108
D936,578	S	*	11/2021	Zhu	.....	D12/425
D936,579	S	*	11/2021	Wang	.....	D24/217
D938,434	S	*	12/2021	Lee	.....	D14/447
D941,763	S	*	1/2022	Pena	.....	D14/434
D942,389	S	*	2/2022	Sun	.....	D14/447
D943,514	S	*	2/2022	May	.....	D13/102
D943,522	S	*	2/2022	Feng	.....	D13/108
D944,198	S	*	2/2022	Wu	.....	D13/108
D947,123	S	*	3/2022	Dong	.....	D13/108

\* cited by examiner

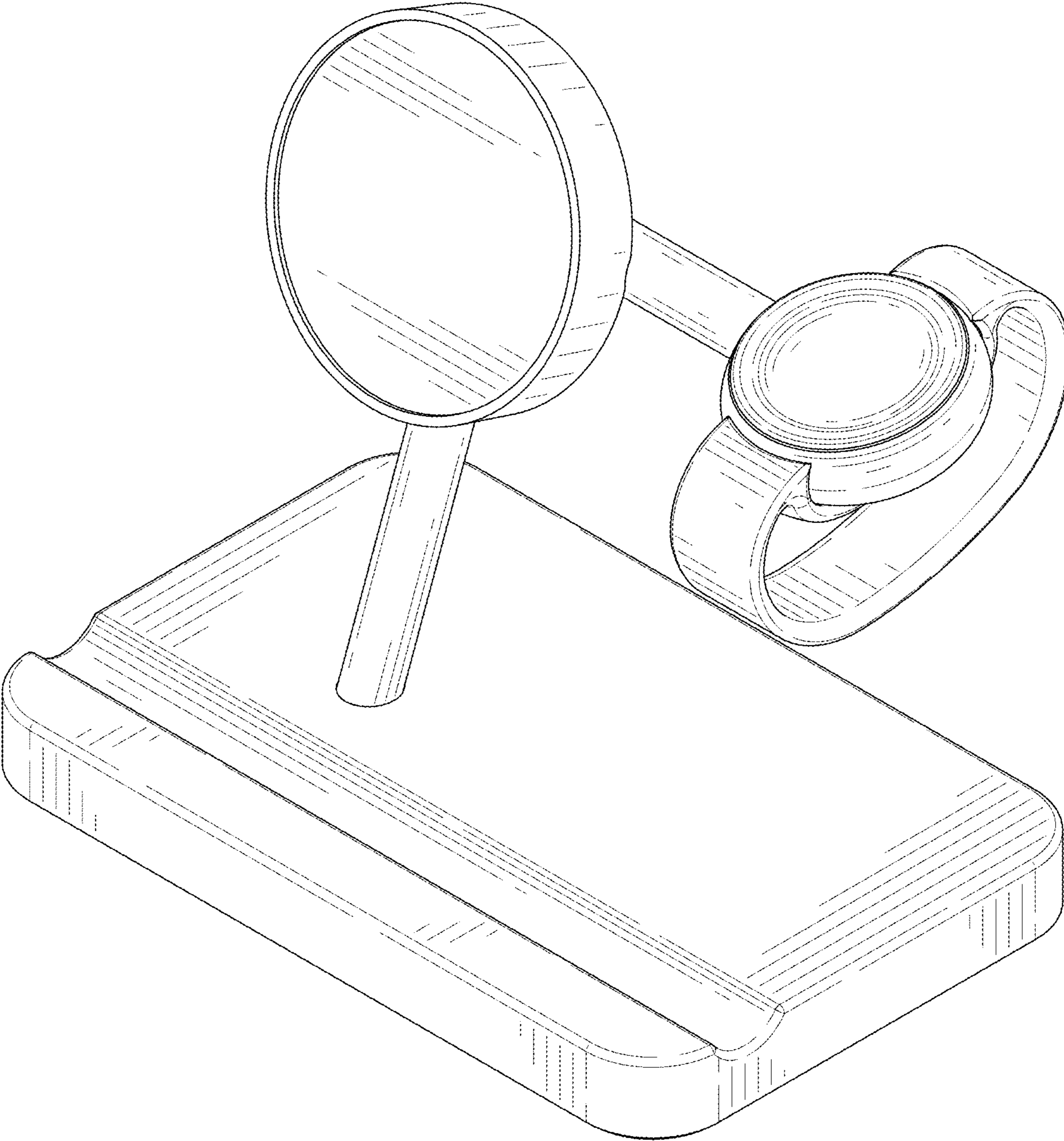


FIG. 1

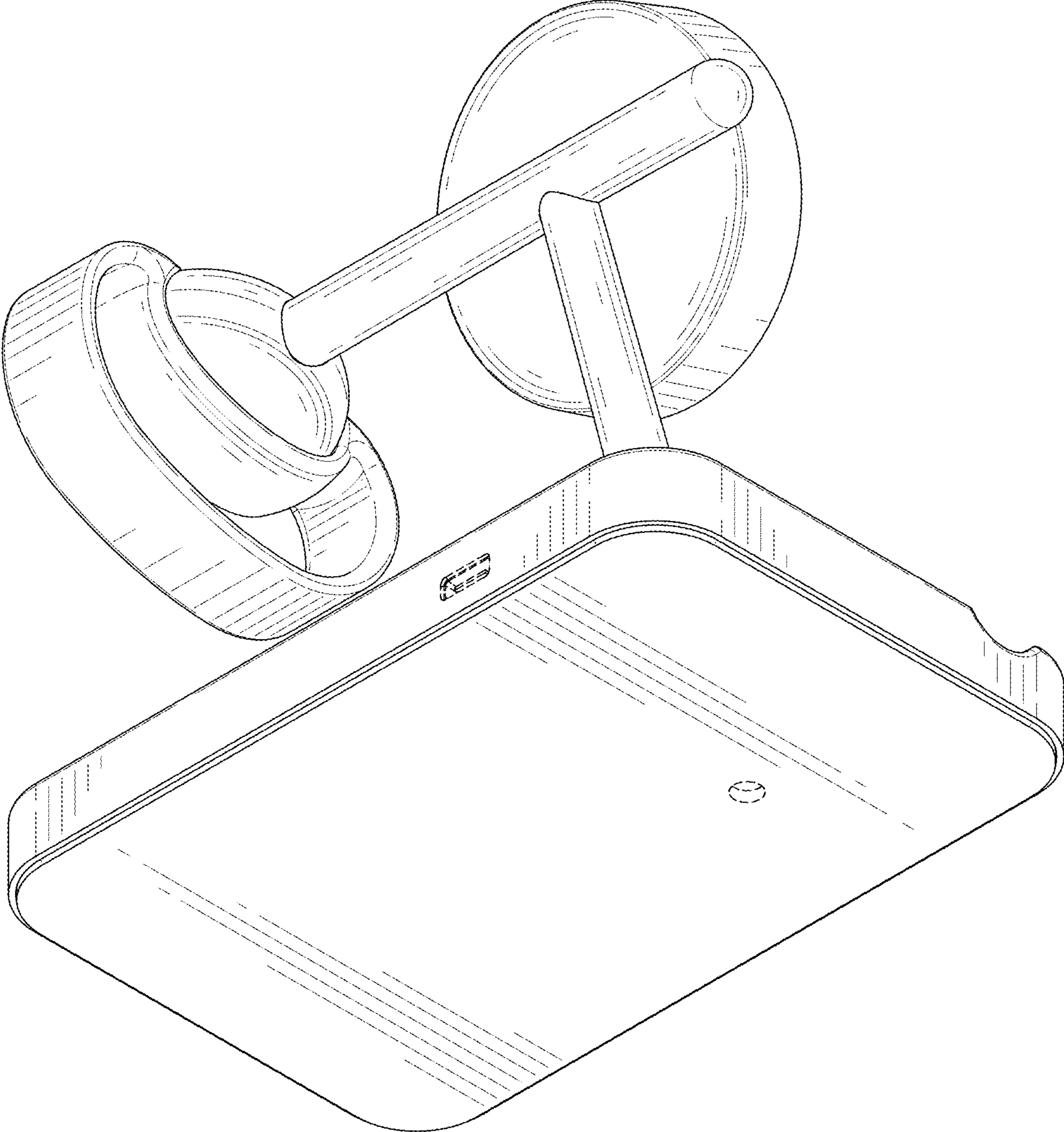


FIG. 2

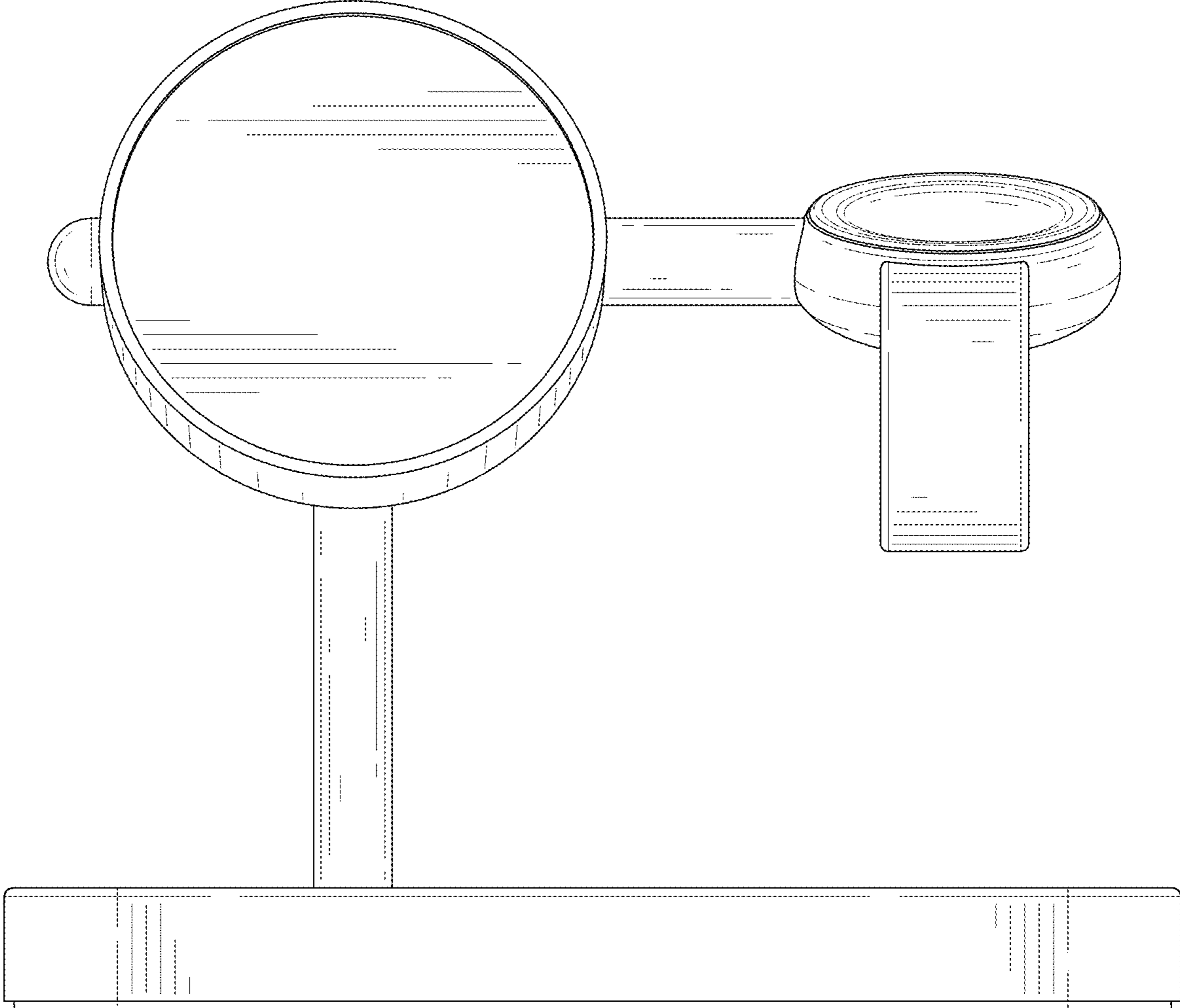


FIG. 3

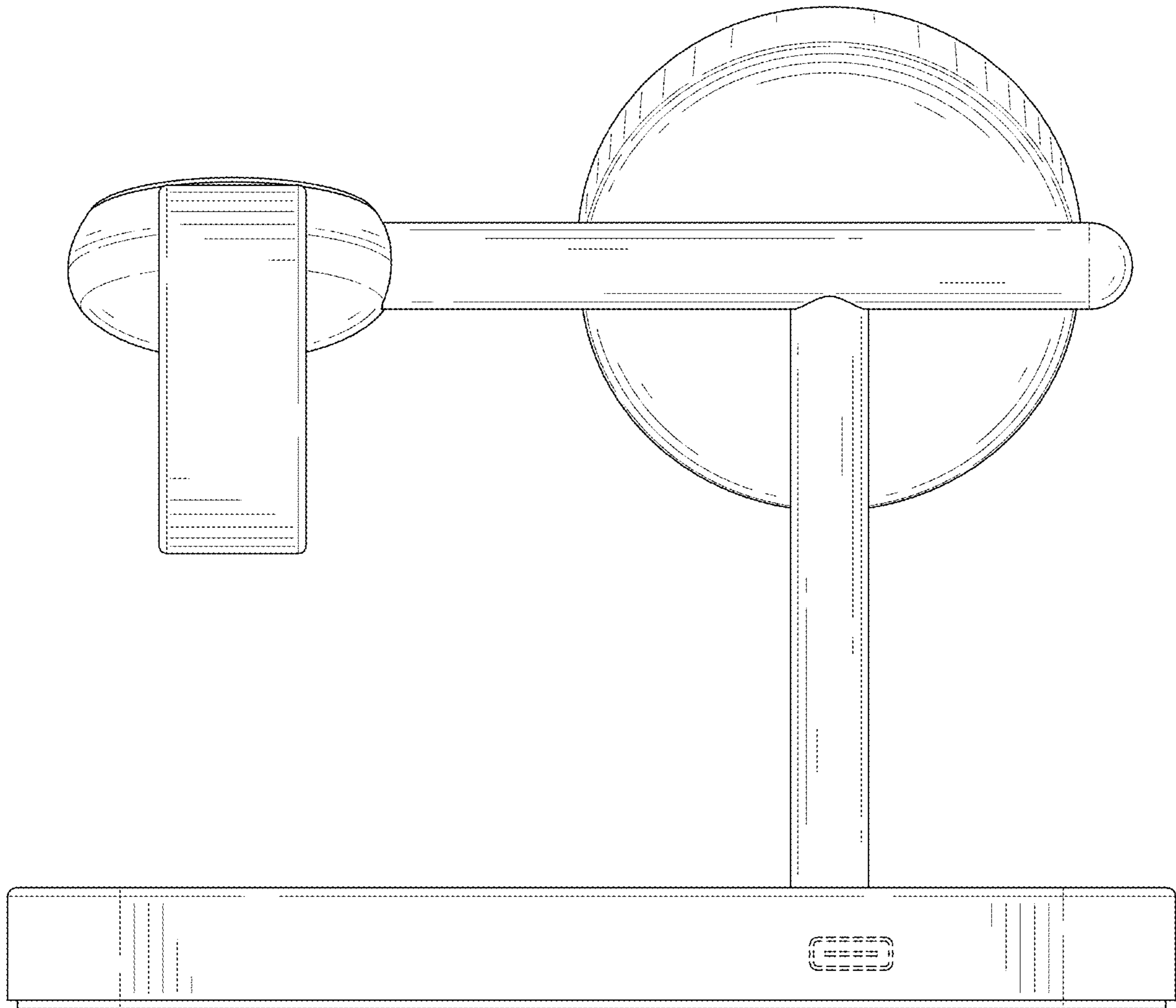


FIG. 4

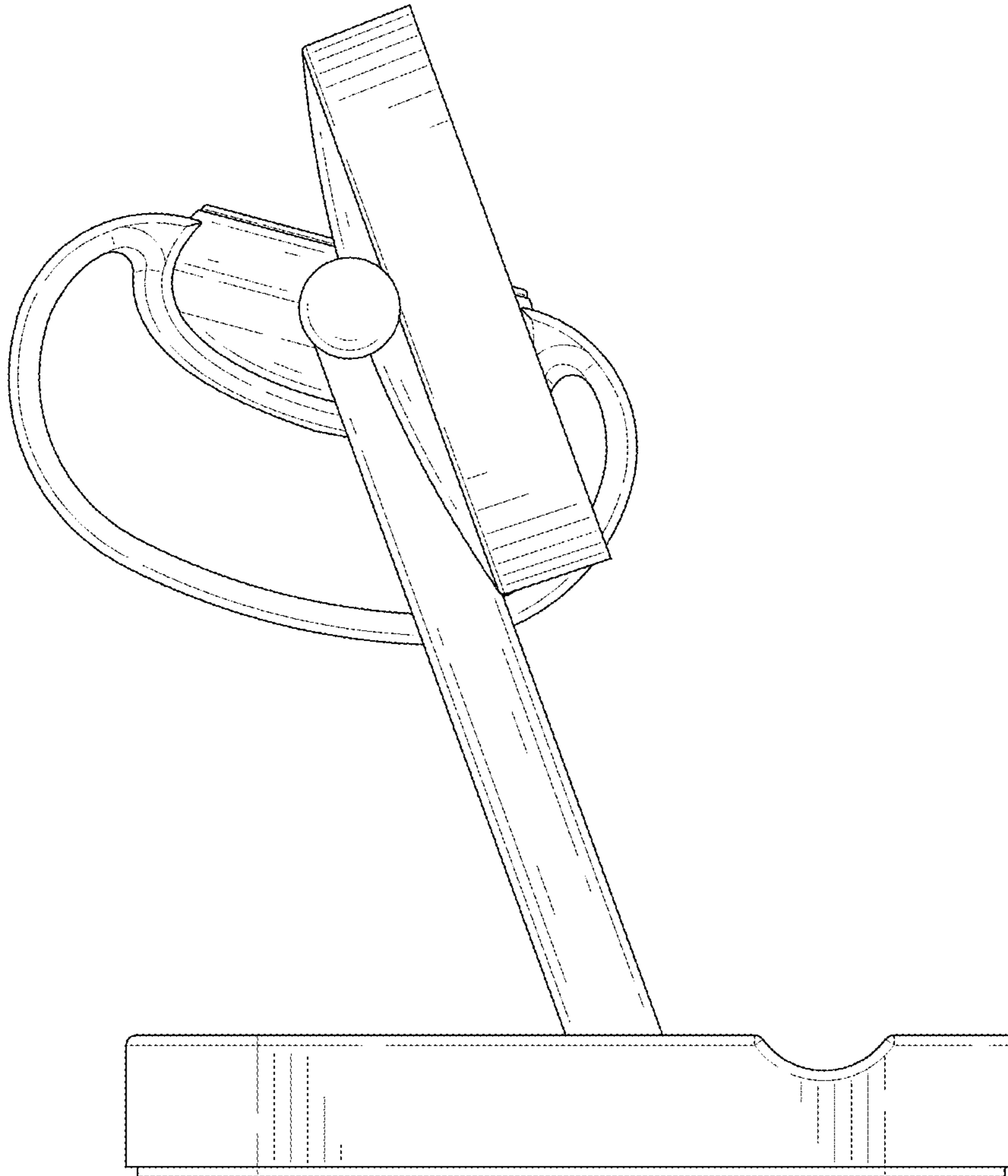


FIG. 5

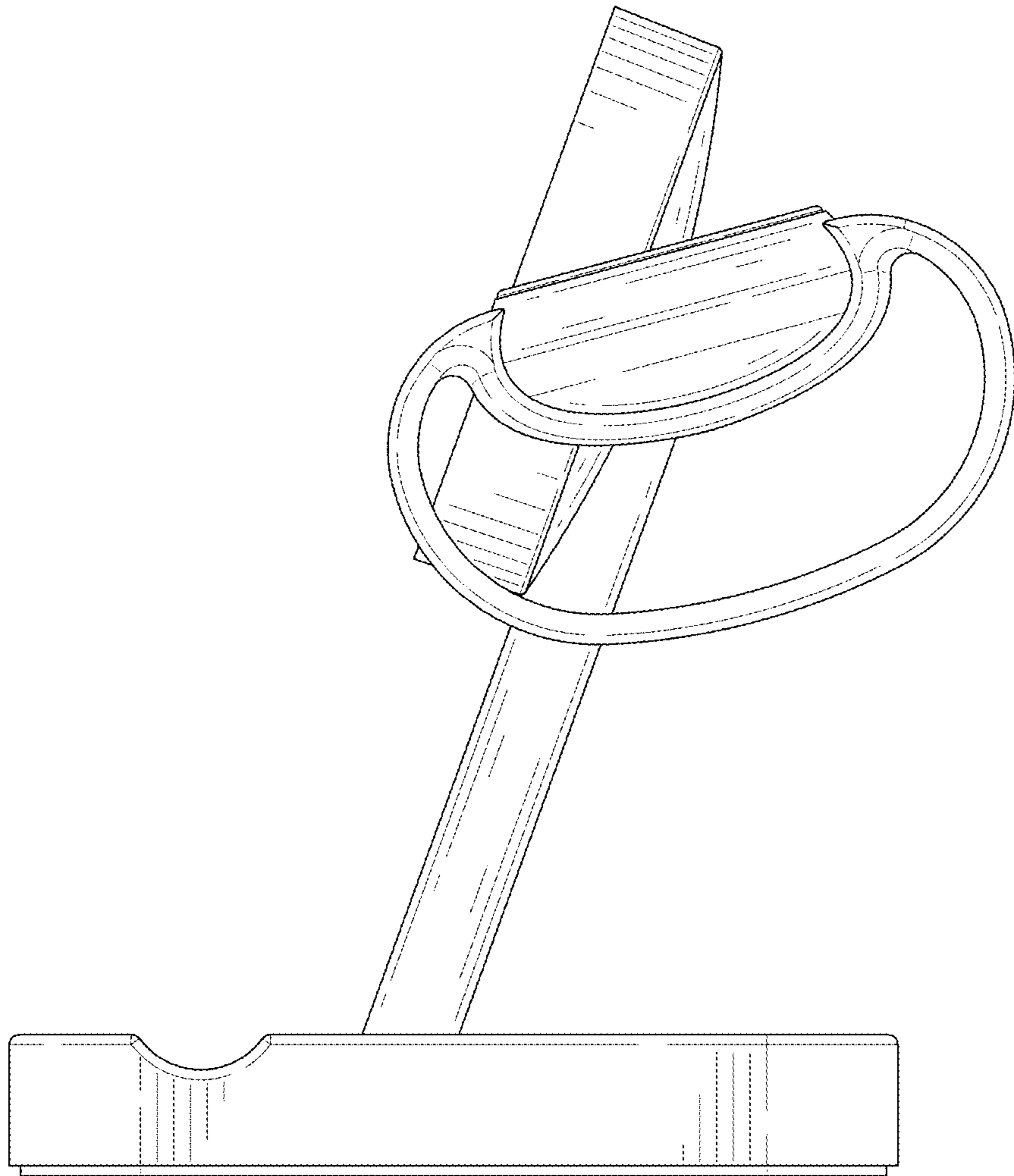


FIG. 6



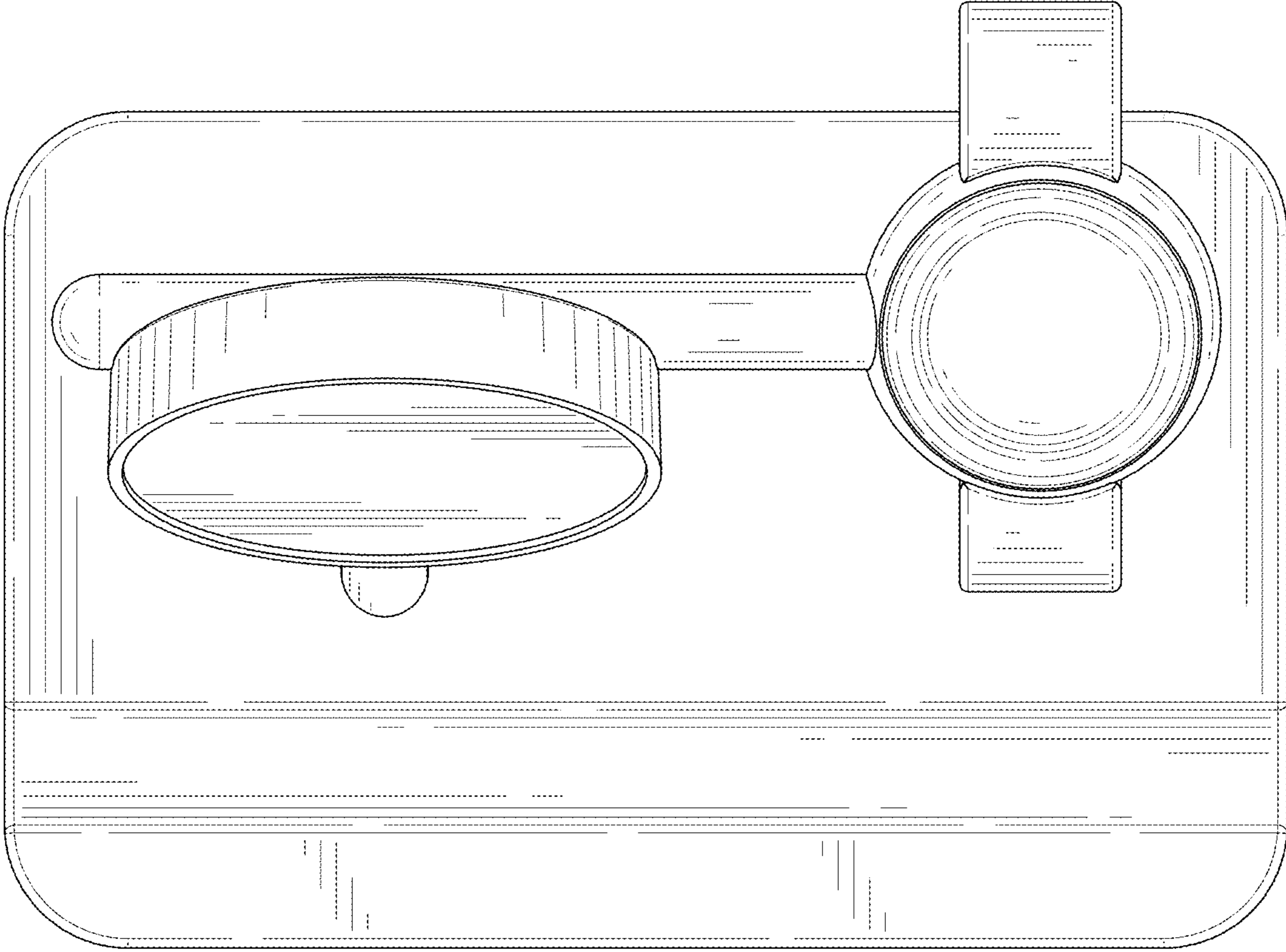


FIG. 7

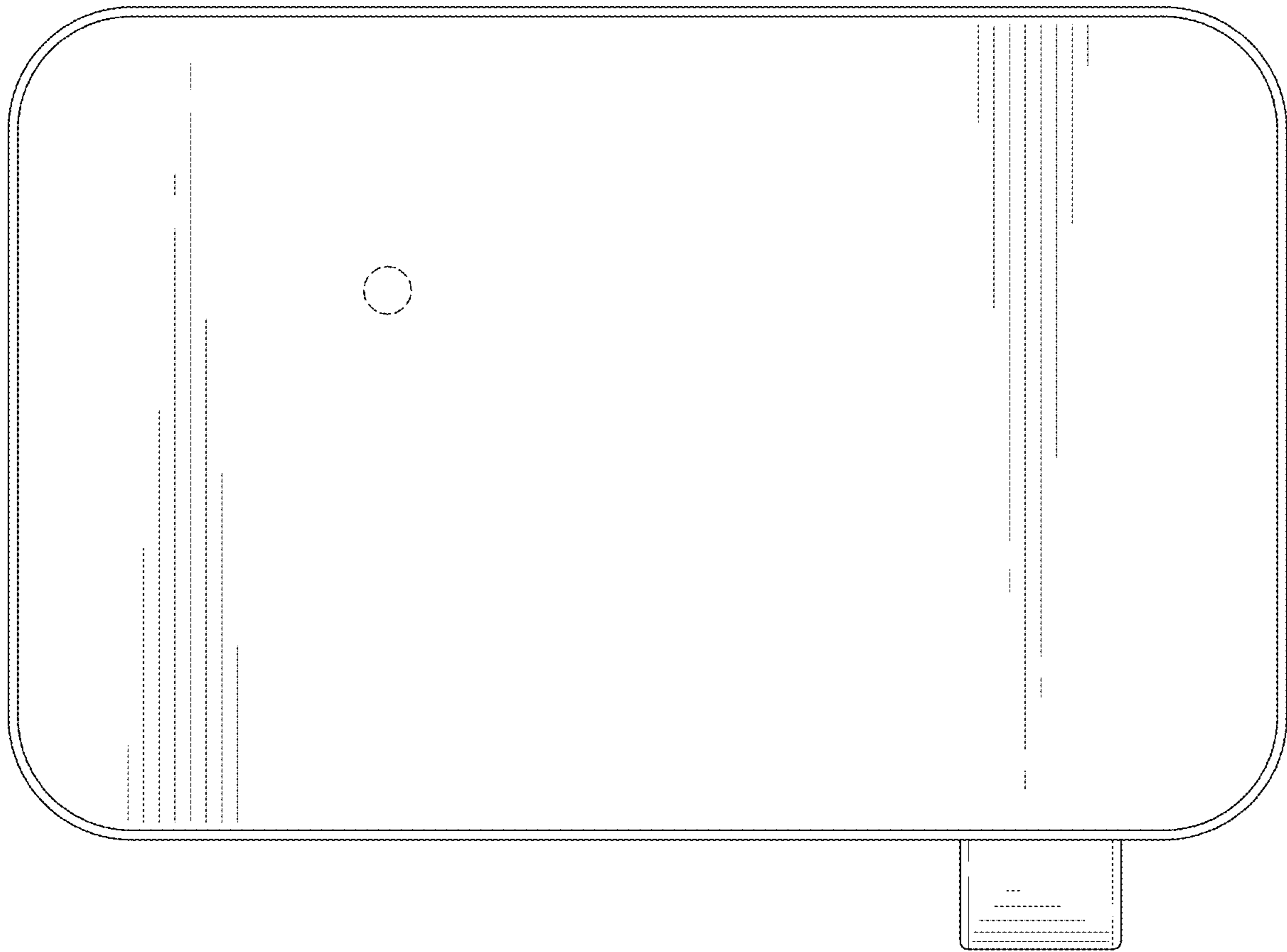


FIG. 8