



US00D955317S

(12) **United States Design Patent** (10) **Patent No.:** **US D955,317 S**
Ackeret et al. (45) **Date of Patent:** **** Jun. 21, 2022**

(54) **SUPPORT FOR WINDSHIELD WIPER**
(71) Applicants: **Christian Ackeret**, Stirling (CA);
Janice Ackeret, Stirling (CA)
(72) Inventors: **Christian Ackeret**, Stirling (CA);
Janice Ackeret, Stirling (CA)
(**) Term: **15 Years**
(21) Appl. No.: **29/715,577**

D679,581 S * 4/2013 Liu D8/395
D690,583 S * 10/2013 Sendra-Gonzalez .. F16M 13/02
D8/394
8,640,298 B2 2/2014 Schrader
D725,027 S * 3/2015 Poton D12/220
D738,200 S * 9/2015 Forrest D8/395
9,381,891 B1 7/2016 Petrovic
D790,234 S * 6/2017 Wirth D6/328
D817,804 S * 5/2018 Antinone D11/78.1
D834,933 S * 12/2018 Pi D8/395
D870,284 S * 12/2019 Hollis D24/155
D885,876 S * 6/2020 Strothmann D8/395

(22) Filed: **Dec. 3, 2019**
(51) **LOC (13) Cl.** **12-16**
(52) **U.S. Cl.**
USPC **D12/220**
(58) **Field of Classification Search**
USPC D8/94-396, 72; D6/325, 328;
D11/200-220, 222; D12/219, 220;
D24/155-157
CPC . F16L 3/085; F16L 3/221; F16L 3/137; F16L
3/08; F16M 13/02
See application file for complete search history.

FOREIGN PATENT DOCUMENTS

EP 1174315 1/2002
* cited by examiner

Primary Examiner — Kevin K Rudzinski
Assistant Examiner — Jerry Shiuan-Hua Hsu

(57) **CLAIM**

The ornamental design for a support for windshield wiper, as shown and described.

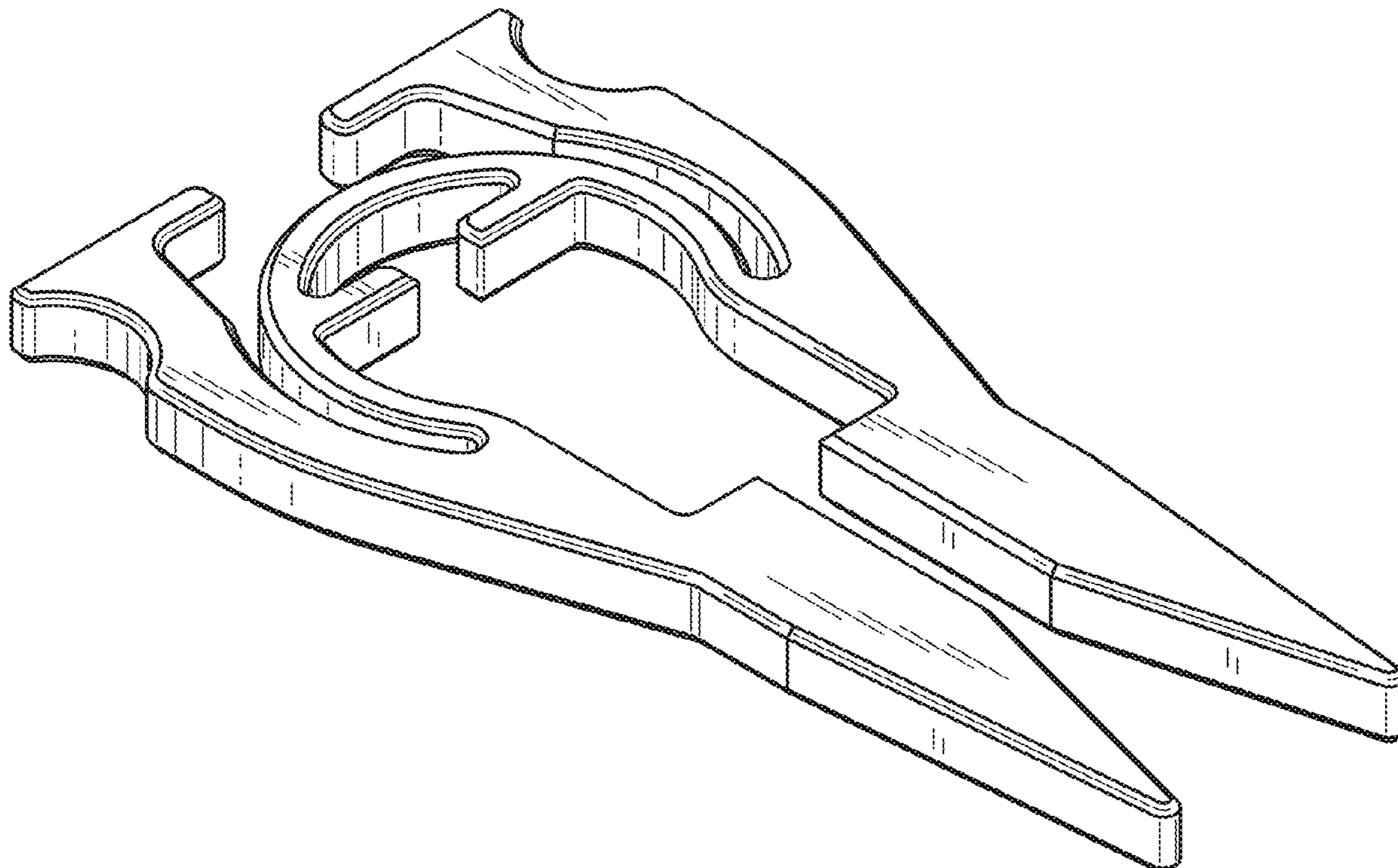
DESCRIPTION

FIG. 1 is a front view of a support for windshield wiper, showing our new design;
FIG. 2 is a rear view thereof;
FIG. 3 is a right side view thereof;
FIG. 4 is a left side view thereof;
FIG. 5 is a top view thereof;
FIG. 6 is a bottom view thereof; and,
FIG. 7 is a bottom front left side perspective view thereof.

(56) **References Cited**
U.S. PATENT DOCUMENTS

5,628,084 A 5/1997 Chen
6,802,101 B2 10/2004 Egner-Walter
7,536,744 B1 5/2009 Schrader
D664,838 S * 8/2012 Parks D8/395
D674,685 S * 1/2013 Dixon D8/395
D675,086 S * 1/2013 Gary D8/395
8,365,345 B1 2/2013 Bush
D679,177 S * 4/2013 Craig D8/395

1 Claim, 4 Drawing Sheets



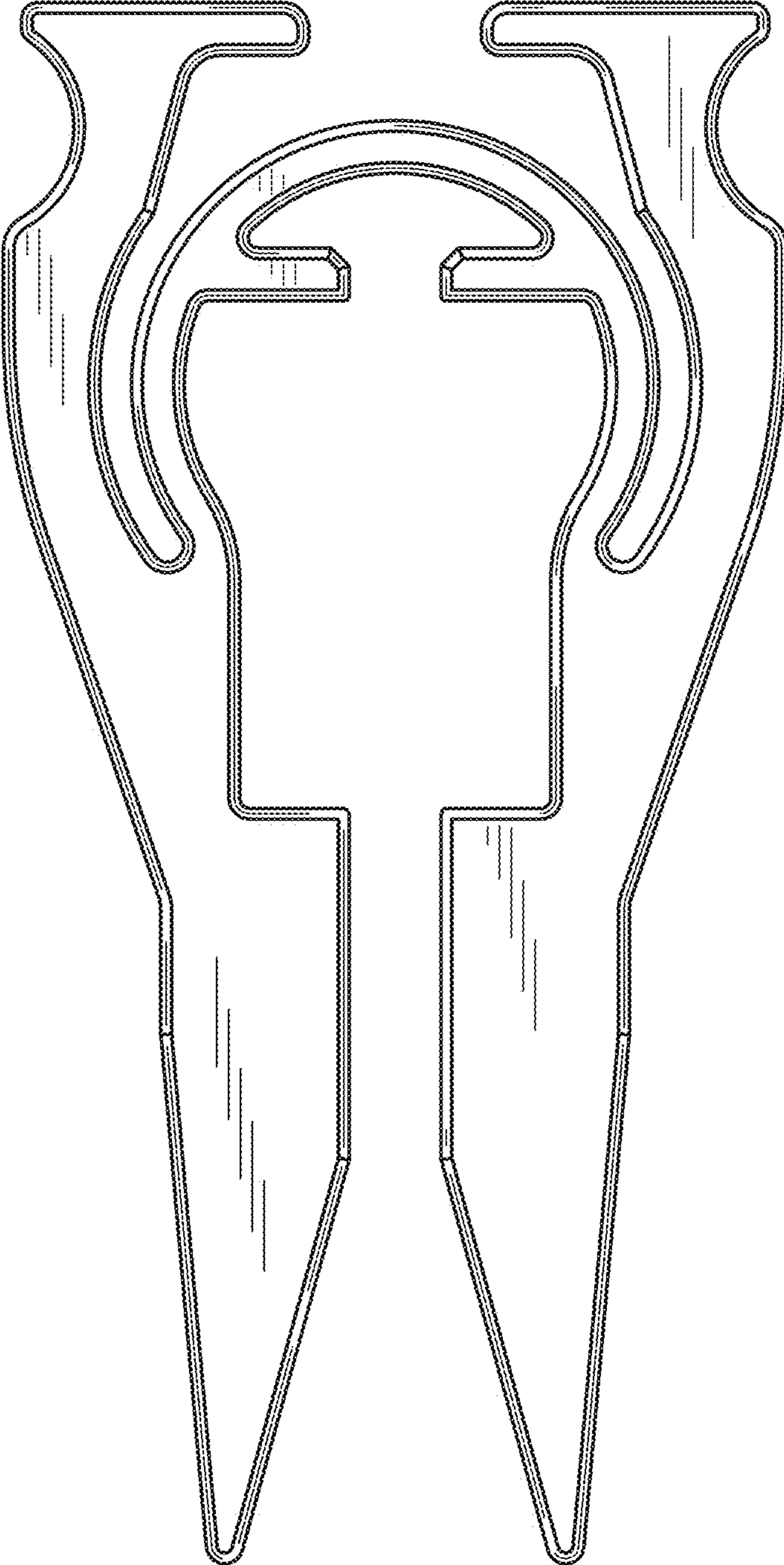


FIG. 1

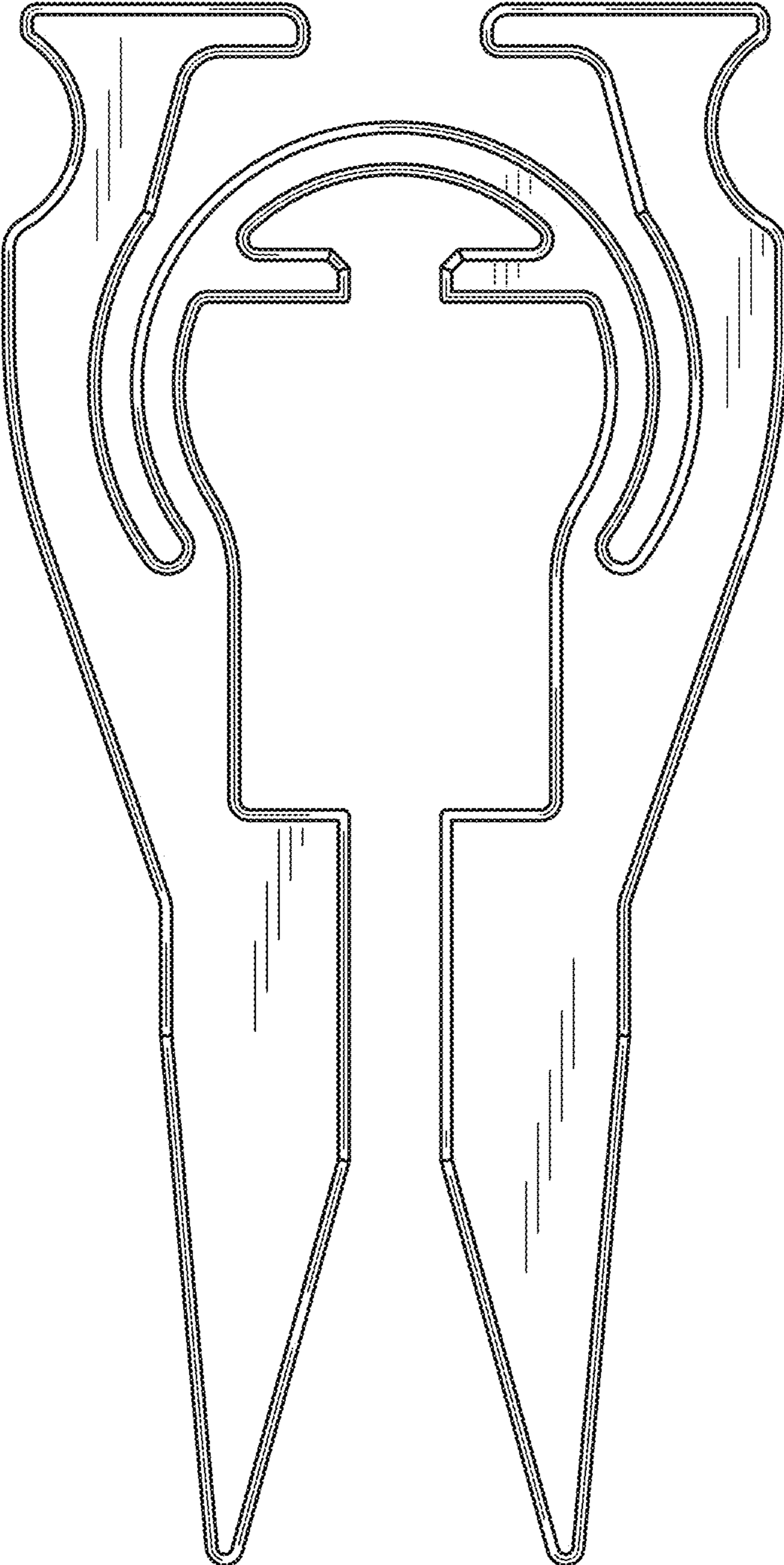


FIG. 2




FIG. 3




FIG. 4



FIG. 5

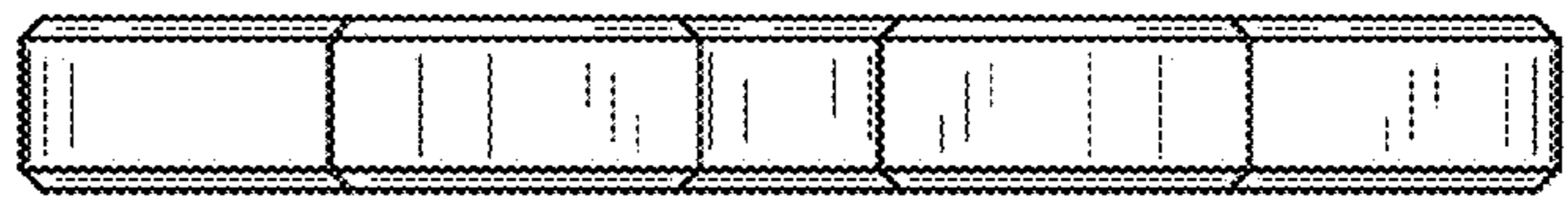


FIG. 6

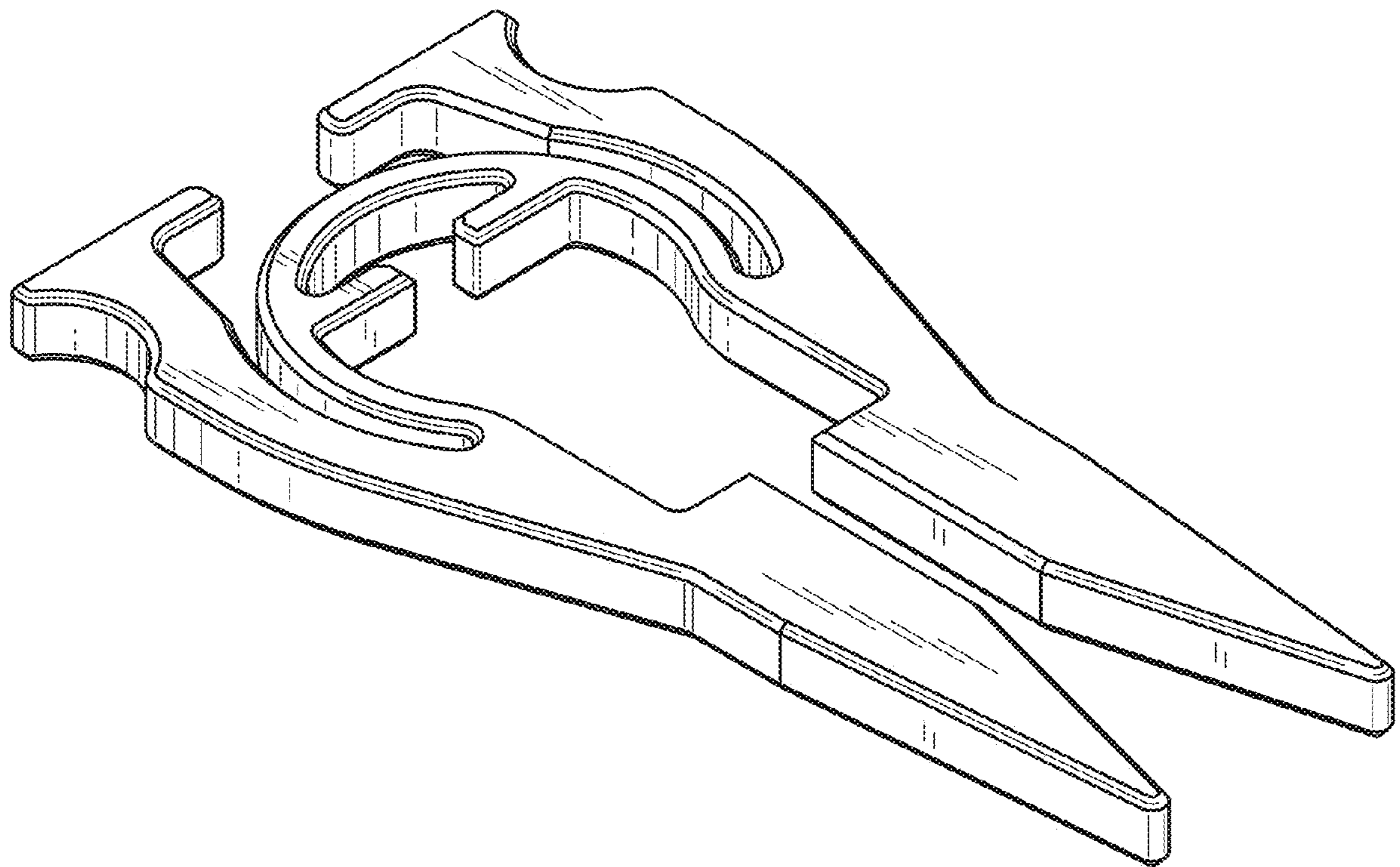


FIG. 7