



US00D955311S

(12) **United States Design Patent** (10) **Patent No.:** **US D955,311 S**
Langhals et al. (45) **Date of Patent:** **** Jun. 21, 2022**

(54) **LOWER FASCIA TRIM**

(56) **References Cited**

(71) Applicants: **Taylor A. Langhals**, Waterford, MI (US); **Tome Jovanoski**, Shelby Township, MI (US); **Timothy W. Anness**, Rochester Hills, MI (US)

U.S. PATENT DOCUMENTS

D854,234 S *	7/2019	Lucas	D26/139
D865,601 S *	11/2019	Goodrich	D12/190
D865,602 S *	11/2019	Goodrich	D12/190
D873,192 S *	1/2020	Smith	D12/190
D882,472 S *	4/2020	Goodrich	D12/190
D886,698 S *	6/2020	Goodrich	D12/190
D909,267 S *	2/2021	Harvey	D12/192
D916,635 S *	4/2021	Tomasson	D13/154
D916,636 S *	4/2021	Grand	D12/190
D937,721 S *	12/2021	Zou	D12/190

(72) Inventors: **Taylor A. Langhals**, Waterford, MI (US); **Tome Jovanoski**, Shelby Township, MI (US); **Timothy W. Anness**, Rochester Hills, MI (US)

(73) Assignee: **FCA US LLC**, Auburn Hills, MI (US)

* cited by examiner

(**) Term: **15 Years**

Primary Examiner — Katrina A Betton

(21) Appl. No.: **29/815,284**

(74) *Attorney, Agent, or Firm* — Ralph E. Smith

(22) Filed: **Nov. 12, 2021**

(57) **CLAIM**

The ornamental design for a lower fascia trim, as shown and described.

Related U.S. Application Data

DESCRIPTION

(63) Continuation-in-part of application No. 29/727,316, filed on Mar. 10, 2020, now Pat. No. Des. 935,940.

FIG. 1 is a front perspective view of a lower fascia trim showing our new design;

(51) **LOC (13) Cl.** **12-16**

FIG. 2 is a front view thereof;

(52) **U.S. Cl.** **D12/190**

FIG. 3 is a rear view thereof;

(58) **Field of Classification Search**

FIG. 4 is a side view thereof;

USPC D12/190, 181, 192, 400, 90, 91, 92, 196, D12/197, 198, 199, 200, 171, 172, 163, D12/110, 114

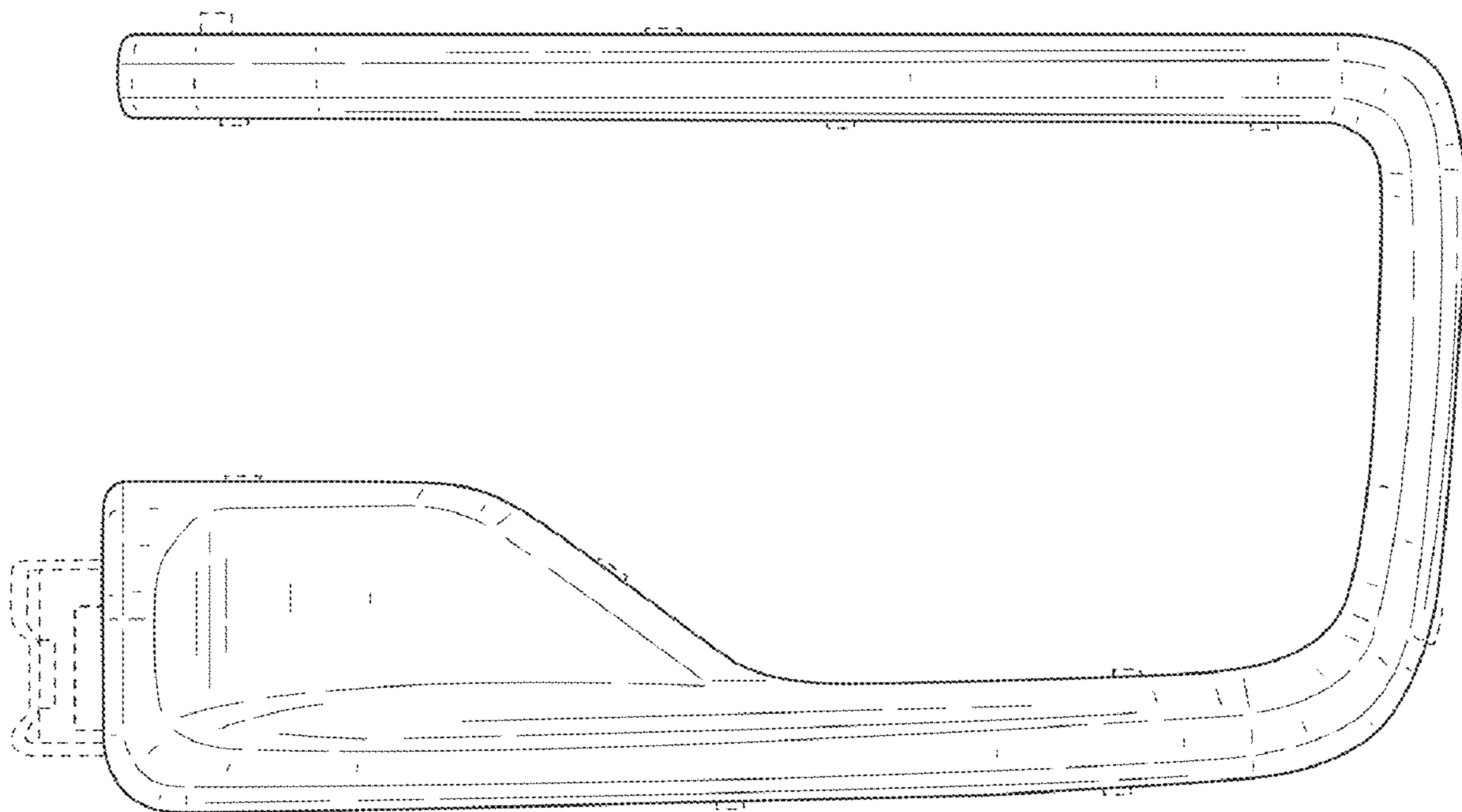
FIG. 5 is a top view thereof; and,

CPC B60S 9/205; B60R 13/005; B60R 13/02
See application file for complete search history.

FIG. 6 is a bottom view thereof.

It will be understood that the broken lines shown in the drawings illustrate portions of the lower fascia trim that form no part of the claimed design.

1 Claim, 4 Drawing Sheets



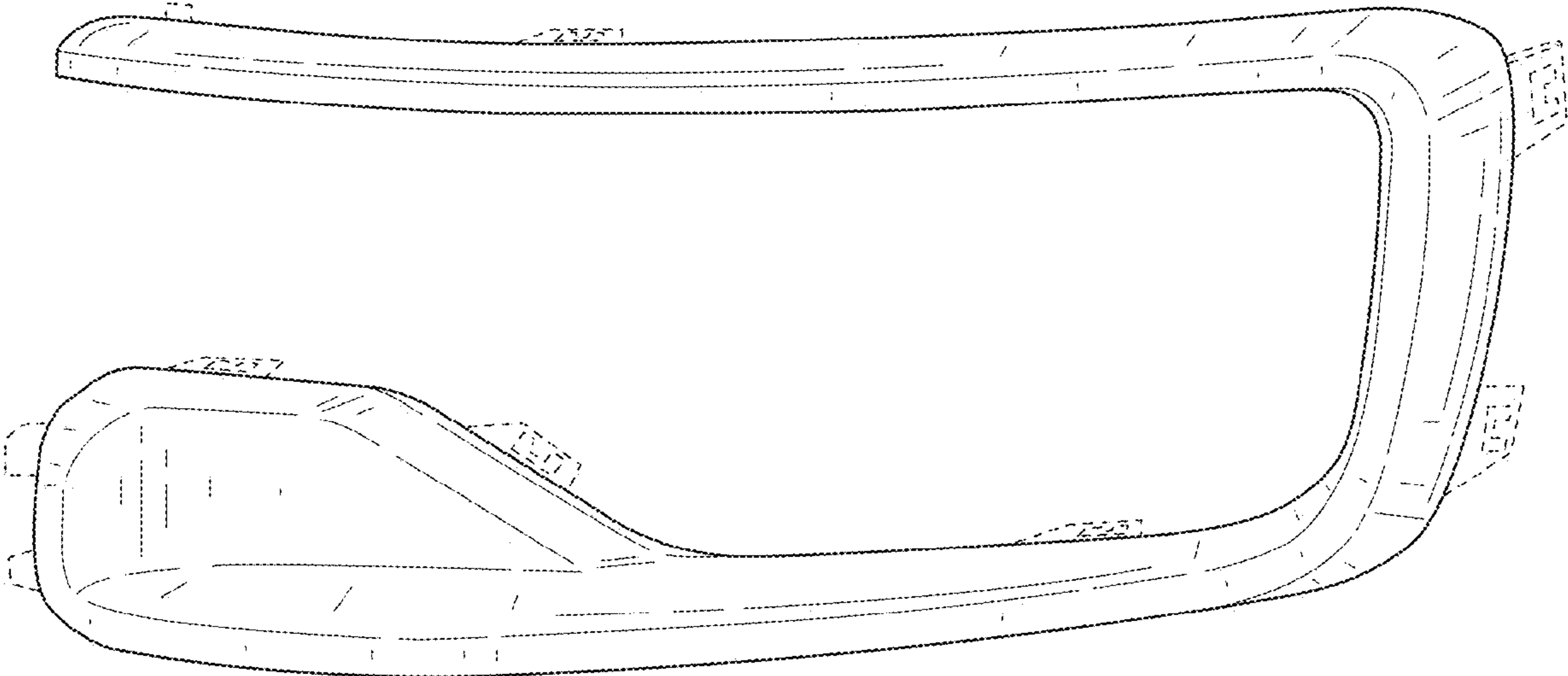


FIG. 1

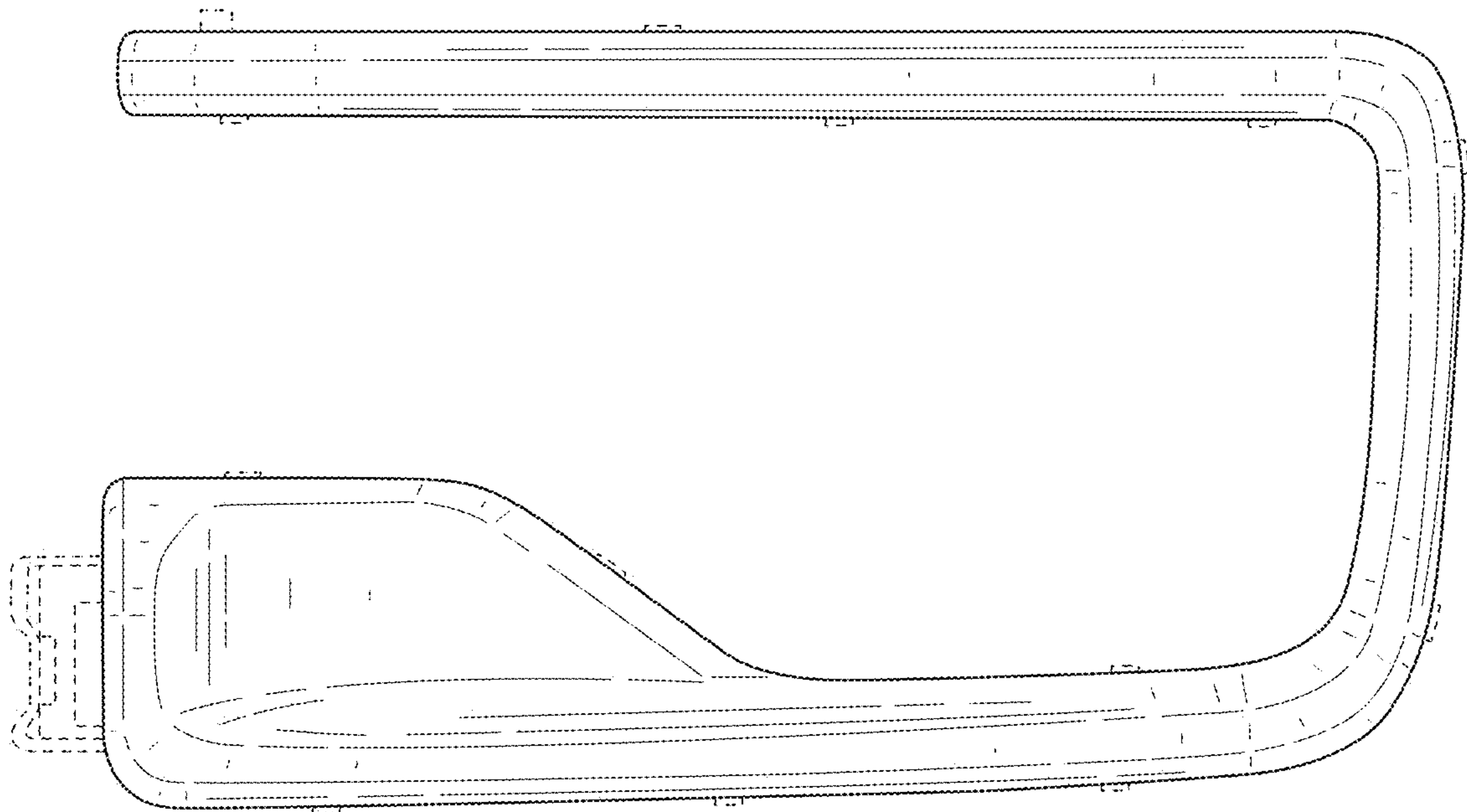


FIG. 2

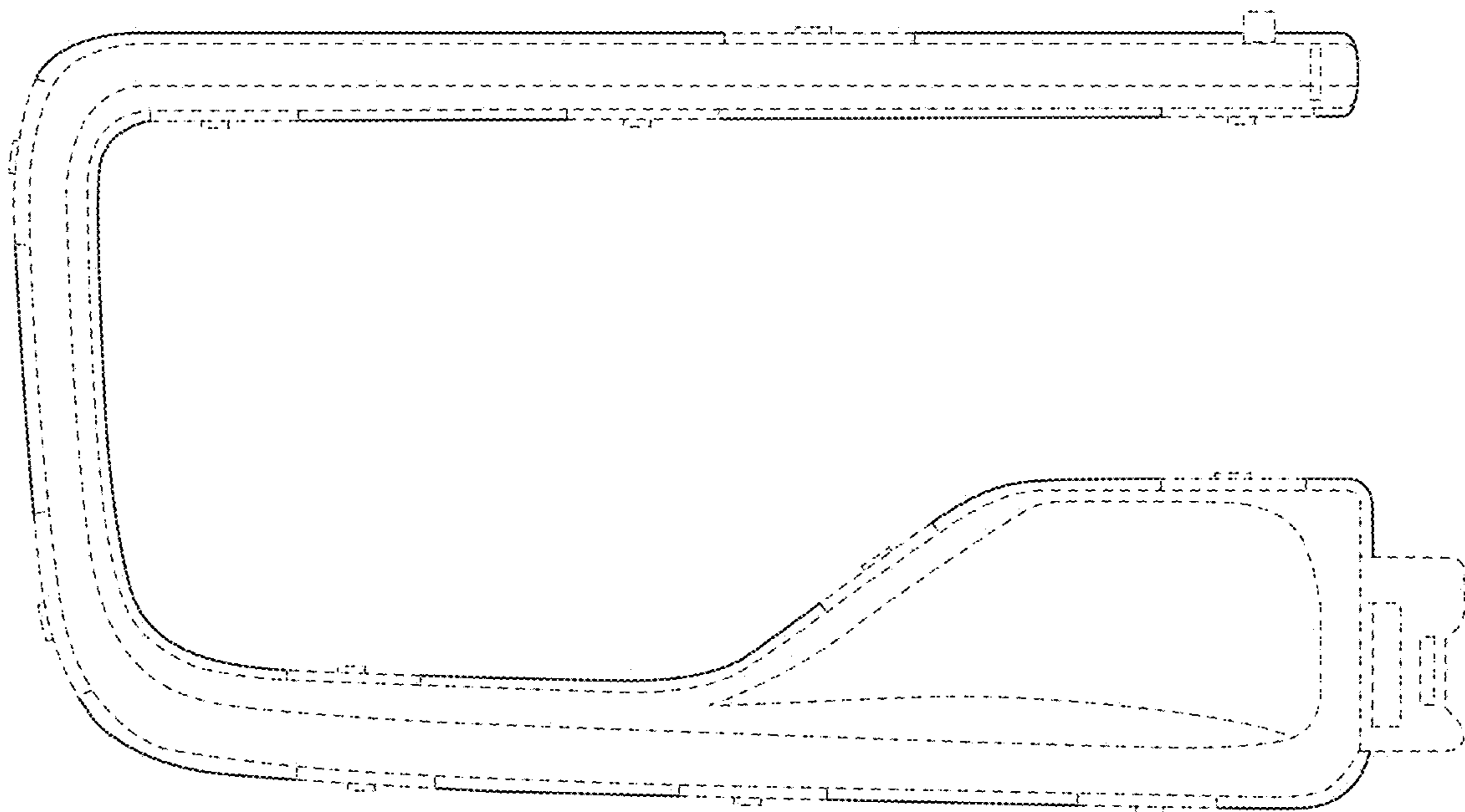


FIG. 3

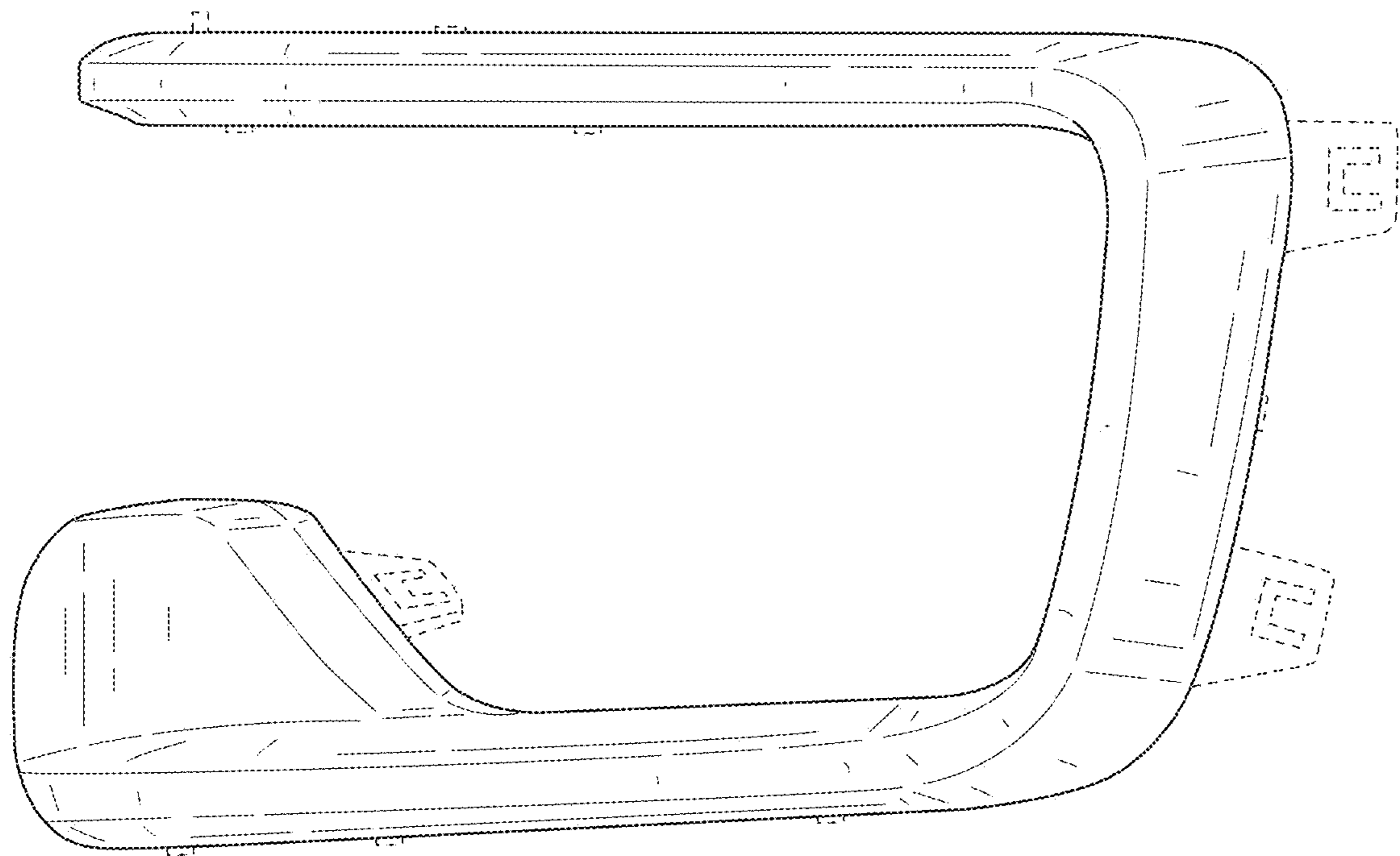


FIG. 4

