



US00D955292S

(12) **United States Design Patent**
Taormina

(10) **Patent No.:** **US D955,292 S**
(45) **Date of Patent:** **** Jun. 21, 2022**

(54) **AUTOMOBILE**

- (71) Applicant: **Taormina Imports**, San Carlos, CA (US)
- (72) Inventor: **Ted Taormina**, San Carlos, CA (US)
- (73) Assignee: **Taormina Motorsports**, San Carlos, CA (US)
- (**) Term: **15 Years**
- (21) Appl. No.: **29/733,400**
- (22) Filed: **May 1, 2020**
- (51) **LOC (13) Cl.** **12-08**
- (52) **U.S. Cl.**
USPC **D12/88**; D12/92
- (58) **Field of Classification Search**
USPC D12/86, 90-92, 88; D21/424, 433, 434,
D21/533, 535, 548; 296/181.1-181.5,
296/183.1
CPC B62D 25/00; B62D 25/06; B62D 33/00;
B62D 35/00
See application file for complete search history.

(56) **References Cited**

U.S. PATENT DOCUMENTS

D278,043 S *	3/1985	Avery	D12/92
D331,895 S *	12/1992	Panoz	D12/92
D553,544 S *	10/2007	Rothman	D12/92
D692,800 S *	11/2013	Wiltshire	D12/92
D758,247 S *	6/2016	Nurnberger	D12/92
D758,249 S *	6/2016	Callum	D12/92
D825,387 S *	8/2018	Nurnberger	D12/92
D881,074 S *	4/2020	Eaton	D12/92
D913,160 S *	3/2021	Nurnberger	D12/92

OTHER PUBLICATIONS

- 1957 Sebring 12 hour Grand Prix Maserati 450S Race Car, sportscardigest.com, Mar. 4, 2011.*
- 1959 Maserati BocarXP5 and 1957 Maserati 300S hemmings.com, @2021.*
- 1999 Restored 1955 Maserati 300S No. 3057, p. 1 https://www.musy.net/Maserati-1/Maserati-2/Maserati-3/Maserati-4/Maserati-5/maserati-5.html.*
- 1959 Maserati 450S https://www.classicdriver.com/del/car/maserati/450-s/1959/682812.*
- 2008 Photo of 1950's Maserati Sports Car, pp. 1-5 , Wallpaper Collection @2017 https://adwallpapers.xyz/353720-car-vehicle-sports-car-netcarshow-netcar-car-images-car-photos-2008-creative-workshop-sport-speciale-html (Year: 2017).*

* cited by examiner

Primary Examiner — Melody N Brown

(74) *Attorney, Agent, or Firm* — Francis Law Group

(57) **CLAIM**


The ornamental design for an automobile, as shown and described.

DESCRIPTION

FIG. 1 is a front and right side perspective view of an automobile showing my new design;
 FIG. 2 is a front view thereof;
 FIG. 3 is a rear view thereof;
 FIG. 4 is a right side view thereof;
 FIG. 5 is a left side view thereof; and,
 FIG. 6 is a top plan view thereof.

The central spoke and tri- spike hub portions of the wheels are shown for illustrative and environmental purposes and form no part of the claimed design.

1 Claim, 5 Drawing Sheets



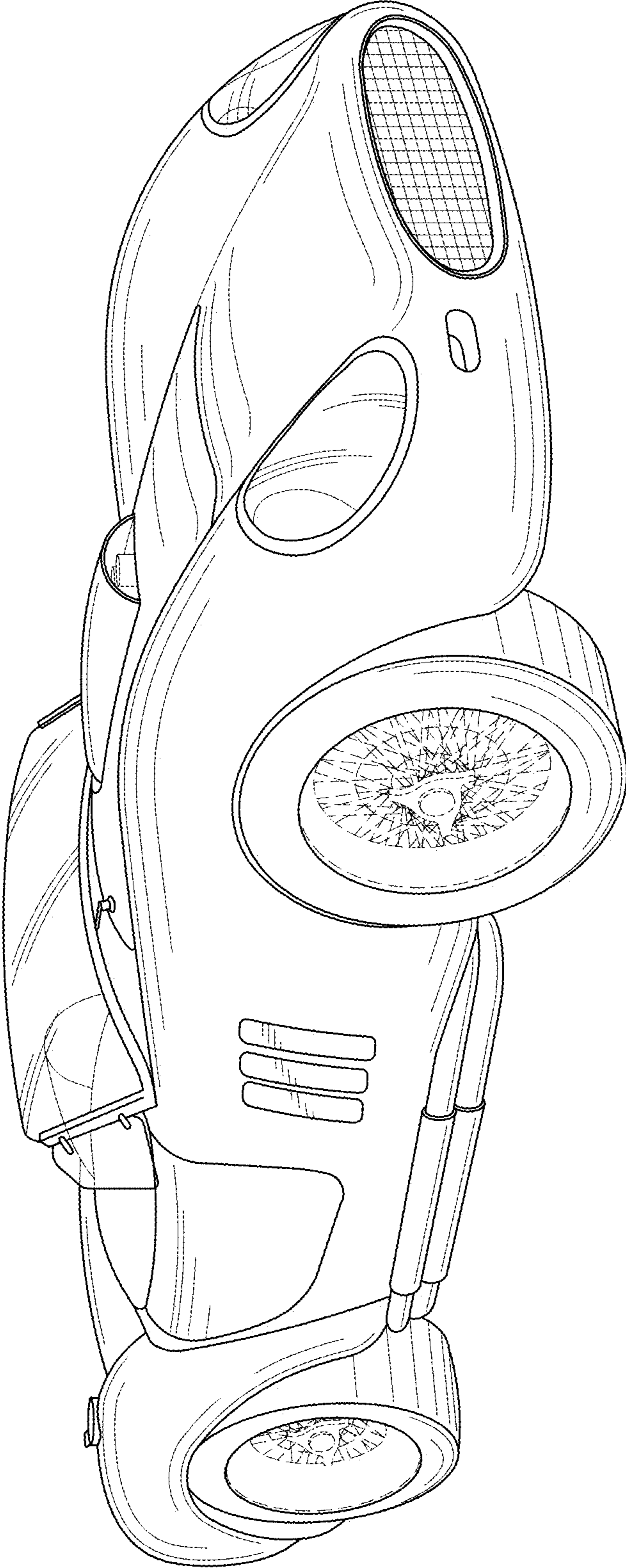


FIG. 1




FIG. 2




FIG. 3

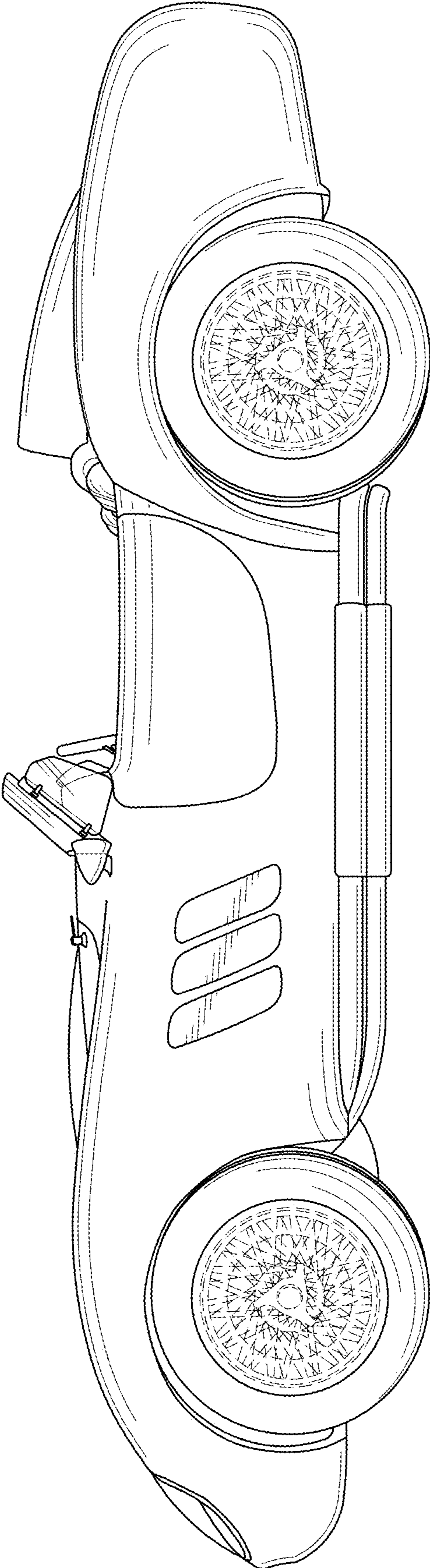


FIG. 4

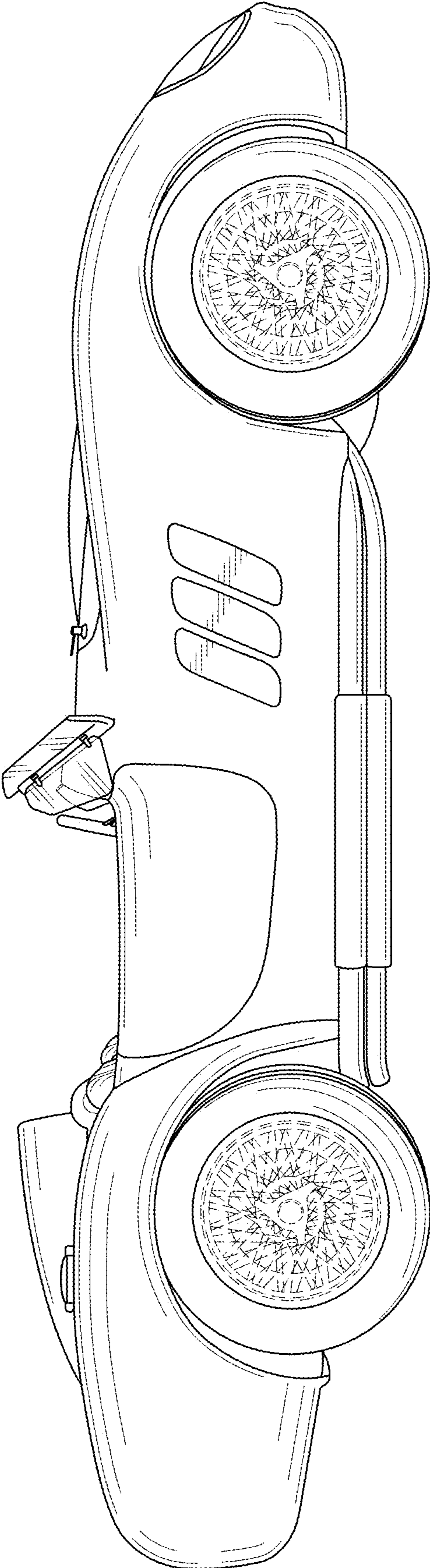


FIG. 5




FIG. 6