



US00D955273S

(12) **United States Design Patent**
Shah

(10) **Patent No.:** **US D955,273 S**
(45) **Date of Patent:** **** Jun. 21, 2022**

(54) **GEMSTONE**
(71) Applicant: **Ritesh Rajendra Shah**, Mumbai (IN)
(72) Inventor: **Ritesh Rajendra Shah**, Mumbai (IN)
(**) Term: **15 Years**

D710,242 S * 8/2014 Itzchaki D11/90
D719,478 S * 12/2014 Shah D11/90
D741,215 S * 10/2015 Loinger D11/90
D763,119 S * 8/2016 Loinger D11/90
D877,645 S * 3/2020 Mehta D11/90
2005/0011226 A1 * 1/2005 So A44C 17/001
63/32
2006/0086143 A1 * 4/2006 Biro A44C 17/001
63/32

(21) Appl. No.: **29/711,533**

(22) Filed: **Oct. 31, 2019**

(30) **Foreign Application Priority Data**

May 2, 2019 (IN) 317418-001

(51) **LOC (13) Cl.** **11-01**

(52) **U.S. Cl.**
USPC **D11/90**

(58) **Field of Classification Search**
USPC D11/1, 16, 26-29, 34, 35, 36, 86, 89-92,
D11/87

CPC A44C 17/00; A44C 17/001; A44C 17/002;
A44C 17/003; A44C 17/005; A44C
17/006; A44C 17/007; A44C 17/008

See application file for complete search history.

(56) **References Cited**

U.S. PATENT DOCUMENTS

D286,388 S * 10/1986 Ishida D11/90
D414,133 S * 9/1999 Parker D11/90
D444,097 S * 6/2001 Cutshall D11/90
D573,057 S * 7/2008 Shah B65D 25/2894
D11/90
D577,625 S * 9/2008 Shah D11/90
D578,033 S * 10/2008 Shah D11/90
D587,619 S * 3/2009 Grosbard B65D 25/2894
D11/90
D589,392 S * 3/2009 Grosbard D11/90
D595,179 S * 6/2009 Shah A44C 17/001
D11/90
D699,620 S * 2/2014 Kothari D11/90

FOREIGN PATENT DOCUMENTS

EM EU002579672-0001 * 11/2014
EM 263286-0001 * 3/2015

OTHER PUBLICATIONS

IGS Button, 2000, [online], [site visited Jun. 10, 2020], Retrieved from url:https://www.gemsociety.org/article/online-faceting-designs-disgrsms-button/ (Year: 2000).*

* cited by examiner

Primary Examiner — Tracey J Bell

(74) *Attorney, Agent, or Firm* — MH2 Technology Law Group LLP

(57) **CLAIM**

The ornamental design for a gemstone, as shown and described.


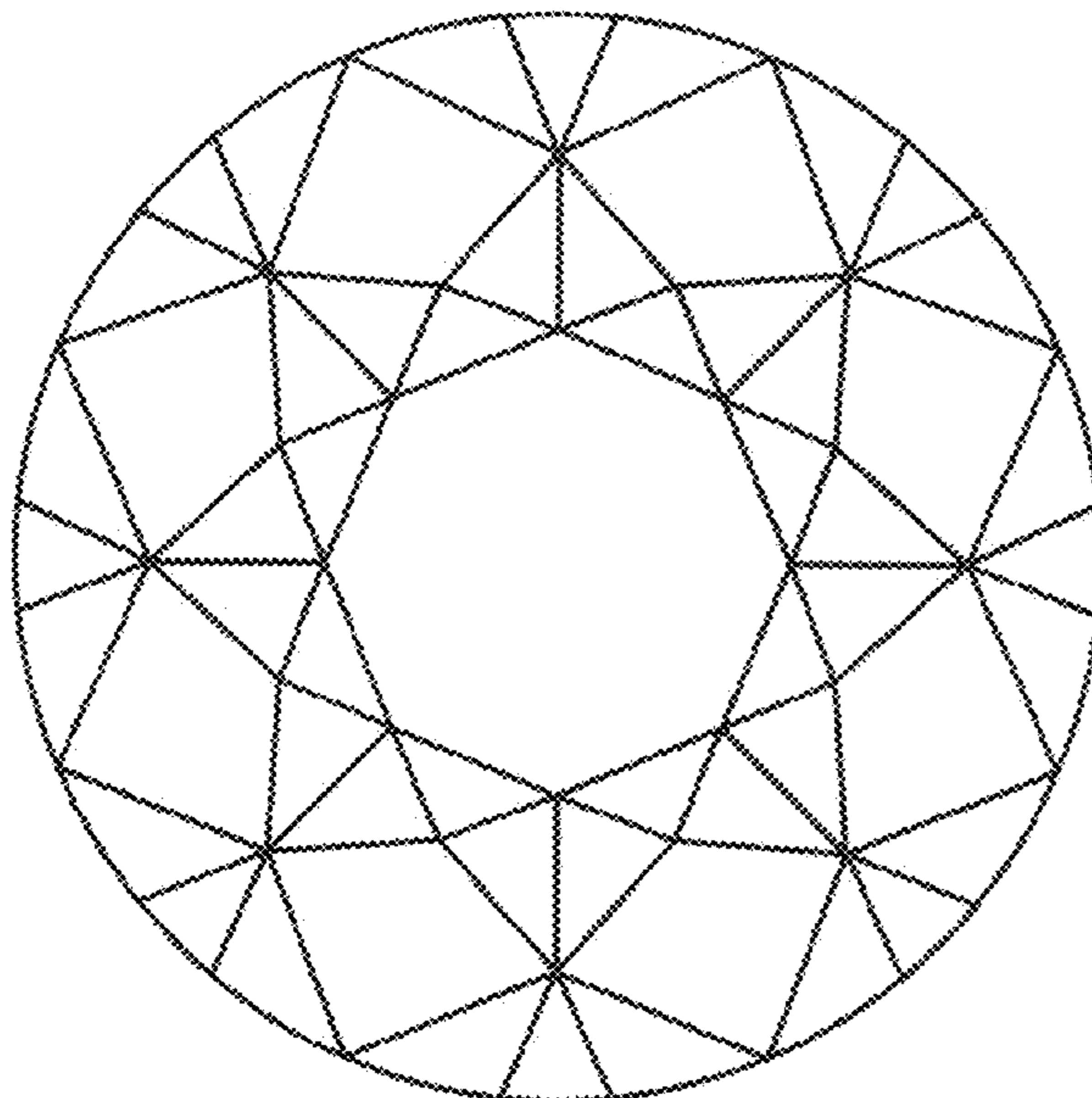
DESCRIPTION

FIG. 1 is a top plan view of a gemstone showing my new design;

FIG. 2 is a bottom plan view thereof; and,

FIG. 3 is a front elevational view thereof, the left-side elevational view, the rear elevational view, and the right-side elevational view appearing the same as the front elevational view.

1 Claim, 3 Drawing Sheets



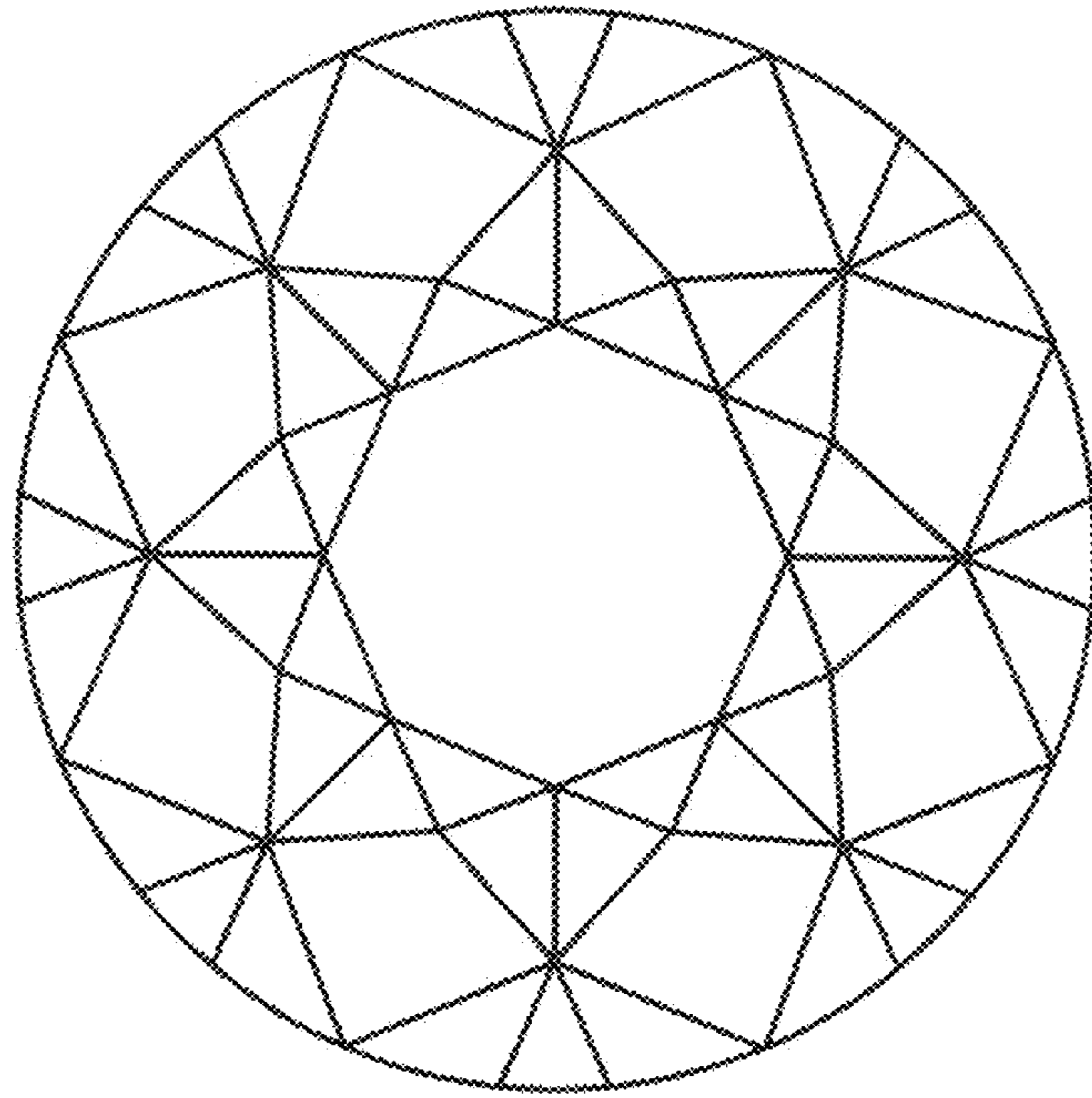


FIG. 1




FIG. 2

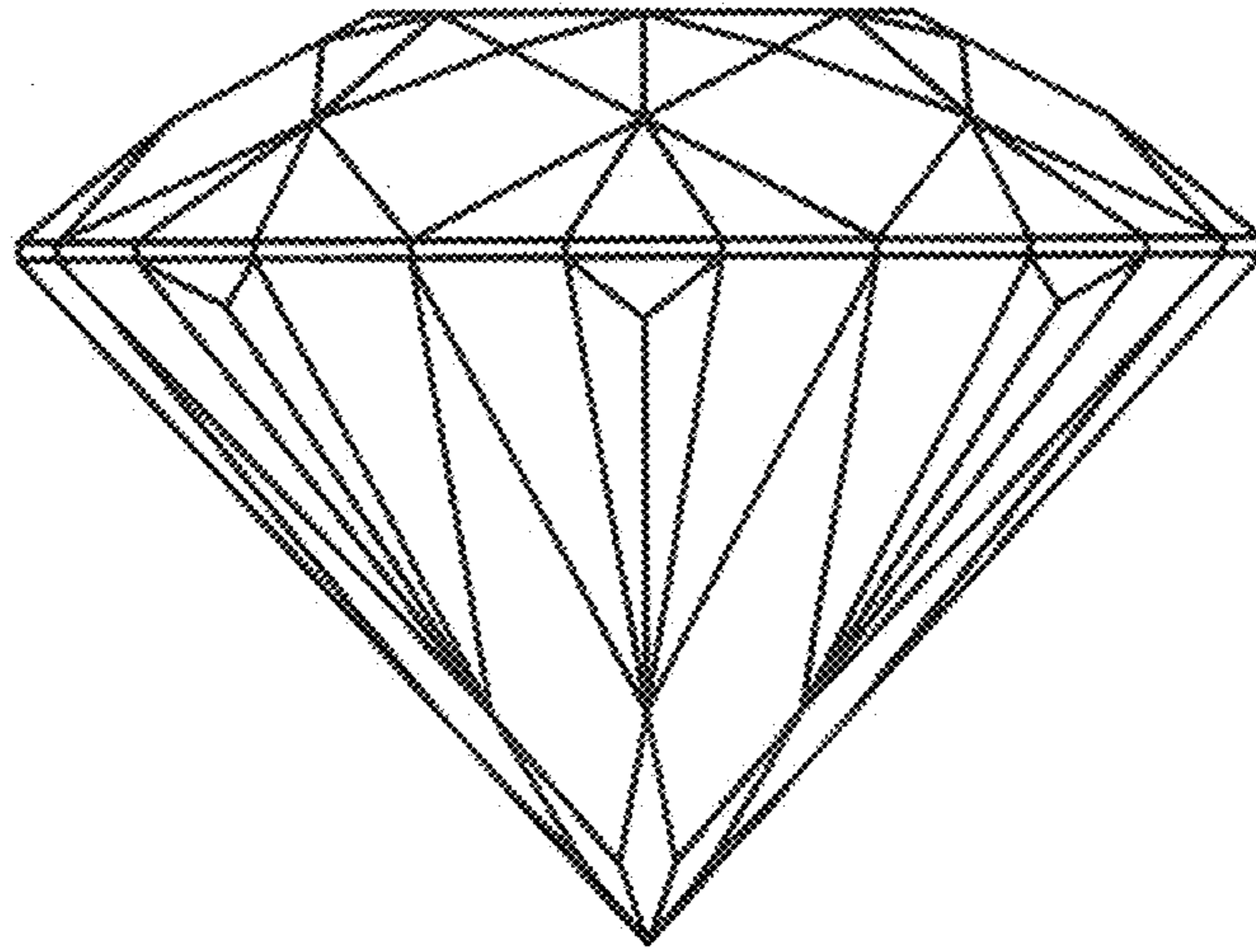


FIG. 3