



US00D955270S

(12) **United States Design Patent**  
**Conway**

(10) **Patent No.:** **US D955,270 S**  
(45) **Date of Patent:** **\*\* Jun. 21, 2022**

(54) **PENDANT**

(71) Applicant: **Donna G. Conway-Patterson**, Costa Mesa, CA (US)

(72) Inventor: **Michael Harold Conway**, Costa Mesa, CA (US)

(\*\*) Term: **15 Years**

D236,019 S	7/1975	Scott	
D246,607 S *	12/1977	Radisich	D11/96
4,158,197 A	6/1979	Takagaki	
D416,513 S *	11/1999	Tavone	D11/96
6,074,711 A	6/2000	Ghazarian	
D500,261 S	12/2004	Pachachi	
D523,773 S	6/2006	Raid	
D580,815 S *	11/2008	Powell	D11/96
D617,973 S *	6/2010	Clarke	D99/18
D891,979 S *	8/2020	Turpin	D11/96
D920,150 S *	5/2021	Zhang	D11/96

(21) Appl. No.: **29/711,185**

**FOREIGN PATENT DOCUMENTS**

(22) Filed: **Oct. 29, 2019**

CN 304344395 \* 11/2017

(51) **LOC (13) Cl.** ..... **11-01**

(52) **U.S. Cl.**

USPC ..... **D11/81**

(58) **Field of Classification Search**

USPC ..... D11/1, 3, 6, 7, 8, 44, 48, 79, 81, 86, 96;  
D99/23, 26, 27

CPC .... A44C 1/00; A44C 5/00; A44C 7/00; A44C  
7/002; A44C 7/005; A44C 7/006; A44C  
7/007; A44C 7/008; A44C 15/0025; A44C  
15/004; A44C 15/005; A44C 15/0055;  
A44C 23/00; A44C 25/00; A44C 25/001;  
A44C 25/005; A44C 25/007; A47G 33/02

See application file for complete search history.

**OTHER PUBLICATIONS**

1st Dibs, 2000, [online], [site visited Dec. 14, 2021]. Retrieved from  
url:https://www.1stdibs.com/jewelry/necklaces/pendant-necklaces/  
diamonds-18-karat-white-gold-stylized-cross-pendant-necklace/id-  
j\_7917191/ (Year: 2000).\*

\* cited by examiner

*Primary Examiner* — Tracey J Bell

(57) **CLAIM**

The ornamental design for a pendant, as shown and described.

(56) **References Cited**

**U.S. PATENT DOCUMENTS**

D10,652 S *	4/1878	Briggs	D11/81
D51,352 S *	10/1917	Vanderlee	D11/96
D119,993 S	4/1940	Brandt	
D132,889 S *	6/1942	Bowman	D11/96
2,519,819 A	8/1950	Brennan	
D216,371 S *	12/1969	Winchell	D11/81
D223,030 S *	2/1972	Dombi	D11/184
D225,537 S *	12/1972	Bowers	D11/81
D226,624 S	4/1973	Maze	
D233,362 S *	10/1974	Scott	D99/27

**DESCRIPTION**

FIG. 1 is a front view of a pendant showing my new design;  
FIG. 2 is a rear view of the pendant;  
FIG. 3 is a right side view of the pendant;  
FIG. 4 is a left side view of the pendant;  
FIG. 5 is a top view of the pendant;  
FIG. 6 is a bottom view of the pendant; and,  
FIG. 7 is a top front side perspective view of the pendant.

**1 Claim, 5 Drawing Sheets**

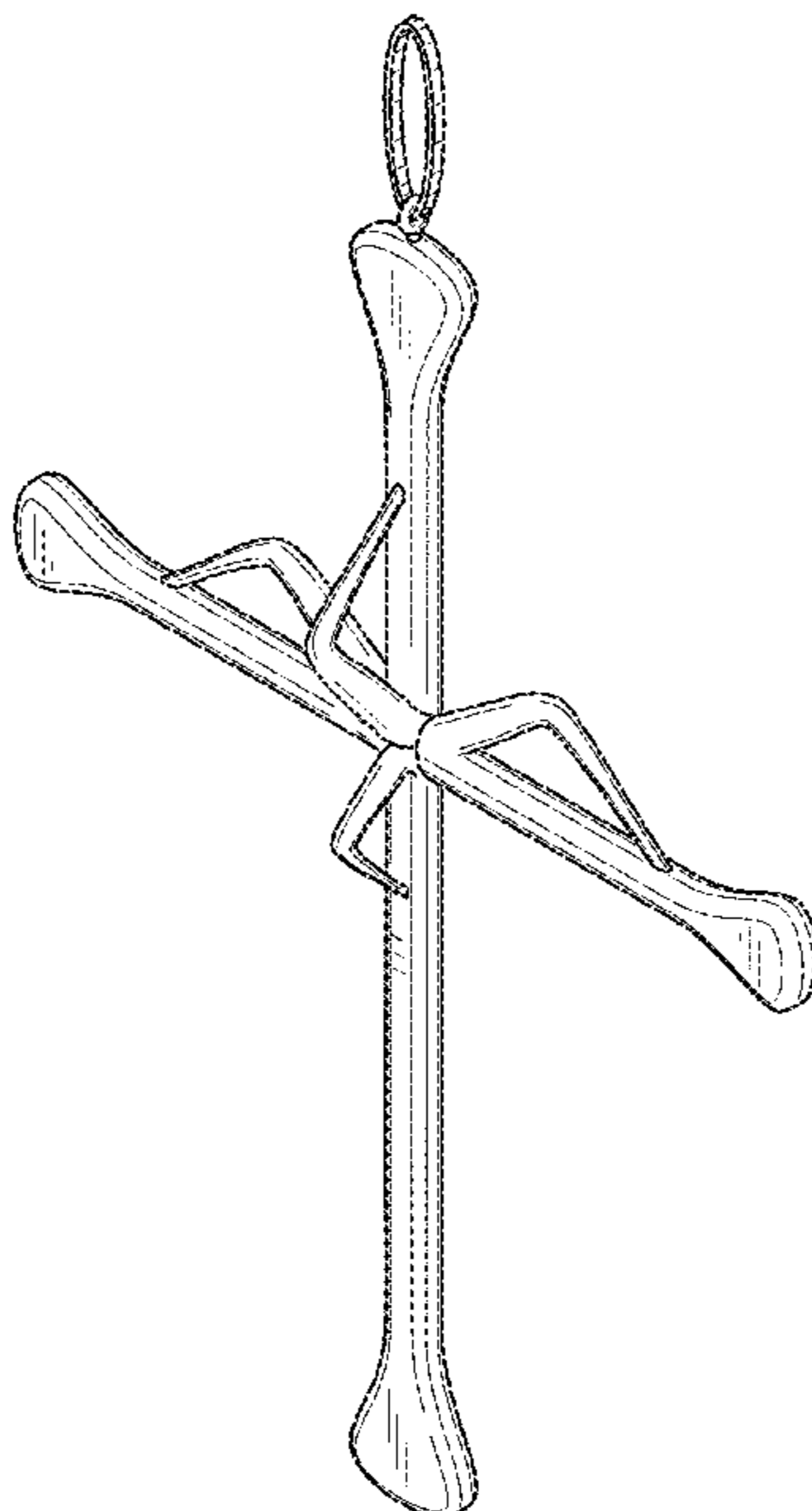


FIG. 1

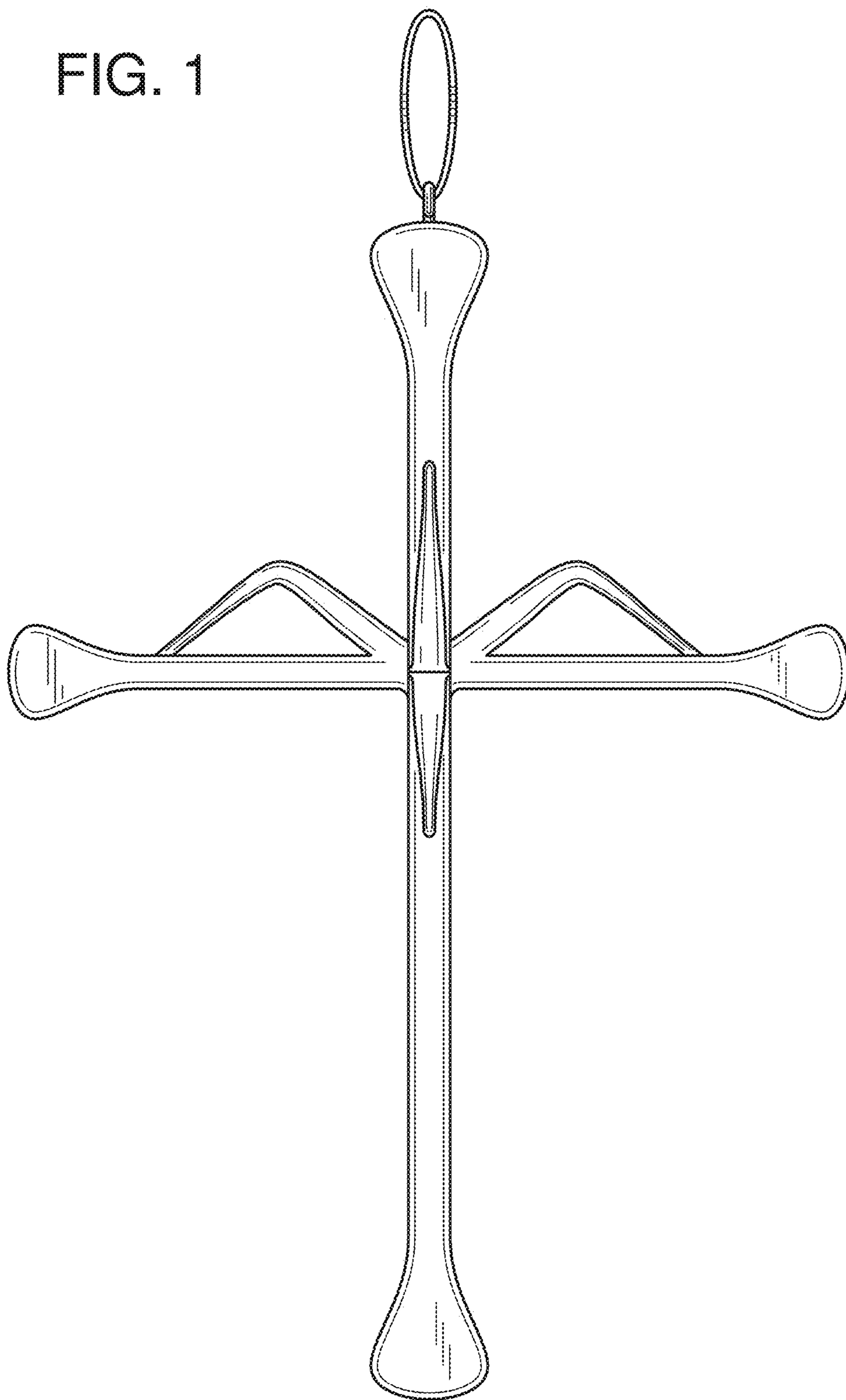


FIG. 2




FIG. 3

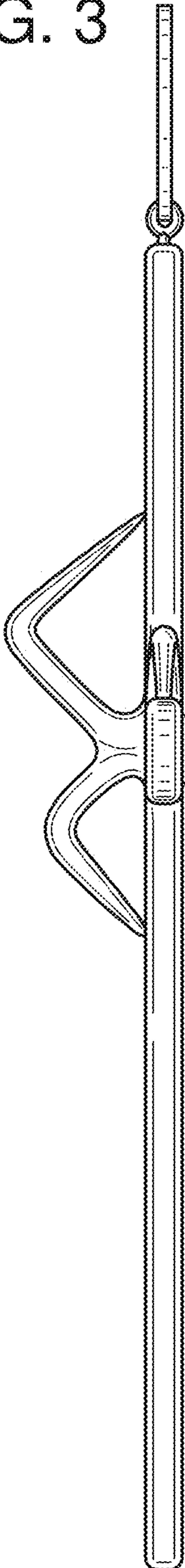
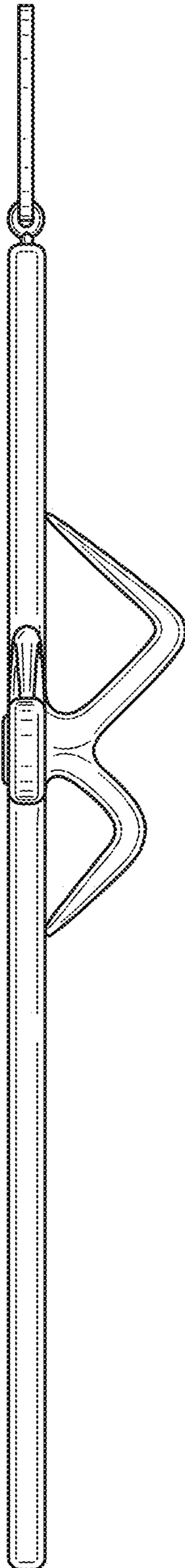


FIG. 4



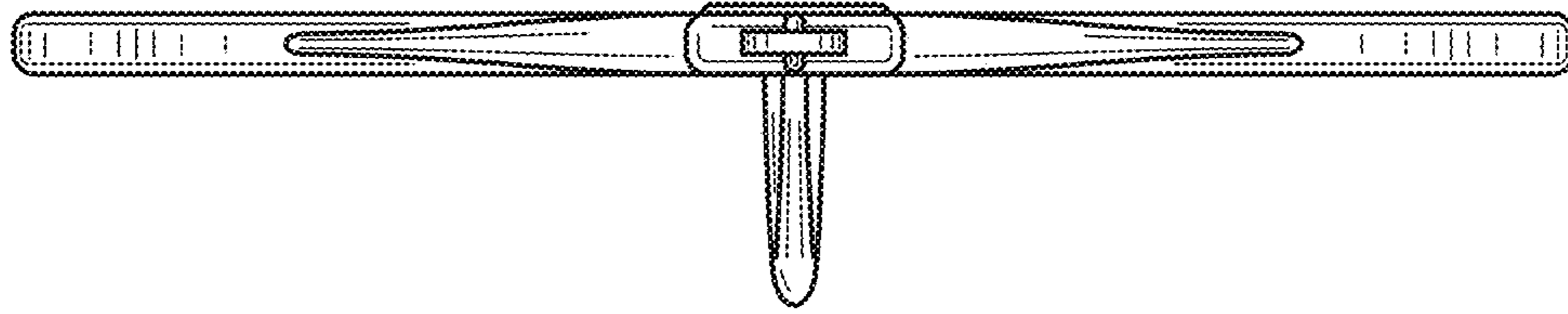


FIG. 5

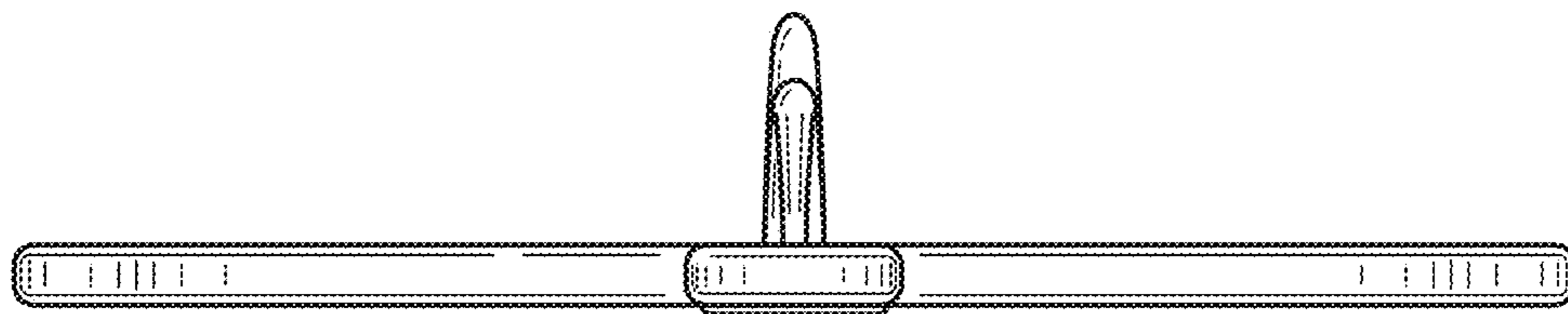


FIG. 6

FIG. 7

