

US00D955267S

(12) **United States Design Patent**  
**Riordan**

(10) **Patent No.:** **US D955,267 S**  
(45) **Date of Patent:** **\*\* Jun. 21, 2022**

- (54) **ARTICLE OF JEWELRY**
- (71) Applicant: **Michael Lee Riordan**, Incline Village, NV (US)
- (72) Inventor: **Michael Lee Riordan**, Incline Village, NV (US)
- (\*\*) Term: **15 Years**
- (21) Appl. No.: **29/708,974**
- (22) Filed: **Oct. 10, 2019**
- (51) **LOC (13) Cl.** ..... **11-01**
- (52) **U.S. Cl.**  
USPC ..... **D11/79**
- (58) **Field of Classification Search**  
USPC ..... D11/1, 3, 6, 7, 8, 40, 42, 43, 44, 46, 47, D11/48, 70, 75, 79, 81, 86, 97, 209, 108, D11/114, 115, 96, 118, 121, 210; D8/395; D19/65; D6/317; D21/304, D21/364, 387, 505  
CPC .... A44C 1/00; A44C 5/00; A44C 5/02; A44C 5/10; A44C 5/102; A44C 5/105; A44C 5/18; A44C 7/00; A44C 7/002; A44C 7/003; A44C 7/004; A44C 7/005; A44C 7/006; A44C 7/007; A44C 7/008; A44C 15/0025; A44C 15/004; A44C 15/005; A44C 15/0055; A44C 25/00; A44C 25/001; A44C 25/005; A44C 25/007; A44C 25/008  
See application file for complete search history.

- D168,191 S \* 11/1952 Saska ..... D19/34
- D261,872 S \* 11/1981 Fletcher ..... D11/108
- D301,845 S \* 6/1989 Yoshida ..... D11/79
- D303,508 S \* 9/1989 Yoshida ..... D11/79
- D384,599 S \* 10/1997 Schell ..... D11/202
- 6,688,507 B2 \* 2/2004 McCormack ..... A44C 25/00  
224/247
- D658,531 S \* 5/2012 Nazarenko ..... D11/79
- 8,752,743 B2 \* 6/2014 Nazarenko ..... A44C 27/00  
224/257
- D712,776 S \* 9/2014 Kuiawa ..... A44C 25/00  
D11/40
- D832,737 S \* 11/2018 Pierce ..... D11/121
- D902,246 S \* 11/2020 Riordan ..... D14/489

\* cited by examiner

*Primary Examiner* — Tracey J Bell  
(74) *Attorney, Agent, or Firm* — Banner & Witcoff, Ltd.

(57) **CLAIM**

The ornamental design for an article of jewelry, as shown and described.

**DESCRIPTION**

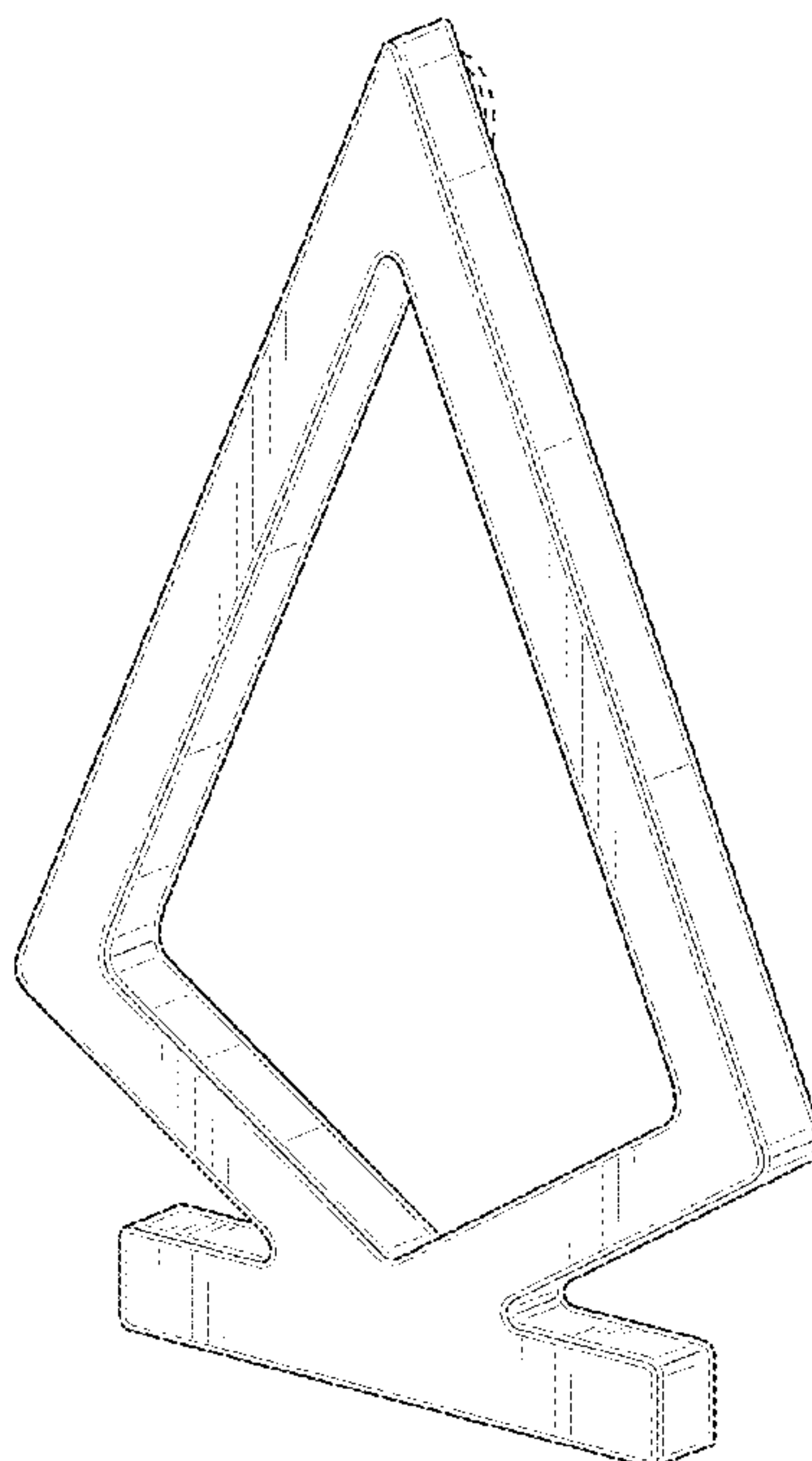
FIG. 1 is a front perspective view of an article of jewelry showing my new design;  
FIG. 2 is a front view thereof;  
FIG. 3 is a rear view thereof;  
FIG. 4 is a right side view thereof;  
FIG. 5 is a left side view thereof;  
FIG. 6 is a top view thereof;  
FIG. 7 is a bottom view thereof; and,  
FIG. 8 is a front view of the article of jewelry shown with an unclaimed chain as environment.  
The broken lines depicting the remainder of the article of jewelry and the chain form no part of the claimed design.

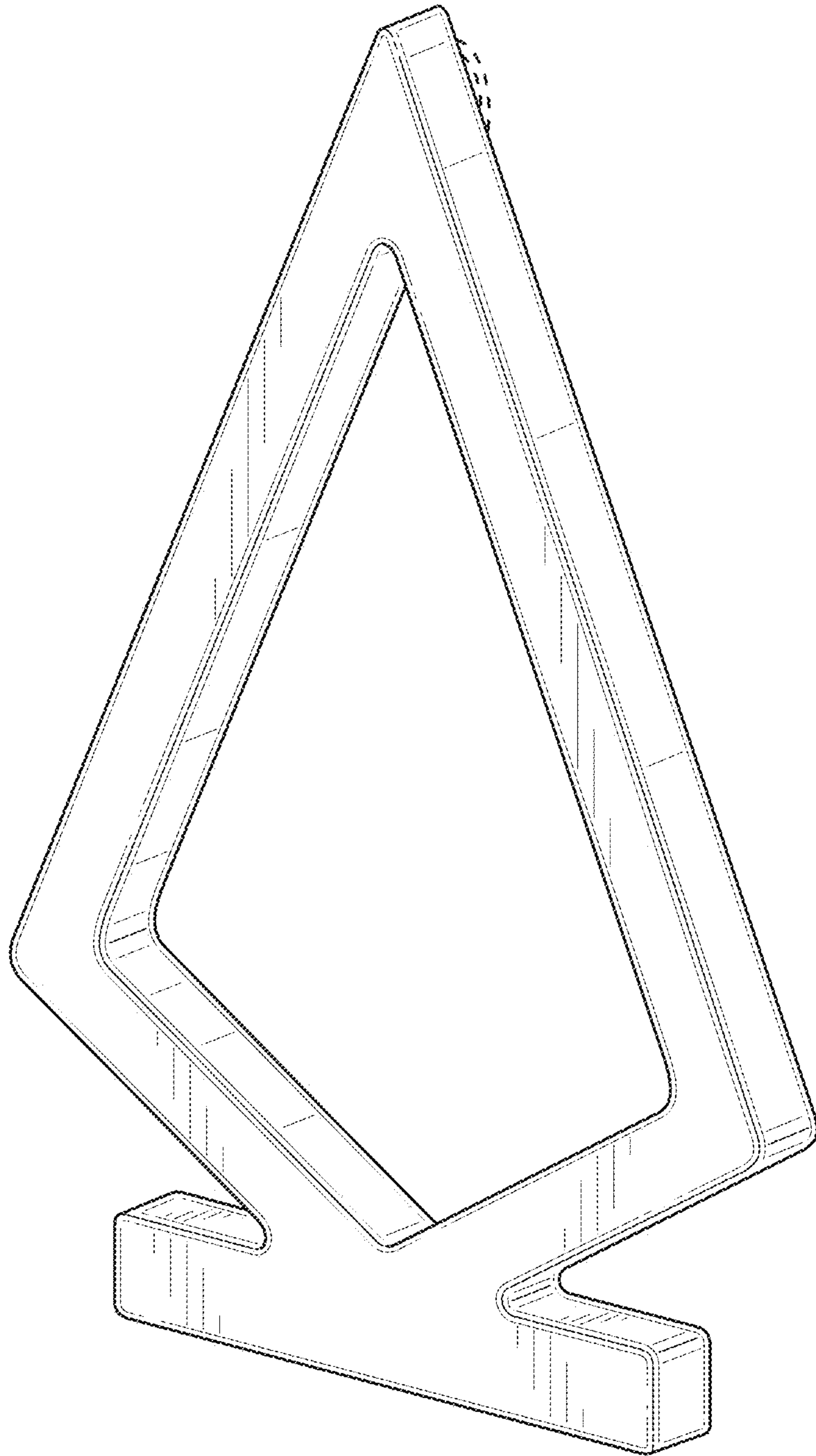
(56) **References Cited**

**U.S. PATENT DOCUMENTS**

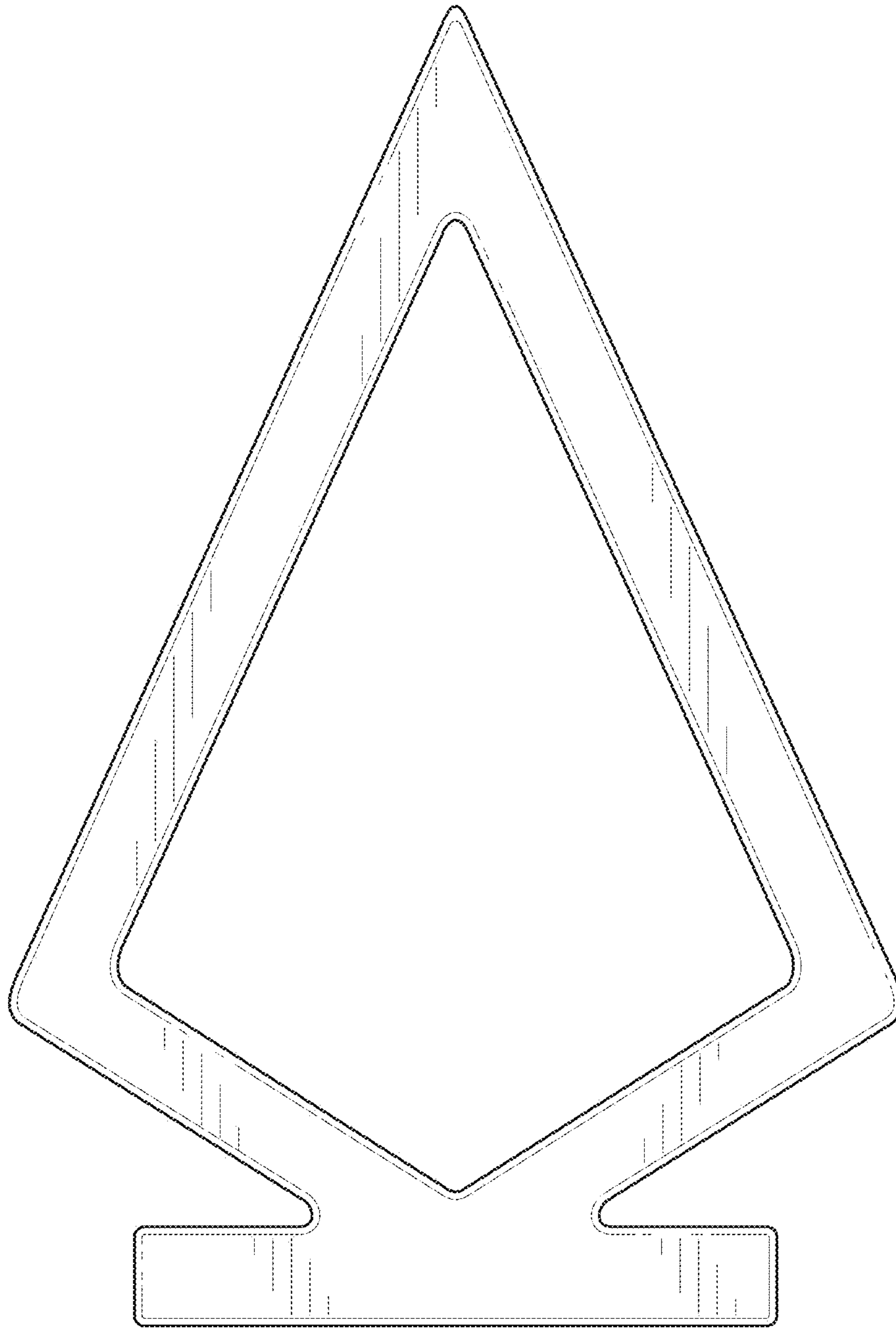
- D47,661 S \* 7/1915 Wheaton ..... D11/108
- D135,814 S \* 6/1943 Ours ..... D19/65

**1 Claim, 8 Drawing Sheets**

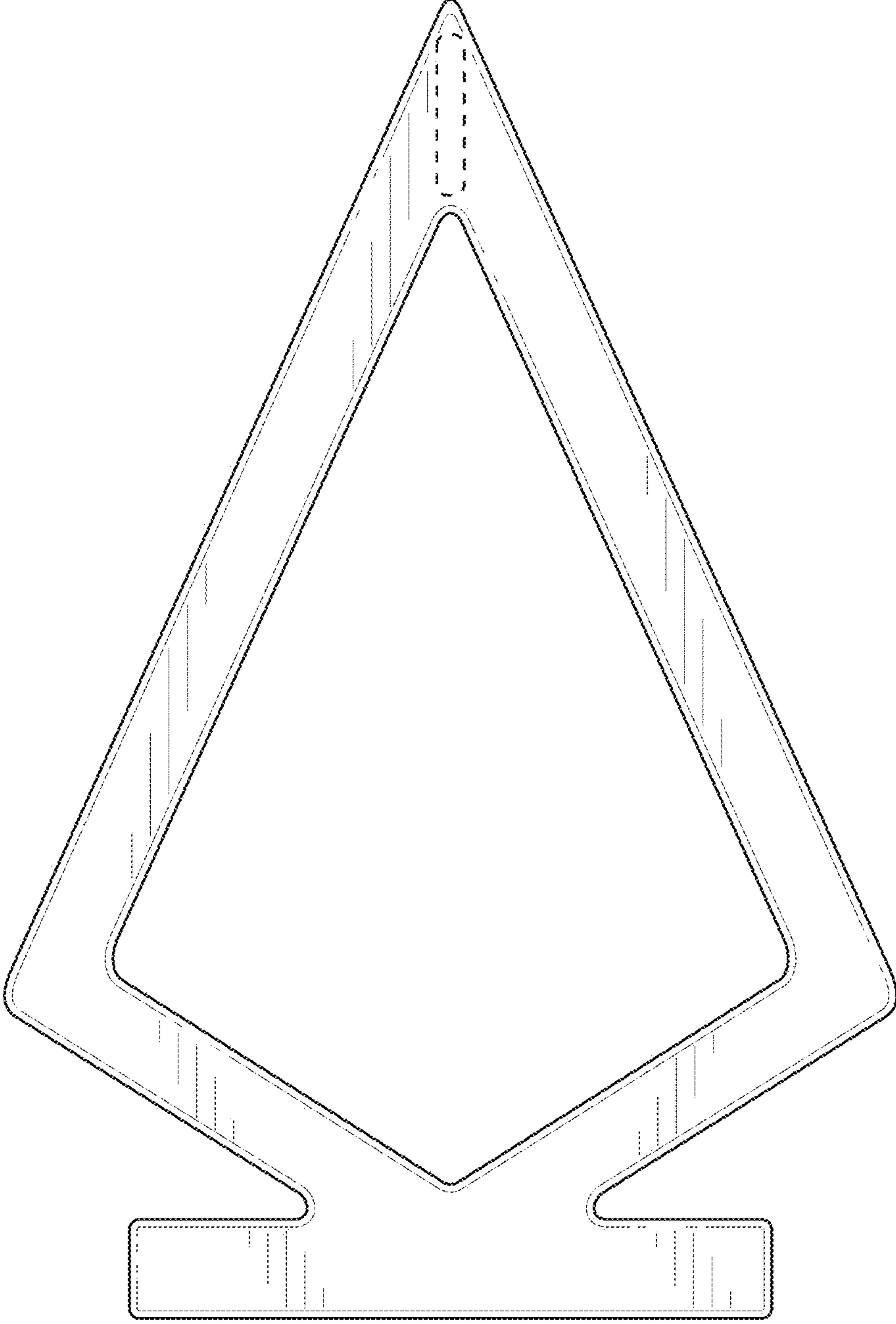




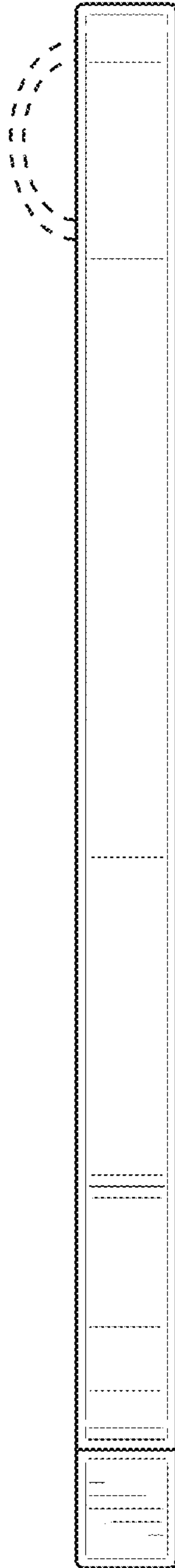
**FIG. 1**



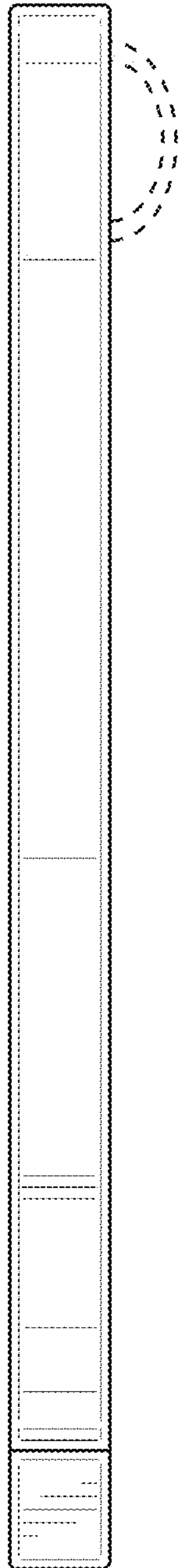
**FIG. 2**



**FIG. 3**

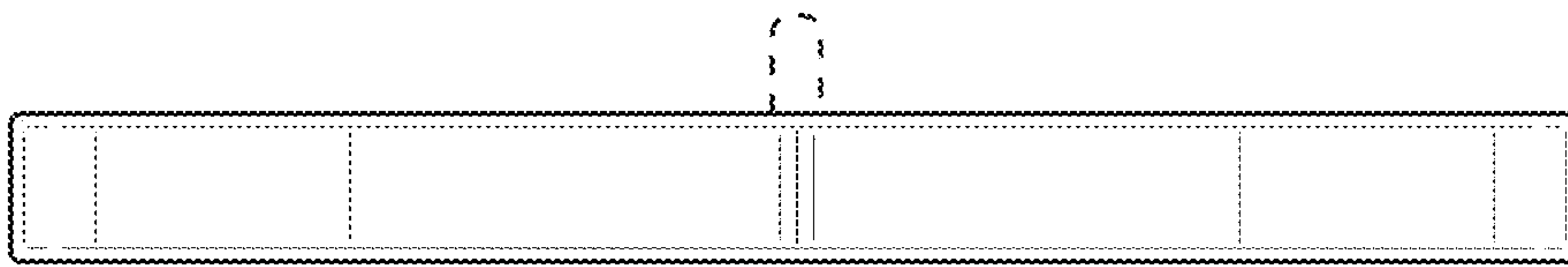


**FIG. 4**



**FIG. 5**






**FIG. 6**



**FIG. 7**





**FIG. 8**