



US00D955260S

(12) **United States Design Patent**
Galli

(10) **Patent No.:** **US D955,260 S**

(45) **Date of Patent:** **** Jun. 21, 2022**

(54) **PAIR OF EARRINGS**

(71) Applicant: **Harry Winston SA**, Plan-les-Ouates
(CH)

(72) Inventor: **Maurice Galli**, New York, NY (US)

(73) Assignee: **Harry Winston S.A.**, Plan-les-Ouates
(CH)

(**) Term: **15 Years**

(21) Appl. No.: **29/714,320**

(22) Filed: **Nov. 22, 2019**

(30) **Foreign Application Priority Data**

Jun. 3, 2019 (WO) DM/203176

(51) **LOC (13) Cl.** **11-01**

(52) **U.S. Cl.**
USPC **D11/42**

(58) **Field of Classification Search**
USPC D11/40-45, 47, 75-78, 79, 85
CPC A44C 7/00-009
See application file for complete search history.

(56) **References Cited**

U.S. PATENT DOCUMENTS

D149,020 S *	3/1948	Philippe	D11/77
D155,208 S *	9/1949	Philippe	D11/77
D159,273 S *	7/1950	Katz	D11/78
D159,840 S *	8/1950	Philippe	D11/77
D164,726 S *	10/1951	Philippe	D11/45
D165,170 S *	11/1951	Katz	D11/78
D171,306 S *	1/1954	Philippe	D11/40
D171,661 S *	3/1954	Philippe	D11/85
D171,730 S *	3/1954	Philippe	D11/77
D177,381 S *	4/1956	Katz	D11/41
D177,383 S *	4/1956	Katz	D11/78

D177,413 S *	4/1956	Katz	D11/45
D751,451 S *	3/2016	Kwon	D11/42
D797,599 S *	9/2017	Yatsugi-Kang	D11/40

OTHER PUBLICATIONS

Harry Winston Fifth Ave Crossover, no date available, [online], [site visited Jun. 19, 2021], Retrieved from url:https://www.harrywinston.com/en/products/harry-winston-new-york/fifth-avenue-by-harry-winston-diamond-crossover-necklace-nkdpbagmlrfc (Year: 2021).*
Harrywinston on Twitter, Nov. 8, 2019, [online], [site visited Oct. 22, 2021], Retrieved from url:https://mobile.twitter.com/HarryWinston/status/1192894559719755776 (Year: 2019).*

* cited by examiner

Primary Examiner — Tracey J Bell

(74) *Attorney, Agent, or Firm* — Blank Rome LLP

(57) **CLAIM**

The ornamental design for a pair of earrings, as shown and described.

DESCRIPTION

FIG. 1 is a front view of a pair of earrings of the present design;
FIG. 2 is a rear view thereof;
FIG. 3 is a right side view and a left side view thereof, respectfully;
FIG. 4 is a left side view and a right side view thereof, respectfully;
FIG. 5 is a top view thereof;
FIG. 6 is a bottom view thereof;
FIG. 7 is a front perspective view thereof; and,
FIG. 8 is a rear perspective view thereof.

1 Claim, 8 Drawing Sheets







FIG. 1



FIG. 2

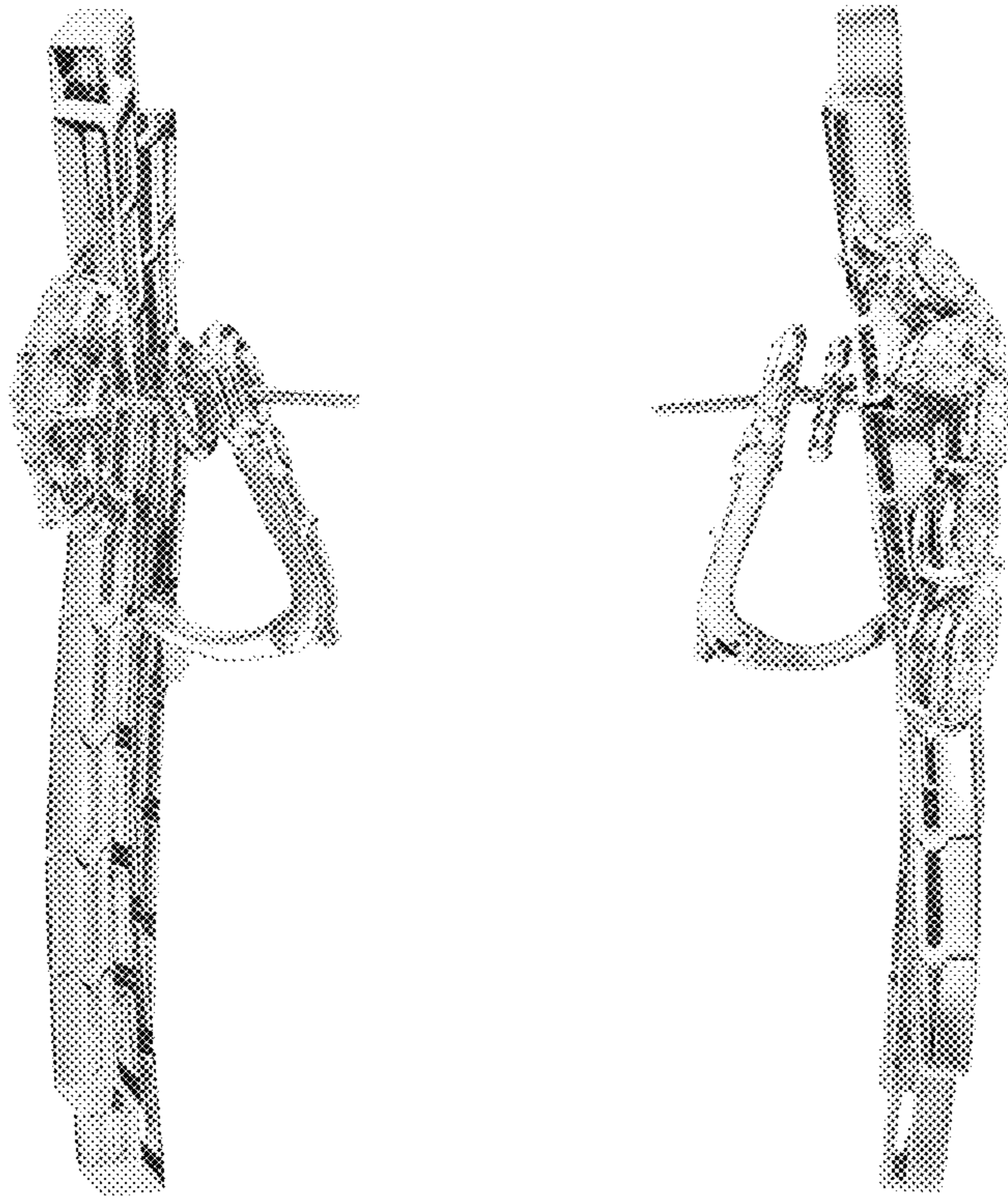


FIG. 3

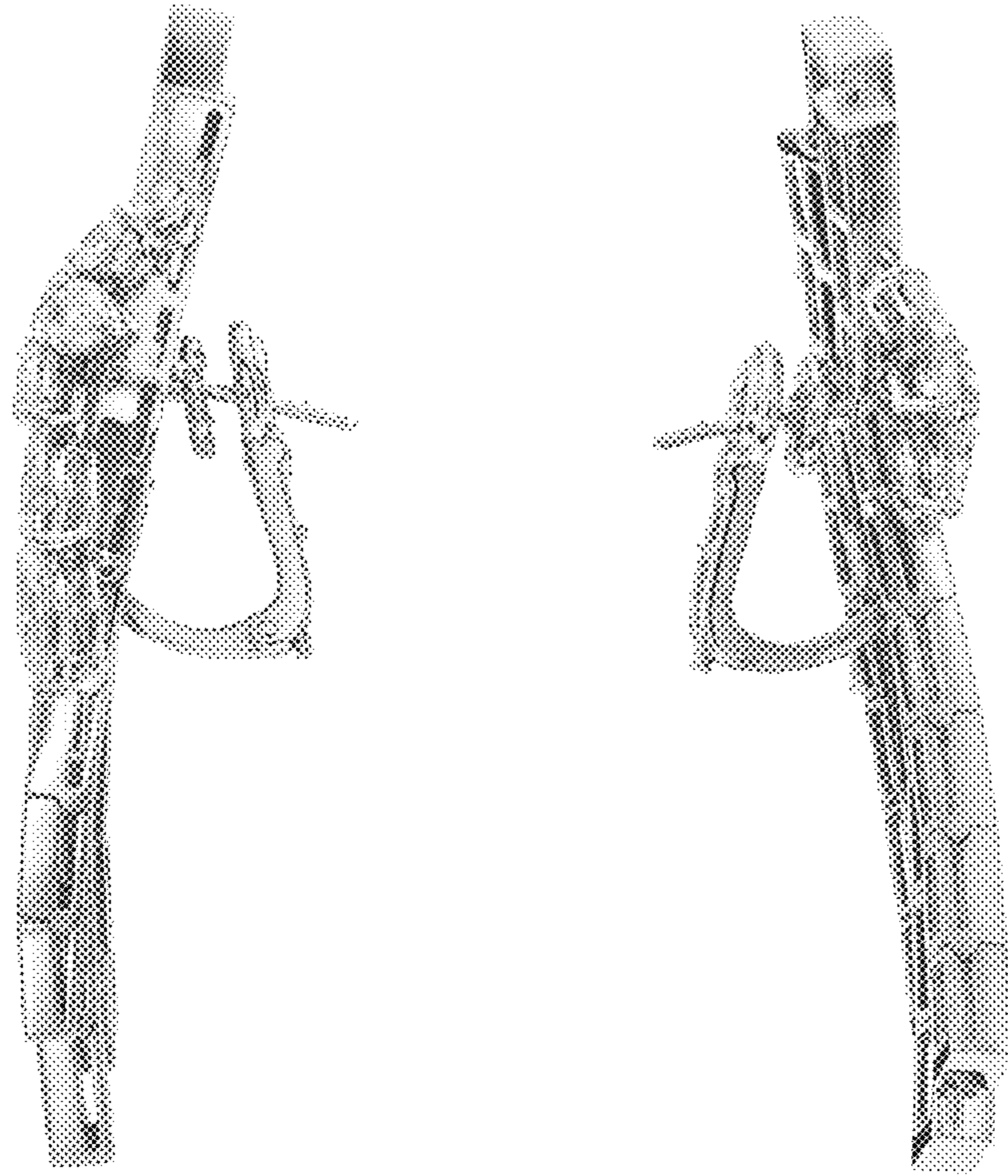


FIG. 4

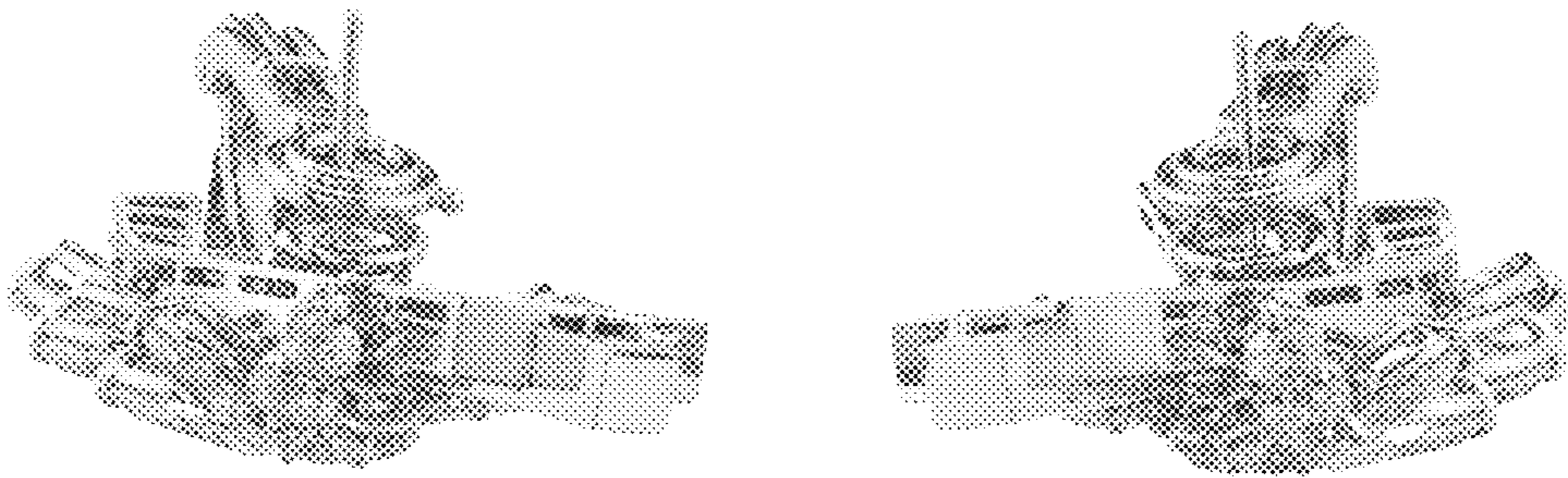


FIG. 5




FIG. 6

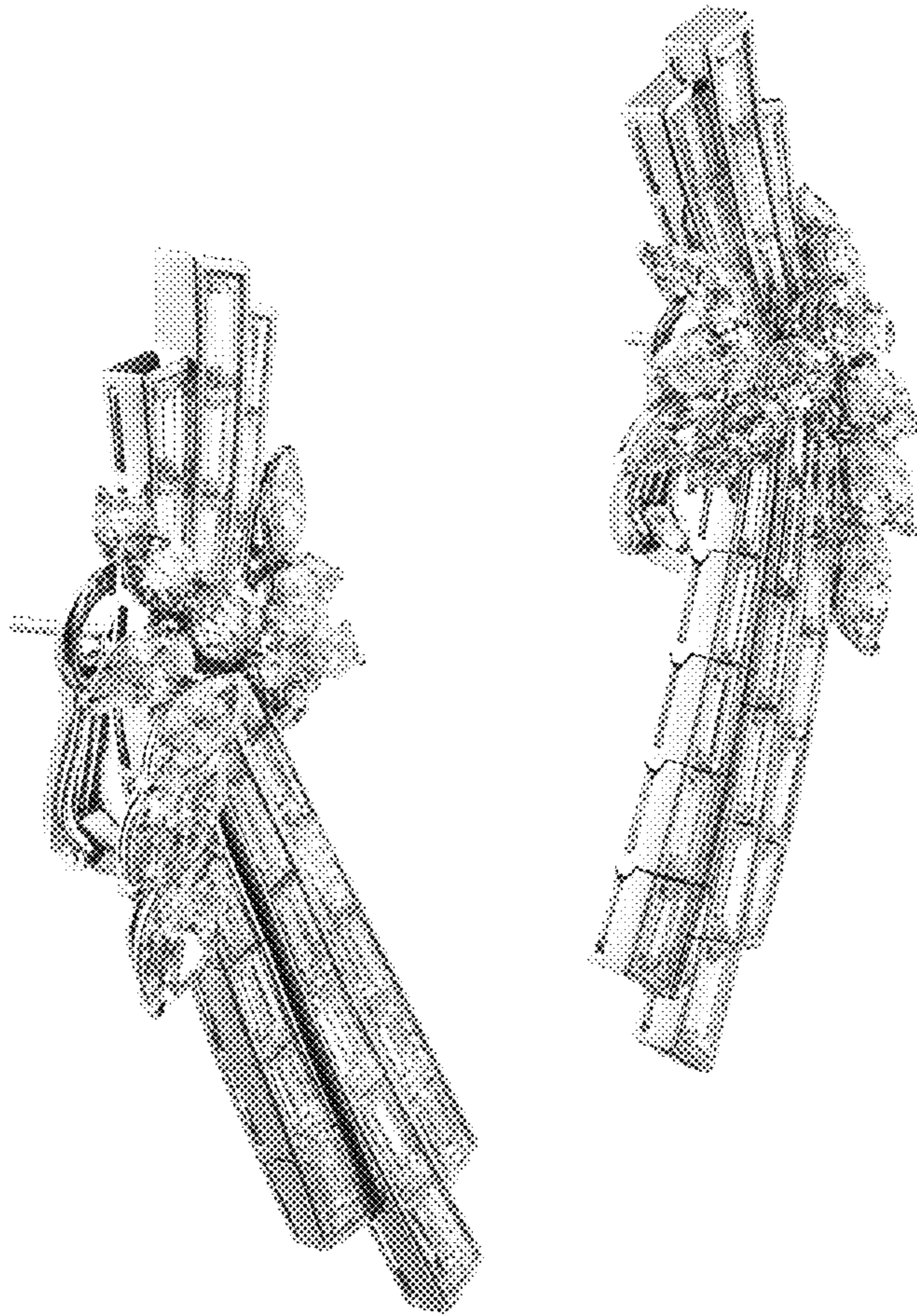


FIG. 7



FIG. 8