



US00D955256S

(12) **United States Design Patent** (10) **Patent No.:** **US D955,256 S**
Cao (45) **Date of Patent:** **** Jun. 21, 2022**

(54) **WATCH STRAP**
(71) Applicant: **Lingfei Cao**, Chenzhou (CN)
(72) Inventor: **Lingfei Cao**, Chenzhou (CN)
(**) Term: **15 Years**
(21) Appl. No.: **29/777,346**
(22) Filed: **Apr. 5, 2021**

(51) **LOC (13) Cl.** **11-01**
(52) **U.S. Cl.**
USPC **D11/3**
(58) **Field of Classification Search**
USPC D11/1-3, 12; D14/344; D2/624, 626,
D2/627, 634, 635, 638; D30/152, 153
CPC ... A44C 5/0007; A44C 5/0015; A44C 5/0023;
A44C 5/0053; A44C 5/16; A44C 5/246;
A44C 15/0015; A44C 15/002; G09F
3/005
See application file for complete search history.

(56) **References Cited**

U.S. PATENT DOCUMENTS

D16,495 S * 2/1886 Buchanan D2/635
2,451,749 A * 10/1948 Kreisler A44C 5/0061
D11/4
2,499,717 A * 3/1950 Bolinger A41F 9/002
D2/635
D300,581 S * 4/1989 Berger D2/635
4,963,410 A * 10/1990 Bryant A45F 3/14
24/265 AL
5,002,212 A * 3/1991 Charleton A44C 5/0015
40/633
D596,049 S * 7/2009 Jorst D10/32
D655,497 S * 3/2012 Stanley D3/218
D727,787 S * 4/2015 Akana D11/94
D731,346 S * 6/2015 Akana D11/3
D749,977 S * 2/2016 Akana D11/3
D751,070 S * 3/2016 Akana D14/344
D757,590 S * 5/2016 Akana D11/3
D777,163 S * 1/2017 Akana D14/344

D789,822 S * 6/2017 Akana D11/3
D793,271 S * 8/2017 Cerrato
D795,121 S * 8/2017 Akana D11/3
D802,467 S * 11/2017 Novak
9,826,789 B2 * 11/2017 Dey A44C 5/02
D806,589 S * 1/2018 Le Bihan D14/344
D837,082 S * 1/2019 Akana D11/3
D845,812 S * 4/2019 Green D11/3
D854,961 S * 7/2019 Akana D11/3
D863,096 S * 10/2019 Akana D11/3

(Continued)

OTHER PUBLICATIONS

Wrist ID Sport Nylon Loop 19MM Graphite, earliest date available Nov. 4, 2020, online. URL:<"https://www.roadid.com/products/elite-plus-black-nylon-loop-id-bracelet"> acquired on Mar. 5, 2022. (Year: 2020).*

Primary Examiner — Llorelys Martinez

(57) **CLAIM**

The ornamental design for a watch strap, as shown and described.

DESCRIPTION

FIG. 1 is a front view of a watch strap showing my new design;
FIG. 2 is a rear view thereof;
FIG. 3 is a right side view thereof;
FIG. 4 is a left side view thereof;
FIG. 5 is a bottom view thereof;
FIG. 6 is a top view thereof;
FIG. 7 is a perspective view thereof;
FIG. 8 is another perspective view thereof;
FIG. 9 is another front view thereof, showing the watch strap in an alternate configuration;
FIG. 10 is a rear view thereof;
FIG. 11 is another front view thereof, showing the watch strap in an alternate configuration; and,
FIG. 12 is a rear view thereof.

1 Claim, 12 Drawing Sheets



(56)

References Cited

U.S. PATENT DOCUMENTS

D883,837 S * 5/2020 Akana D11/3
D883,839 S * 5/2020 Deng D11/3
10,750,831 B2 * 8/2020 Shaffer A44C 5/0053
D922,894 S * 6/2021 Akana D11/5
D932,332 S * 10/2021 Akana D11/3
2012/0041276 A1 * 2/2012 Doreus A61B 5/681
600/301
2017/0086533 A1 * 3/2017 Chen A44C 5/0061
2018/0213895 A1 * 8/2018 Green A44C 5/0053
2020/0323316 A1 * 10/2020 Lui A44C 5/0053

* cited by examiner

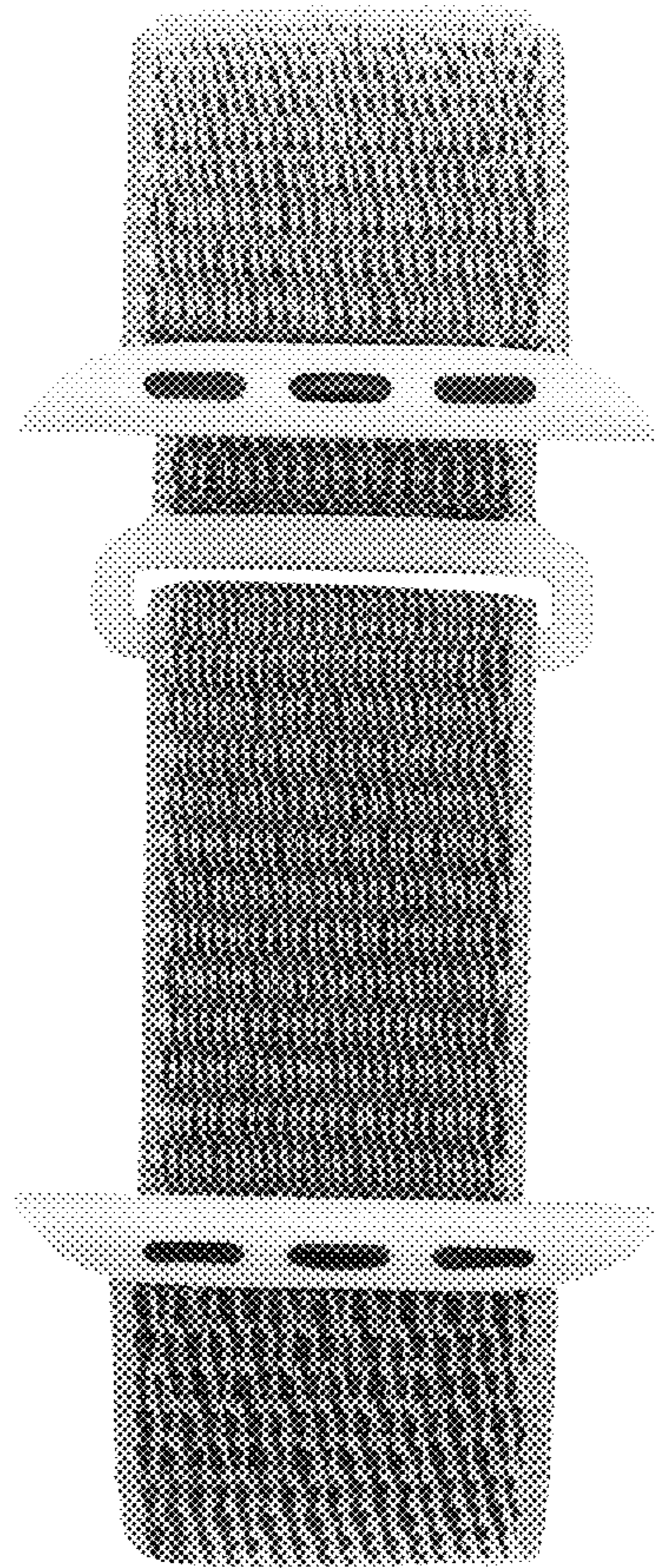


FIG. 1




FIG. 2



FIG. 3



FIG. 4




FIG. 5




FIG. 6



FIG. 7



FIG. 8




FIG. 9




FIG. 10




FIG. 11




FIG. 12