



US00D955251S

(12) **United States Design Patent**
Paterson et al.

(10) **Patent No.:** **US D955,251 S**
(45) **Date of Patent:** **** Jun. 21, 2022**

- (54) **LOCATION INFORMATION DEVICE**
- (71) Applicant: **Amazon Technologies, Inc.**, Seattle, WA (US)
- (72) Inventors: **Michael Edward James Paterson**, San Francisco, CA (US); **Chia-Wei Chan**, New Taipei (TW); **Mei Hsuan Chen**, Seattle, WA (US); **Benjamin Wild**, Seattle, WA (US); **Matthew J. England**, Santa Monica, CA (US); **Wen-Yo Lu**, Pasadena, CA (US); **James Siminoff**, Pacific Palisades, CA (US); **Mark Siminoff**, Mountain View, CA (US); **Yen-Chi Tsai**, New Taipei (TW)
- (73) Assignee: **Amazon Technologies, Inc.**, Seattle, WA (US)
- (**) Term: **15 Years**
- (21) Appl. No.: **29/706,458**
- (22) Filed: **Sep. 20, 2019**
- (51) **LOC (13) Cl.** **10-05**
- (52) **U.S. Cl.**
USPC **D10/104.2**
- (58) **Field of Classification Search**
USPC D14/223; D13/108; D3/273, 294;
D10/104.1, 104.2
CPC A63F 1/02
See application file for complete search history.

- D886,454 S * 6/2020 Williamson D3/294
- D902,588 S * 11/2020 Zhang D3/294
- D908,084 S * 1/2021 He D13/108
- D918,138 S * 5/2021 Ma D13/108
- D918,579 S * 5/2021 Youn D3/273
- D922,946 S * 6/2021 Chen D13/108
- D927,465 S * 8/2021 Wang D14/223
- D928,123 S * 8/2021 Gao D14/223
- D929,969 S * 9/2021 Ding D14/223
- D931,258 S * 9/2021 Ding D14/223
- D932,427 S * 10/2021 Schoeck D13/108
- D932,428 S * 10/2021 Reimann D13/108

(Continued)

OTHER PUBLICATIONS

Chinese Office Action dated Jun. 10, 2020, for Chinese Design Application No. 202030096652.6, a counterpart foreign application of the Design U.S. Appl. No. 29/706,458, 1 page.

(Continued)

Primary Examiner — George D. Kirschbaum
(74) *Attorney, Agent, or Firm* — Lee & Hayes, P.C.

(57) **CLAIM**

The ornamental design for a location information device, as shown and described.

DESCRIPTION

FIG. 1 is a front, right, top perspective view of a location information device;
FIG. 2 is a back, right, bottom perspective view thereof;
FIG. 3 is a right-side elevation view thereof;
FIG. 4 is a left-side elevation view thereof;
FIG. 5 is a bottom plan view thereof;
FIG. 6 is a top plan view thereof;
FIG. 7 is a front elevation view thereof; and,
FIG. 8 is a back elevation view thereof.

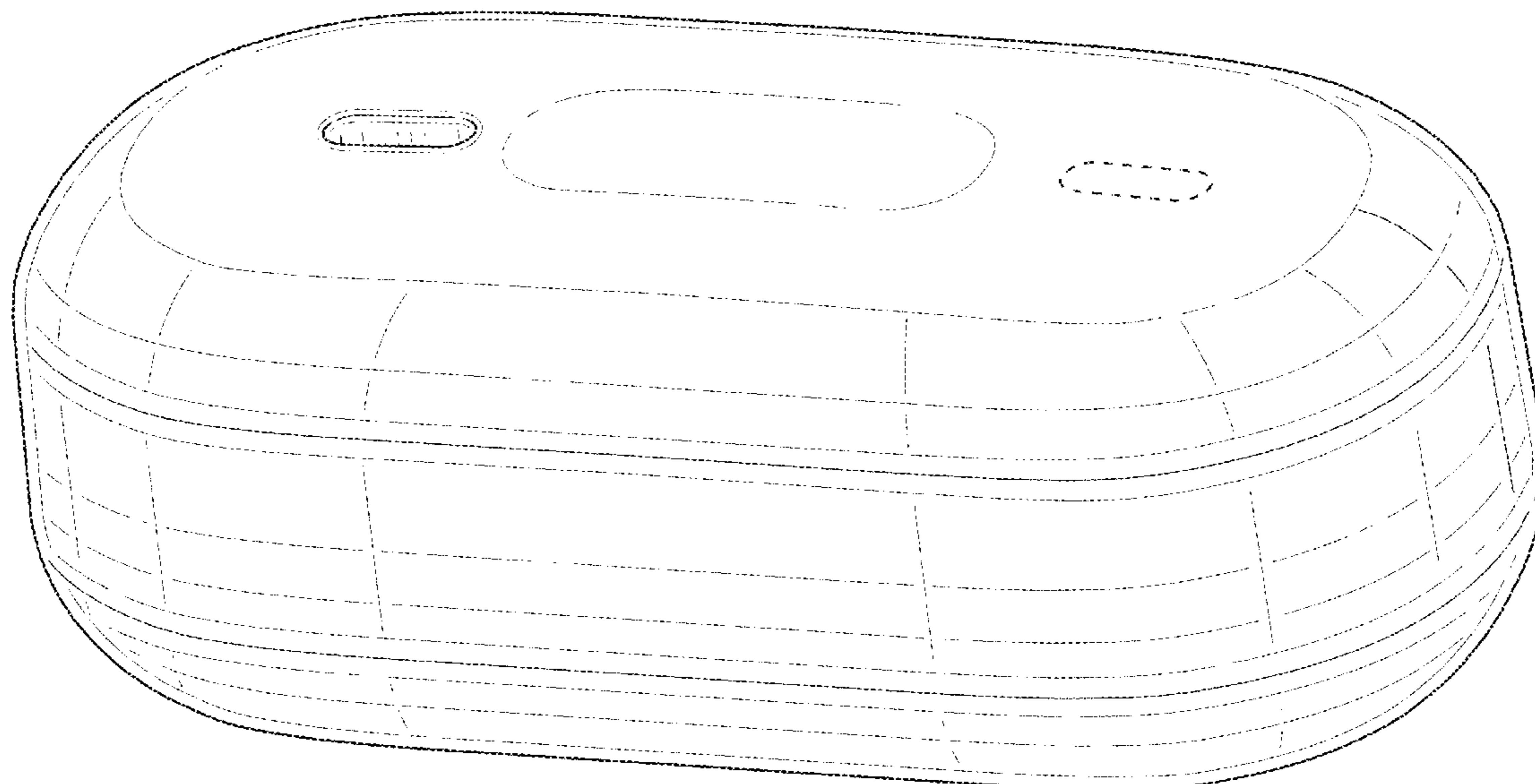
The broken lines depict portions of the location information device that form no part of the claimed design.

1 Claim, 8 Drawing Sheets

(56) **References Cited**

U.S. PATENT DOCUMENTS

- 6,367,799 B1 * 4/2002 Sippel A63F 1/02
273/148 A
- D841,581 S * 2/2019 Bonahoom D13/108
- D873,217 S * 1/2020 Zhang D13/108



(56)

References Cited

U.S. PATENT DOCUMENTS

D933,004 S * 10/2021 Li D13/108

OTHER PUBLICATIONS

Chinese Office Action dated Jun. 19, 2020 for Chinese Patent Application No. 202030096856.X, a counterpart of U.S. Appl. No. 29/706,458, 1 pages.

Chinese Office Action dated Aug. 10, 2020 for Chinese Patent Application No. 202030096627.8, a counterpart of U.S. Appl. No. 29/706,458, 1 page.

Chinese Office Action dated Aug. 10, 2020 for Chinese Patent Application No. 20203009664.1, a counterpart of U.S. Appl. No. 29/706,458, 1 page.

Chinese Office Action dated Nov. 6, 2020, for Chinese Design Application No. 202030096652.6, a counterpart foreign application of the Design U.S. Appl. No. 29/706,458, 1 page.

Chinese Office Action dated Dec. 1, 2020, for Chinese Design Application No. 202030096627.8, a counterpart foreign application of the Design U.S. Appl. No. 29/706,458, 1 page.

Chinese Office Action dated Dec. 1, 2020, for Chinese Design Application No. 202030096644.1, a counterpart foreign application of the U.S. Appl. No. 29/706,458, 1 page.

* cited by examiner

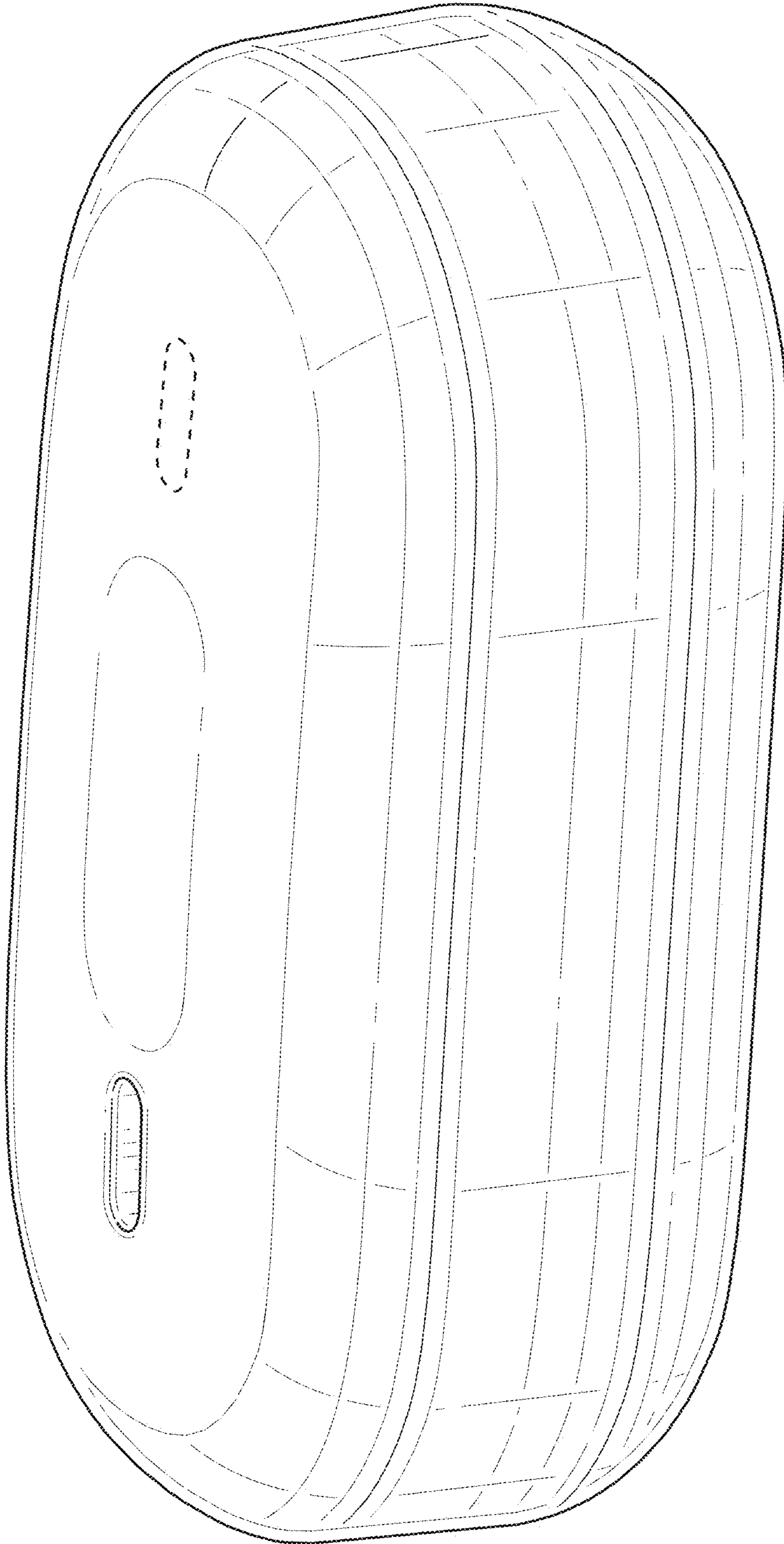


FIG. 1

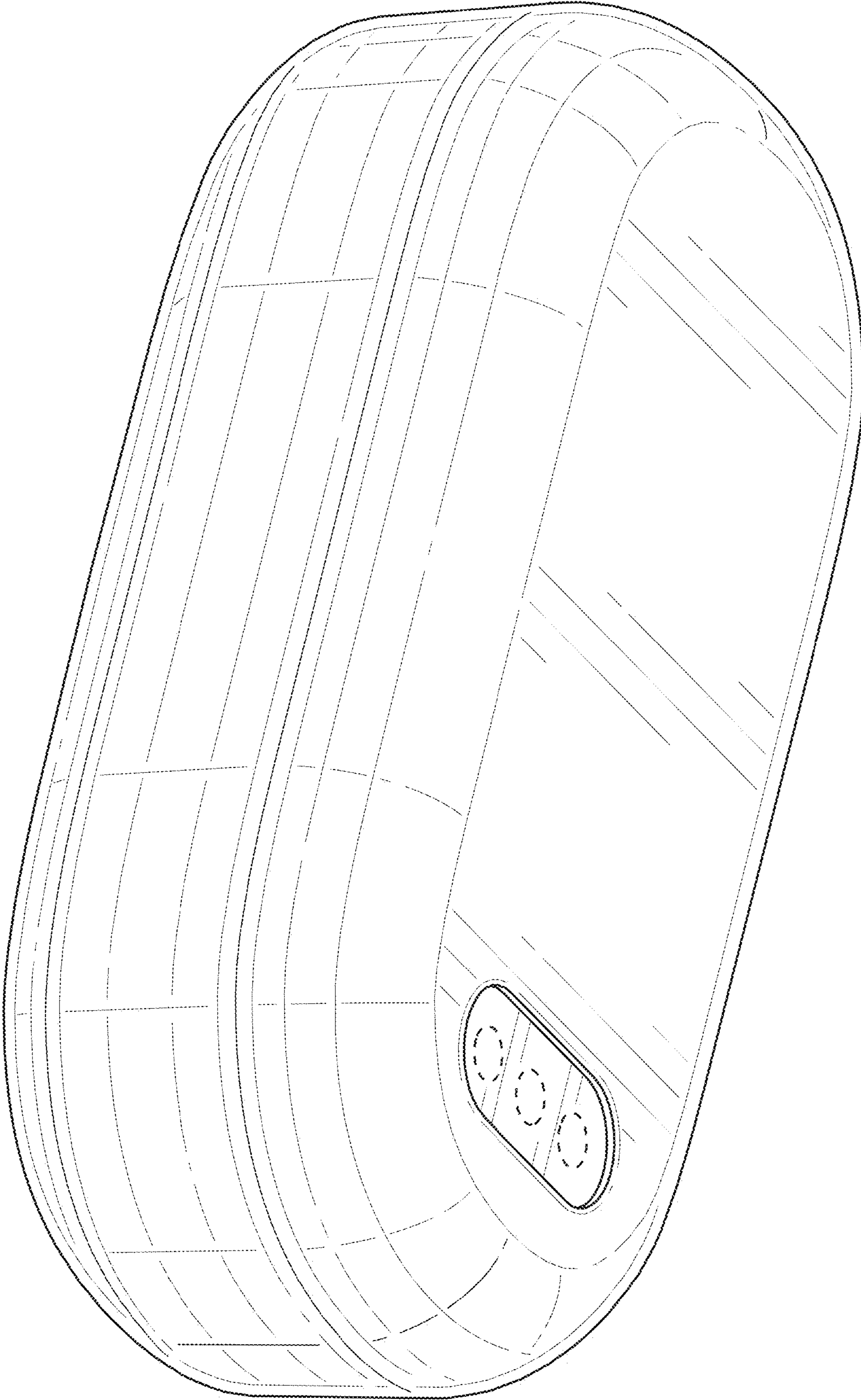


FIG. 2




FIG. 3




FIG. 4

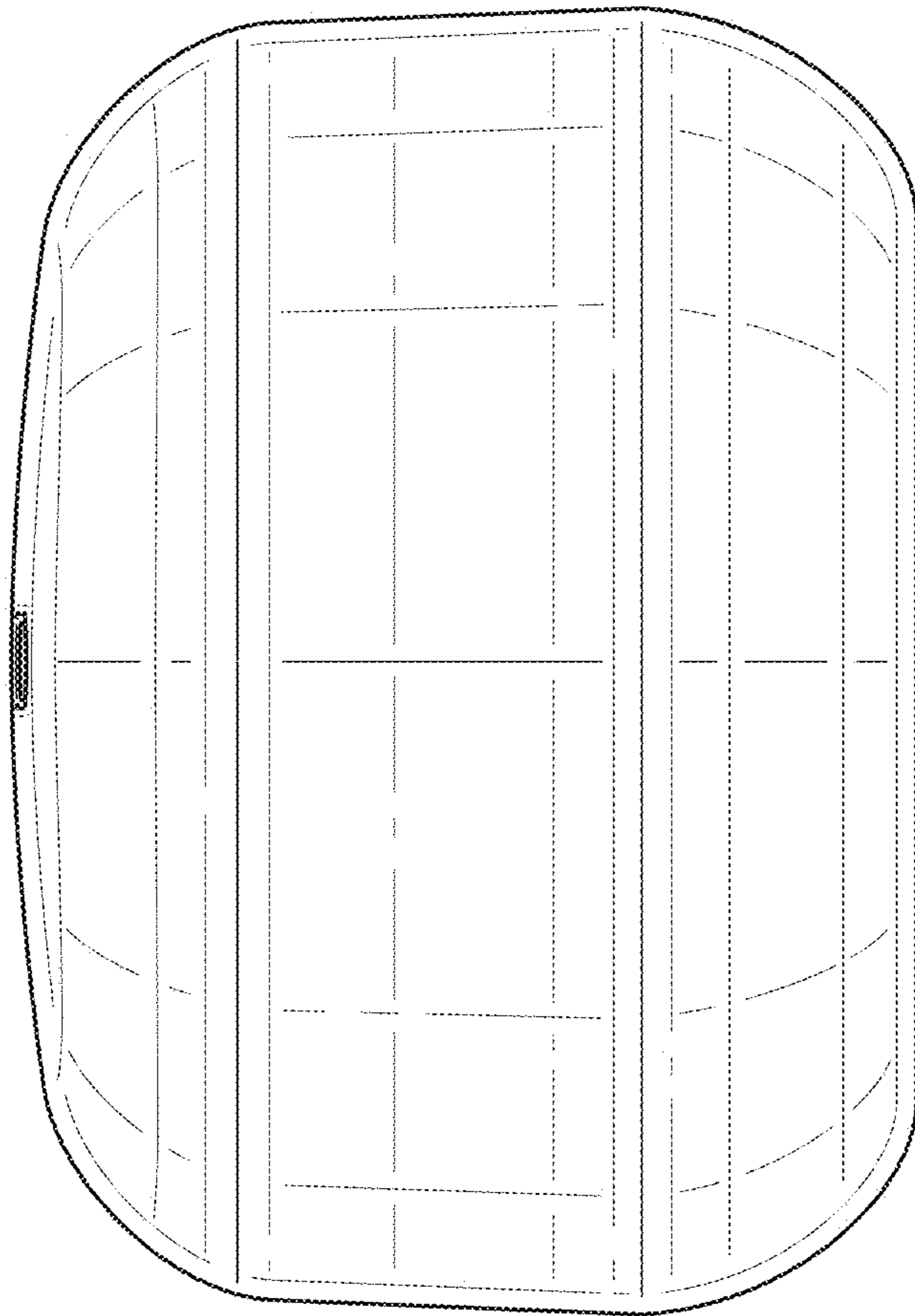


FIG. 5

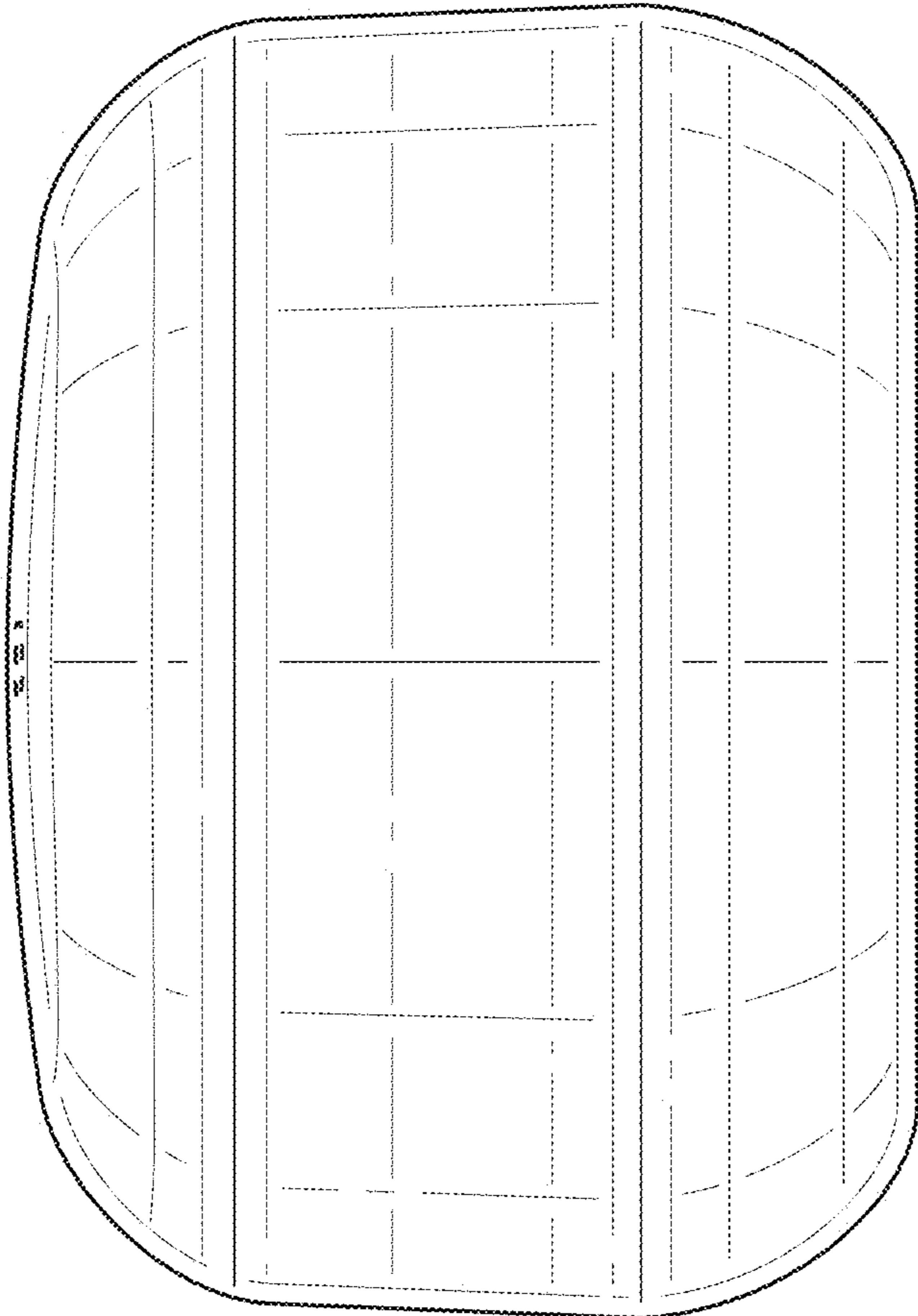


FIG. 6

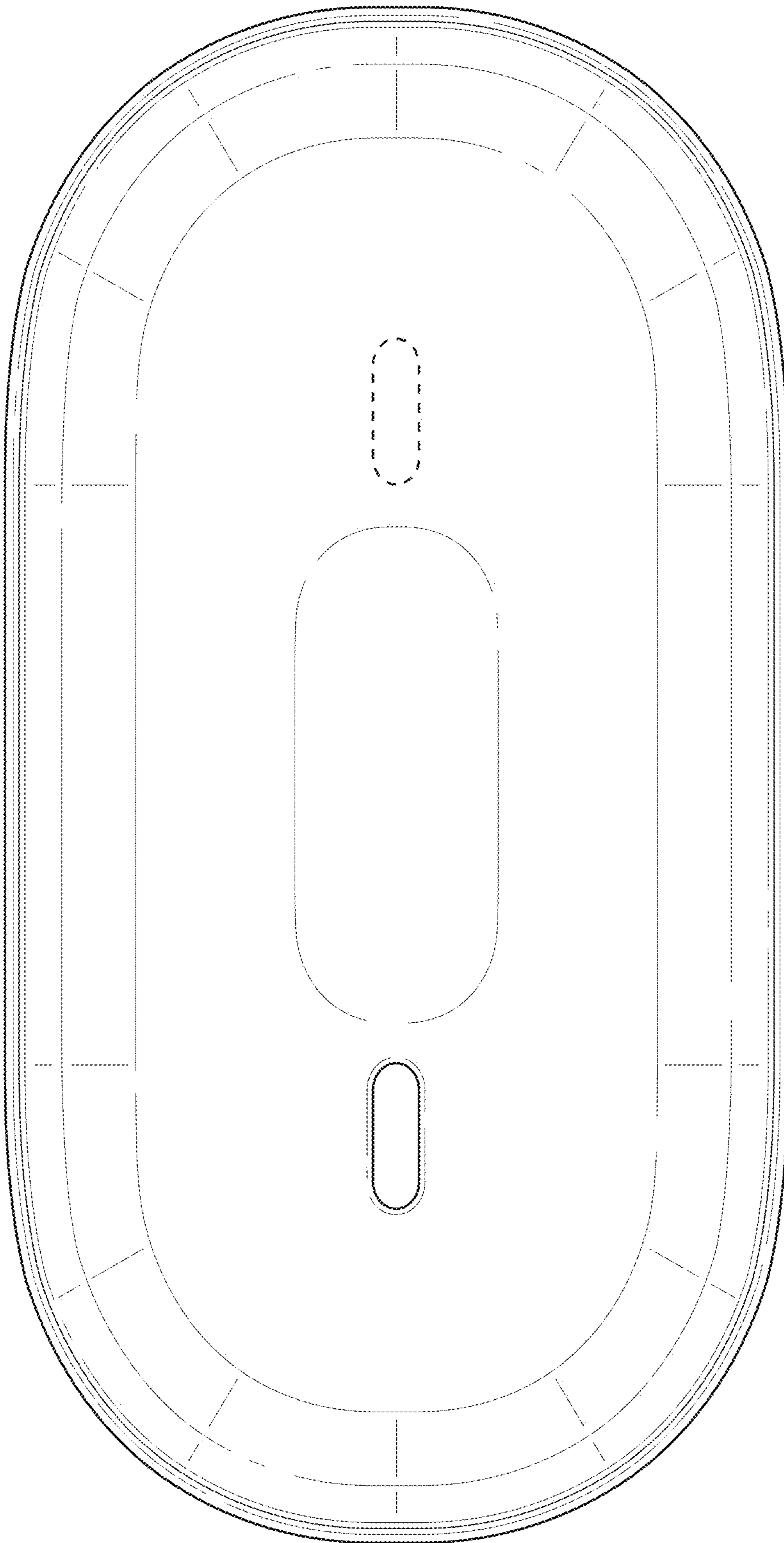


FIG. 7




FIG. 8