



US00D955224S

(12) **United States Design Patent**
Gonzalez et al.

(10) **Patent No.:** **US D955,224 S**
(45) **Date of Patent:** **** Jun. 21, 2022**

(54) **CARTON**
(71) Applicant: **The Procter & Gamble Company,**
Cincinnati, OH (US)
(72) Inventors: **Paula Marie Gonzalez,** Cincinnati, OH
(US); **Gemma Miragall Caselles,**
Rotterdam (NL)
(73) Assignee: **The Procter & Gamble Company,**
Cincinnati, OH (US)
(**) Term: **15 Years**

3,606,082 A * 9/1971 Kuchenbecker A47K 10/421
221/52
3,881,632 A * 5/1975 Early B65D 83/0811
221/50
4,582,215 A * 4/1986 Barrash B65D 23/108
206/150
D415,424 S * 10/1999 Hill D6/515
6,439,386 B1 * 8/2002 Sauer B65D 5/4208
206/494
7,040,502 B2 * 5/2006 Phelps A47K 10/421
221/34
7,140,513 B2 * 11/2006 Welchel A47K 10/421
221/45
7,207,461 B2 * 4/2007 Mitchell A47K 10/42
221/283

(21) Appl. No.: **29/794,978**

(Continued)

(22) Filed: **Jun. 16, 2021**

Primary Examiner — Lauren R Calve

(74) *Attorney, Agent, or Firm* — Gary J. Foose

Related U.S. Application Data

(62) Division of application No. 29/772,519, filed on Mar.
2, 2021, now Pat. No. Des. 925,376, which is a
division of application No. 29/717,059, filed on Dec.
13, 2019, now Pat. No. Des. 915,903.

(57) **CLAIM**

The ornamental design for a carton, as shown and described.

(51) **LOC (13) Cl.** **09-01**

DESCRIPTION

(52) **U.S. Cl.**
USPC **D9/734; D9/447**

(58) **Field of Classification Search**
USPC D9/414, 416, 432, 433, 434, 447, 730,
D9/734; D6/515, 518, 519, 521, 522,
D6/523; D7/601, 602, 631; D34/11
CPC B65D 85/00; B65D 81/00; B65D 81/22;
B65D 83/0805; A47K 2010/3266; A47K
10/42; A47K 10/426; G07F 11/00
See application file for complete search history.

FIG. 1 is a perspective view of a carton;
FIG. 2 is a top view of the carton of FIG. 1;
FIG. 3 is a front view of the carton of FIG. 1;
FIG. 4 is a bottom view of the carton of FIG. 1, opposite the
top view of FIG. 2;
FIG. 5 is a rear view of the carton of FIG. 1, opposite the
front view of FIG. 3;
FIG. 6 is a side view of the carton of FIG. 1; and,
FIG. 7 is a side view of the carton of FIG. 1, opposing the
side view of FIG. 6.

The dashed broken lines represent unclaimed structure or
features that form no part of the claimed design.

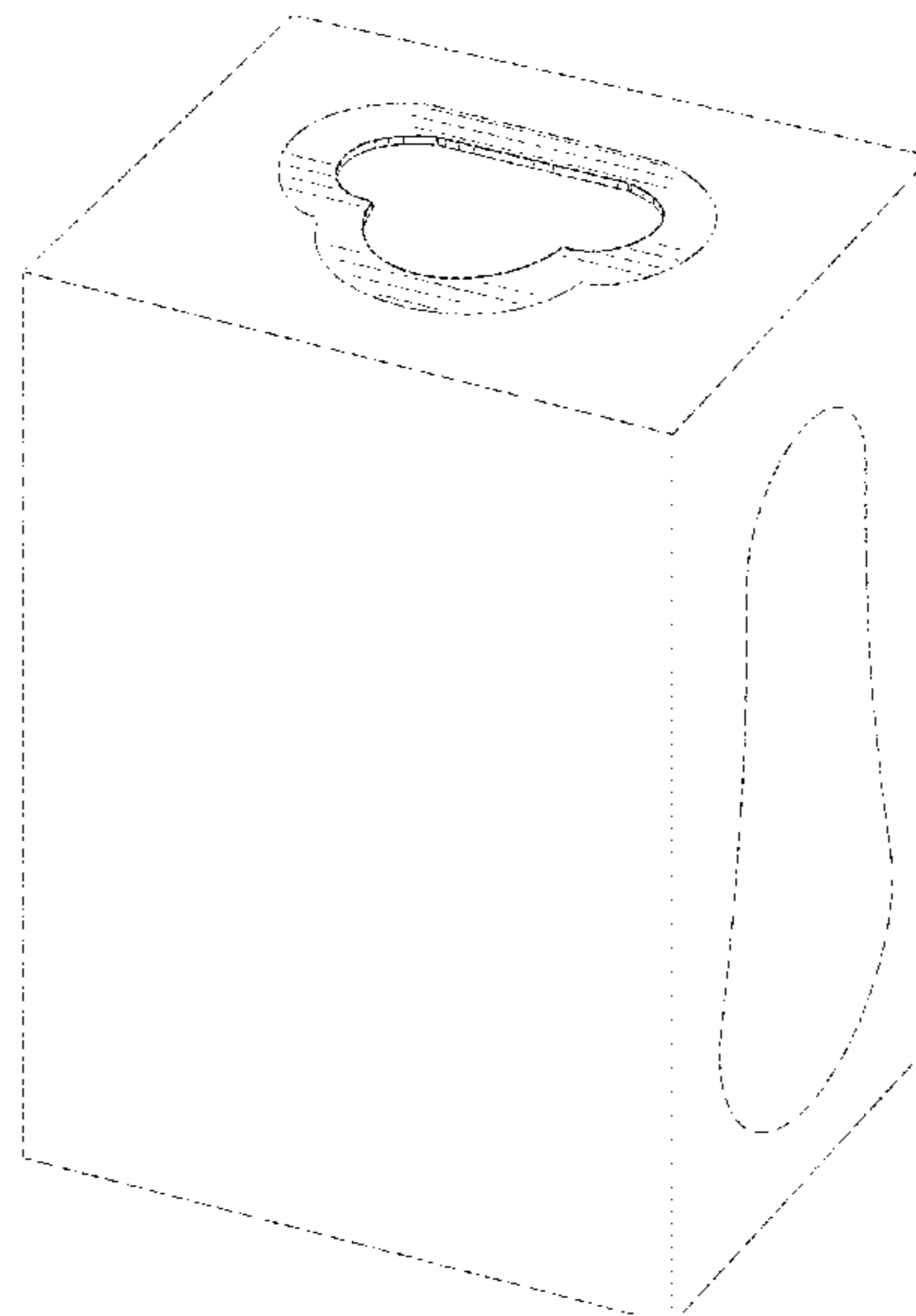
The dot-dash broken lines represent boundaries of the
claimed design; the dot-dash broken lines themselves form
no part of the claimed design.

(56) **References Cited**

U.S. PATENT DOCUMENTS

809,330 A * 1/1906 Sim B65D 83/0805
221/63
3,403,815 A * 10/1968 Robson B65D 83/0805
221/34

1 Claim, 4 Drawing Sheets



(56)

References Cited

U.S. PATENT DOCUMENTS

D615,861	S *	5/2010	Watts	D9/447
D658,058	S *	4/2012	Sanges	D9/447
8,727,148	B2 *	5/2014	Soehnlen	B65D 47/0838
					215/200
D847,660	S *	5/2019	Schumaker	D9/734
D915,903	S *	4/2021	Gonzalez	D9/734
D925,376	S *	7/2021	Gonzalez	D9/734
2005/0077309	A1 *	4/2005	Mitchell	B65D 5/4208
					221/45
2007/0152028	A1 *	7/2007	McGowan	B65D 5/725
					229/122.1
2008/0223867	A1 *	9/2008	Carr	A47K 10/421
					221/34
2013/0228589	A1 *	9/2013	Nickerson	A47K 10/46
					221/102

* cited by examiner

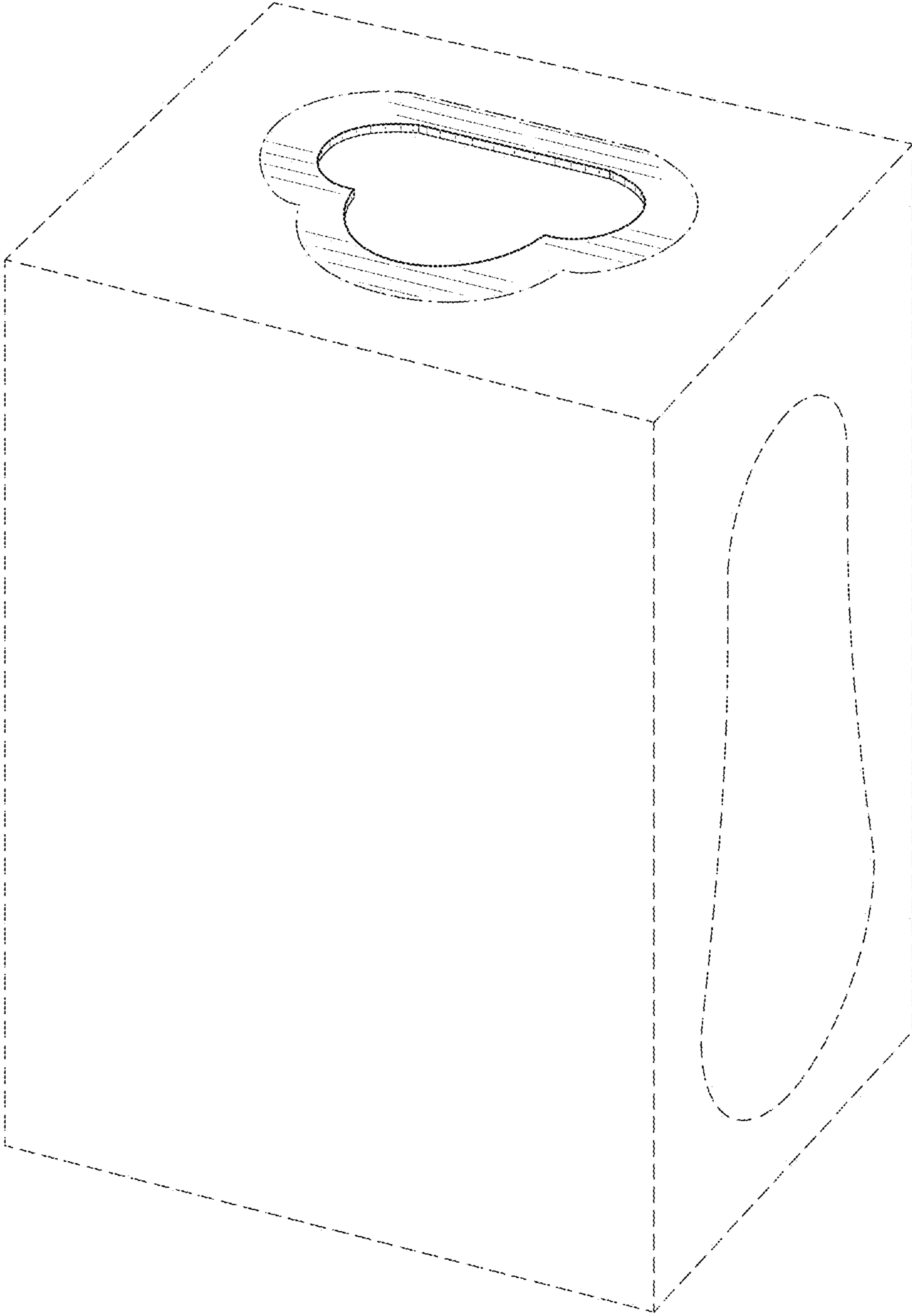


FIG. 1

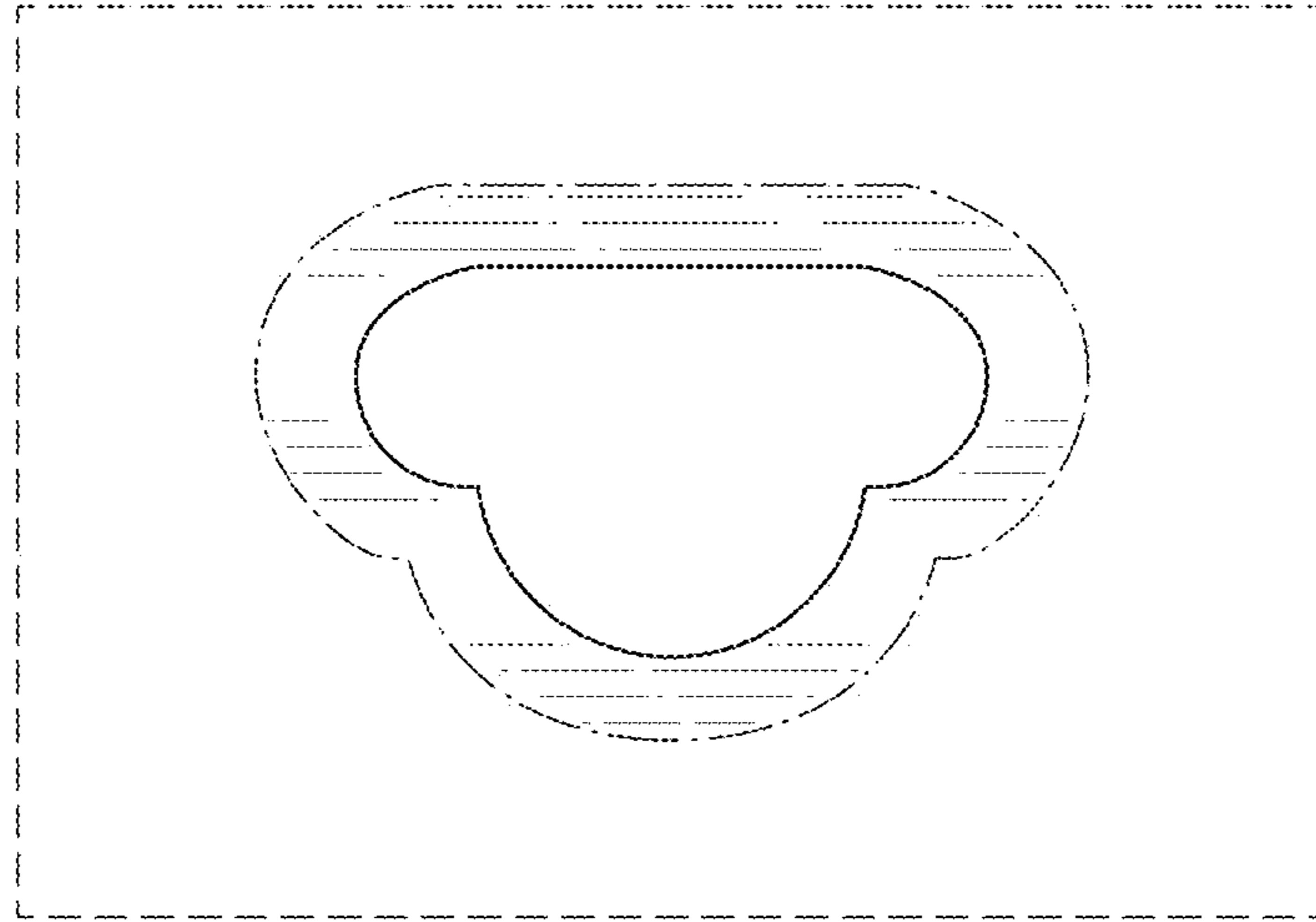


FIG. 2

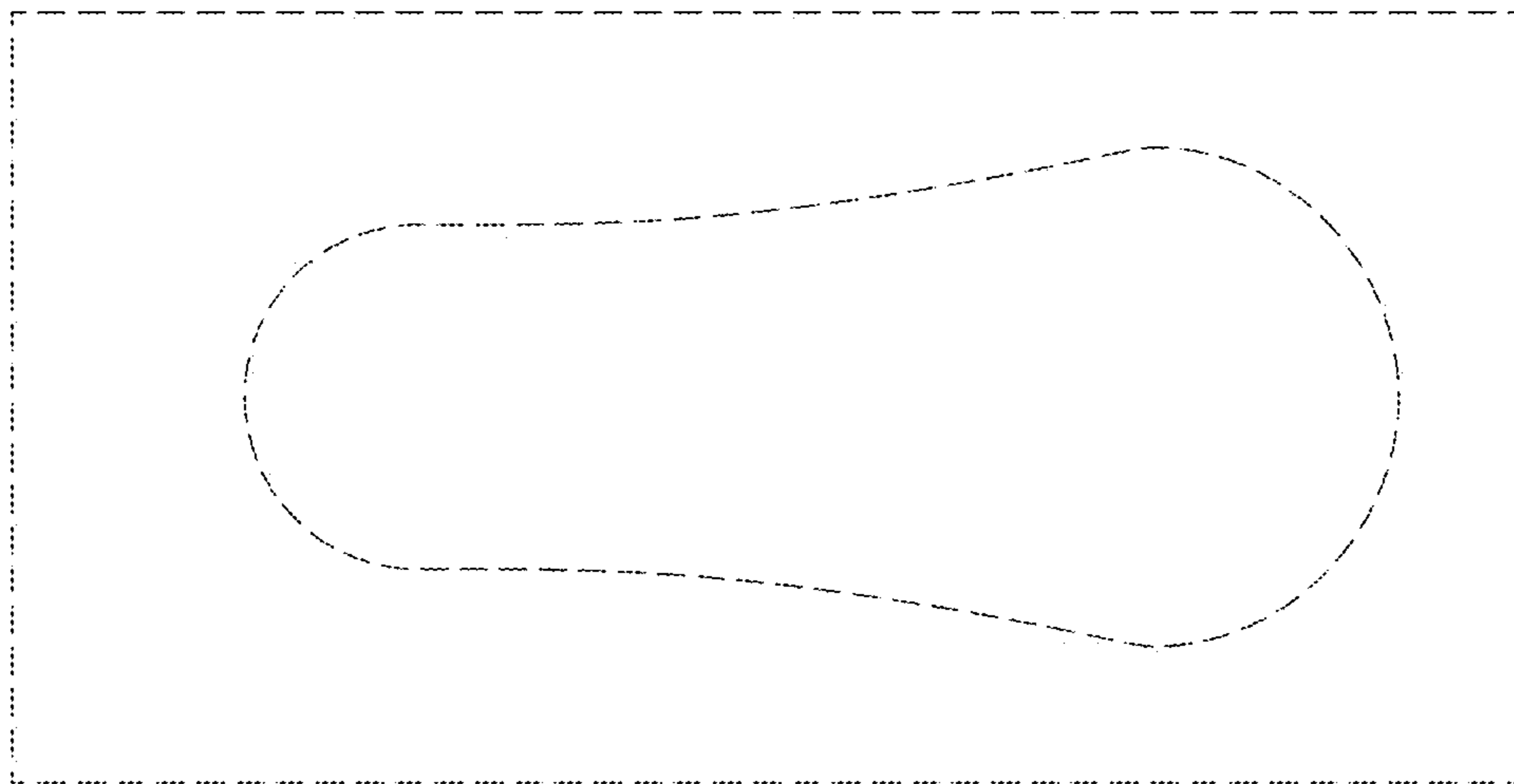


FIG. 3



FIG. 4



FIG. 5




FIG. 6




FIG. 7