



US00D955222S

(12) **United States Design Patent**
Raman et al.

(10) **Patent No.:** **US D955,222 S**
(45) **Date of Patent:** **** Jun. 21, 2022**

(54) **BAG FOR TOILET REMOVAL**

(71) Applicants: **Erez Raman**, San Rafael, CA (US);
Dov Schriber, Greenbrae, CA (US)

(72) Inventors: **Erez Raman**, San Rafael, CA (US);
Dov Schriber, Greenbrae, CA (US)

(**) Term: **15 Years**

(21) Appl. No.: **29/775,673**

(22) Filed: **Mar. 24, 2021**

(51) **LOC (13) Cl.** **09-05**

(52) **U.S. Cl.**
USPC **D9/703**

(58) **Field of Classification Search**
USPC D9/702-714, 719, 738-740, 517-518,
D9/522, 416, 435, 444, 460, 455, 414,
D9/499, 431-432; D7/560-562;
206/434, 426-427, 429-430, 485, 485.1,
206/499, 508, 431, 418-422, 588-594;
229/117.3, 185, 121, 122, 200, 207, 236,
229/87.01; 220/23.83; 150/100-118;
294/137, 152; 383/6, 10, 14, 20, 40, 33,
383/104-105, 117, 108, 120, 93, 121.1,
383/127; 428/34.3
CPC B65D 33/00; B65D 33/06; B65D 33/065;
B65D 33/14; B65D 33/1683; B65D
33/12; B65D 31/00; B65D 31/04; B65D
31/10; A45C 3/04; A45C 3/10
See application file for complete search history.

(56) **References Cited**

U.S. PATENT DOCUMENTS

D578,409 S	*	10/2008	Clark	D9/703
D580,205 S	*	11/2008	Callahan	D6/610
D736,651 S	*	8/2015	Moad	D9/713
D860,807 S	*	9/2019	Sill	D9/704
D900,629 S	*	11/2020	Milos	D9/703
D925,375 S	*	7/2021	Malin	B65D 5/48048
					D9/703
D944,095 S	*	2/2022	Aristotelous	D9/706

* cited by examiner

Primary Examiner — Abraham Bahta

(74) *Attorney, Agent, or Firm* — Steven A. Nielsen;
www.NielsenPatents.com

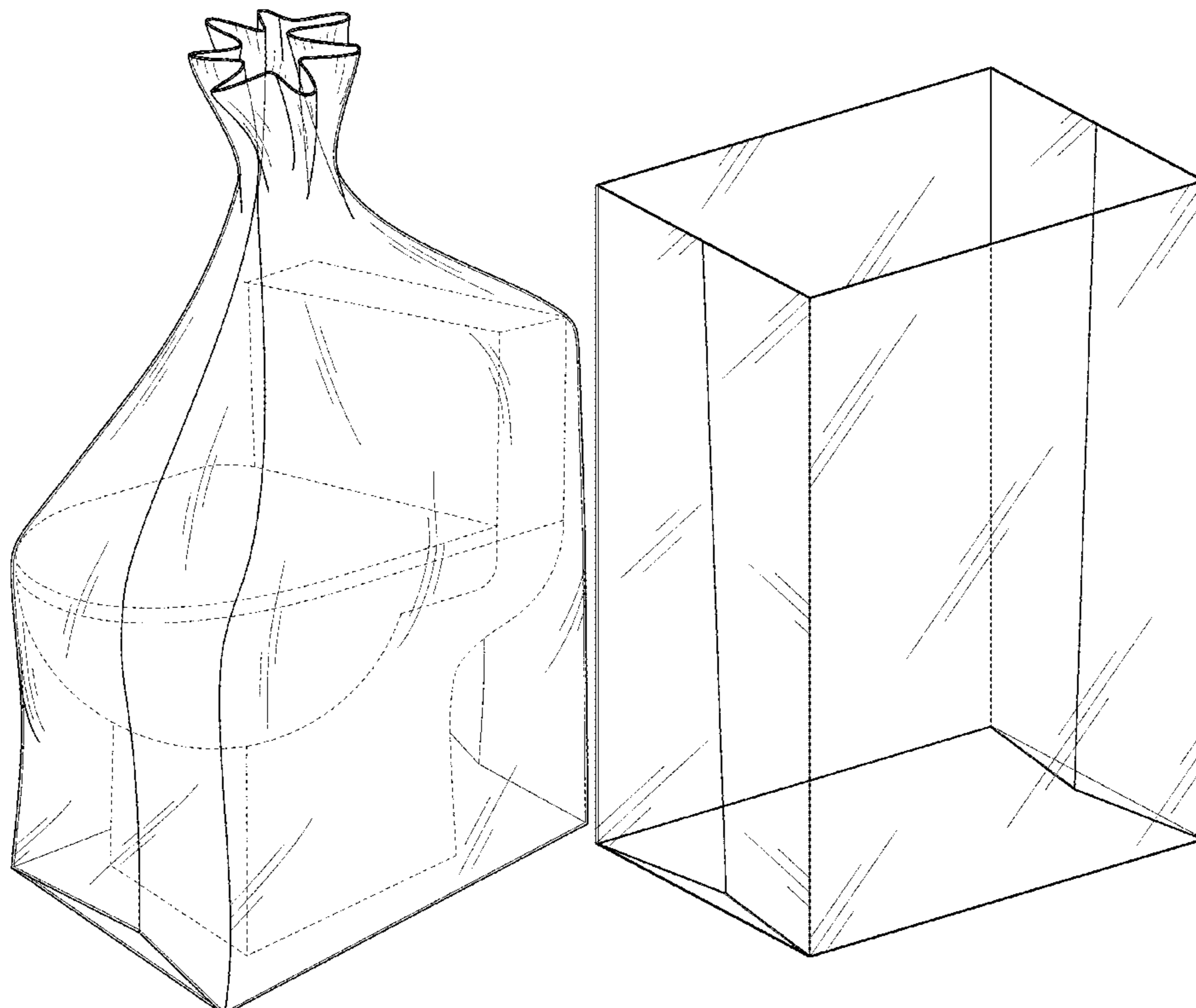
(57) **CLAIM**

The ornamental design for a bag for toilet removal, as shown and described.

DESCRIPTION

FIG. 1 is a front perspective view showing the ornamental design of the claimed bag for toilet removal;
FIG. 2 is a perspective view thereof;
FIG. 3 is a front view thereof;
FIG. 4 is a left side view thereof;
FIG. 5 is a right side view thereof;
FIG. 6 is a top view thereof; and,
FIG. 7 is a bottom view thereof.
The dashed lines of FIG. 1 depict a toilet, an environmental feature and forms no part of the claimed design.

1 Claim, 6 Drawing Sheets



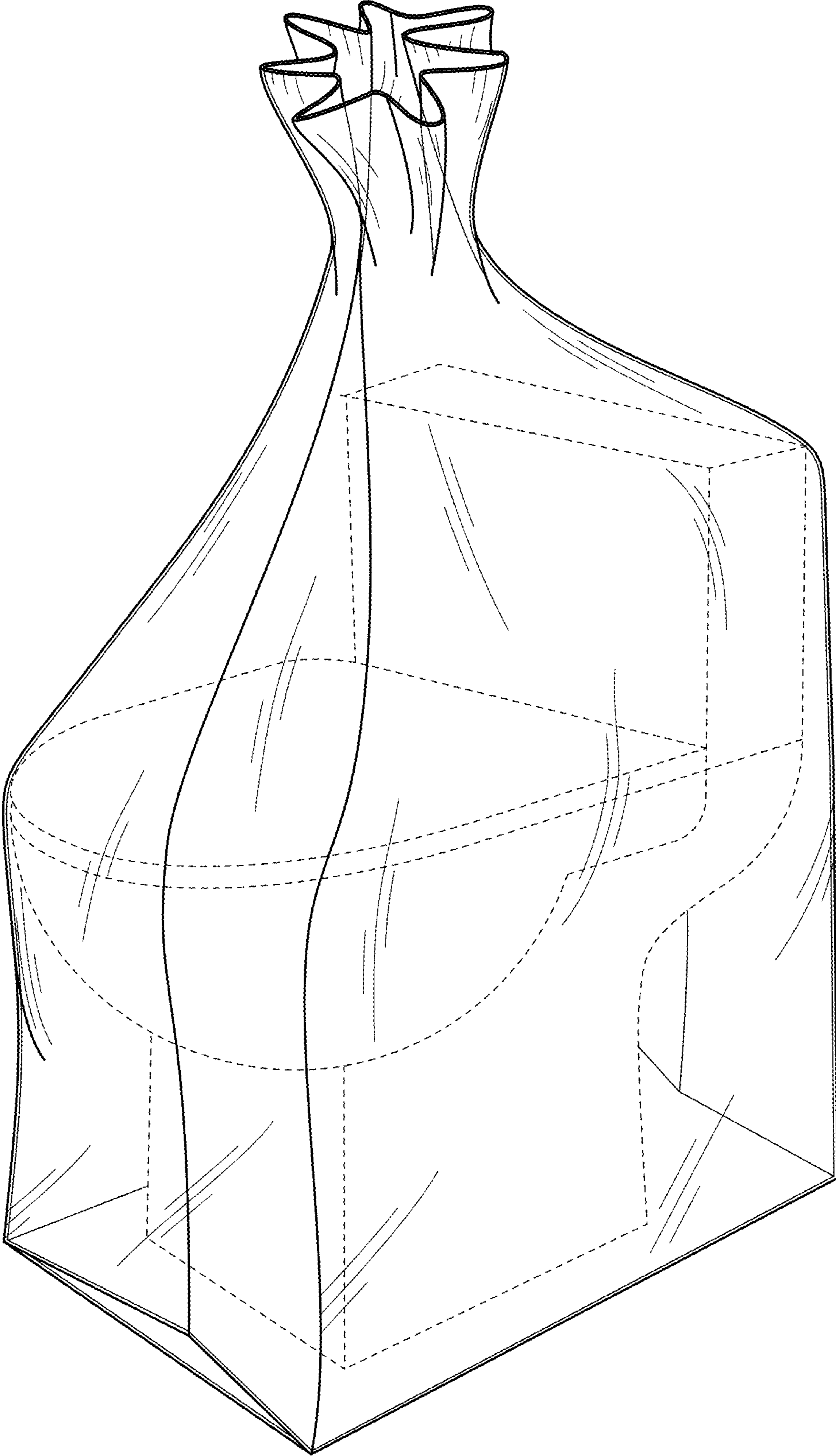


FIG. 1

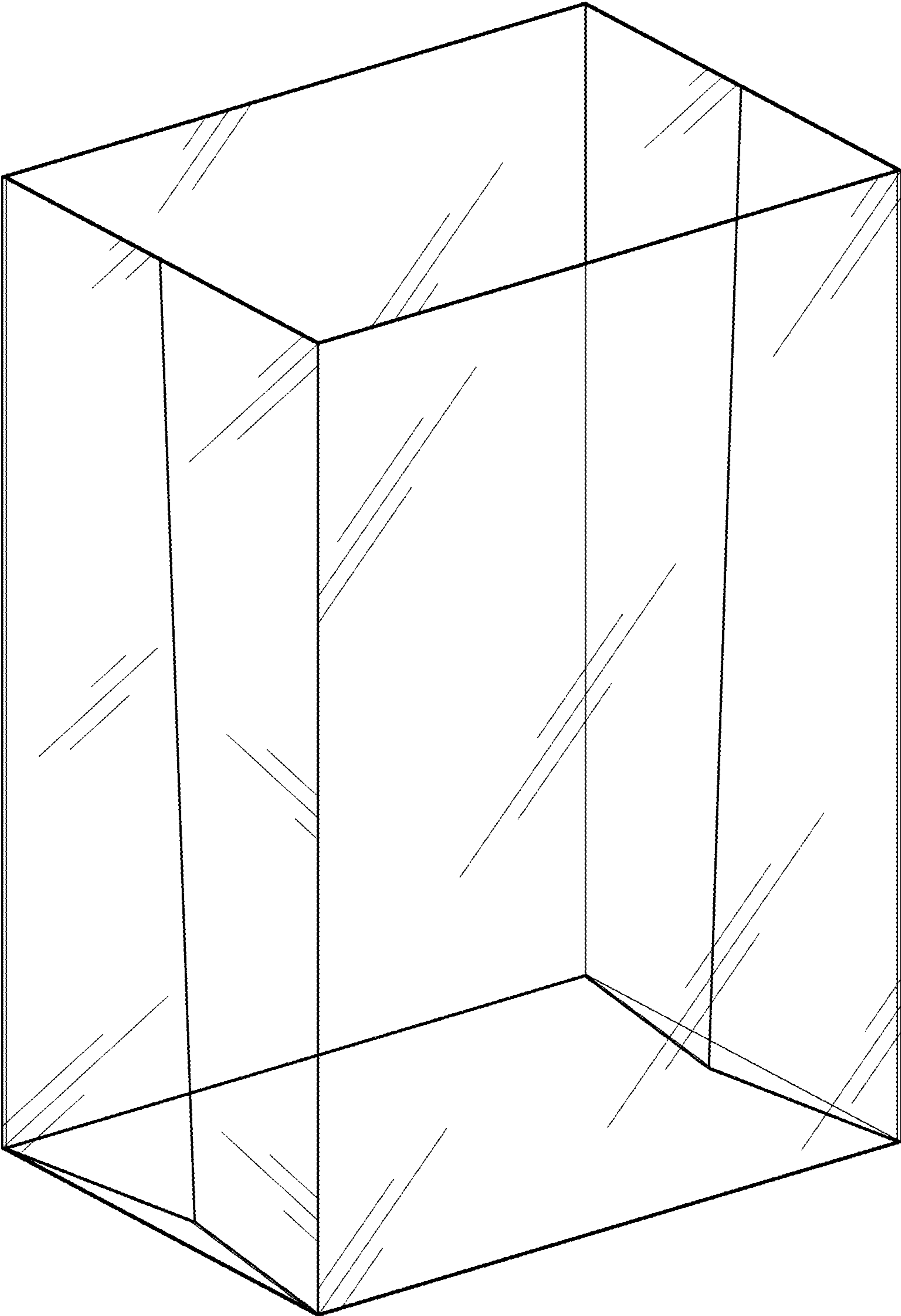


FIG. 2




FIG. 3




FIG. 4




FIG. 5




FIG. 6




FIG. 7