



US00D955213S

(12) **United States Design Patent**
Dinvald

(10) **Patent No.:** **US D955,213 S**
(45) **Date of Patent:** **** Jun. 21, 2022**

- (54) **GIFT CARD HOLDER**
- (71) Applicant: **American Greetings Corporation**,
Cleveland, OH (US)
- (72) Inventor: **Elizabeth Dinvald**, Cleveland, OH
(US)
- (73) Assignee: **American Greetings Corporation**,
Cleveland, OH (US)
- (**) Term: **15 Years**
- (21) Appl. No.: **29/704,404**
- (22) Filed: **Sep. 4, 2019**
- (51) **LOC (13) Cl.** **09-03**
- (52) **U.S. Cl.**
USPC **D9/414**
- (58) **Field of Classification Search**
USPC D9/414-433, 702, 703, 705, 707, 709,
D9/710, 711, 712, 901; D3/234,
D3/236-239, 247, 248, 269, 270-271.3,
D3/299, 273, 276, 289, 293, 290, 301,
D3/303, 318, 319; D6/600, 601; D19/1,
D19/29, 7
CPC B42D 25/22; B42D 15/022; G09F 1/04;
A47C 7/62; A47C 1/14
See application file for complete search history.

D690,102 S	9/2013	Yueh	
D690,938 S	10/2013	Willows et al.	
D711,651 S *	8/2014	Koenig	D3/303
D719,834 S *	12/2014	Mayer	D9/600
D720,132 S	12/2014	Zhou	
D728,969 S *	5/2015	Pfaff	D6/599
D739,252 S *	9/2015	Mayer	D9/600
D740,682 S *	10/2015	Mayer	D9/600
D745,282 S *	12/2015	Begin	D3/315
D764,582 S *	8/2016	Higgins	D19/1
D765,169 S *	8/2016	Deckerd	D19/7
D770,807 S *	11/2016	Mayer	D6/601
D774,881 S *	12/2016	Glass	D9/414
D780,464 S *	3/2017	Mayer	D6/303
D781,077 S *	3/2017	Mayer	D6/601
D781,957 S *	3/2017	Higgins	D19/7

(Continued)

Primary Examiner — Mehri F Bajoul
(74) Attorney, Agent, or Firm — Christine Flanagan

(57) **CLAIM**

The ornamental design for a gift card holder, as shown and described.

DESCRIPTION


FIG. 1 is a perspective view of the gift card holder of the present invention, in a closed position.
 FIG. 2 is a front view of the gift card holder of FIG. 1.
 FIG. 3 is a rear view of the gift card holder of FIG. 1.
 FIG. 4 is a left side view of the gift card holder of FIG. 1.
 FIG. 5 is a right side view of the gift card holder of FIG. 1.
 FIG. 6 is a top down view of the gift card holder of FIG. 1.
 FIG. 7 is a bottom up view of the gift card holder of FIG. 1; and,
 FIG. 8 is a perspective view of the gift card holder of FIG. 1, in an open position.
 The broken lines depicting the eyes and the interior portions of the gift card holder form no part of the claimed design.

(56) **References Cited**

U.S. PATENT DOCUMENTS

D249,982 S	10/1978	Kubusheski	
D374,982 S	10/1996	Hamilton	
D414,927 S	10/1999	Hamilton	
D598,195 S	8/2009	Lown et al.	
D641,345 S	7/2011	Gonzales	
D650,172 S	12/2011	Ziegler	
D662,996 S *	7/2012	Goforth	D21/622

1 Claim, 4 Drawing Sheets



(56)

References Cited

U.S. PATENT DOCUMENTS

D783,275	S	4/2017	Sifuentes	
D784,688	S *	4/2017	Mayer	D3/234
D786,691	S *	5/2017	Mayer	D9/600
D789,448	S *	6/2017	Mayer	D19/29
D793,493	S *	8/2017	Shappell	D21/661
D794,956	S *	8/2017	Mayer	D3/303
D794,957	S *	8/2017	Mayer	D3/303
D809,796	S *	2/2018	Bullard	D3/294
D817,111	S *	5/2018	Wallace	D7/624.2
9,969,202	B1 *	5/2018	DaDante	B42D 25/22
D854,922	S *	7/2019	Piscopo	D9/414
D876,214	S *	2/2020	Yu	D9/414
D877,608	S *	3/2020	Nouhan, Jr.	D9/414
D882,390	S *	4/2020	Sun	D9/414
D893,291	S *	8/2020	Piscopo	D9/414
D903,310	S *	12/2020	Lee	D3/245
2015/0197117	A1 *	7/2015	Begin	B42D 15/022 40/124.03

* cited by examiner

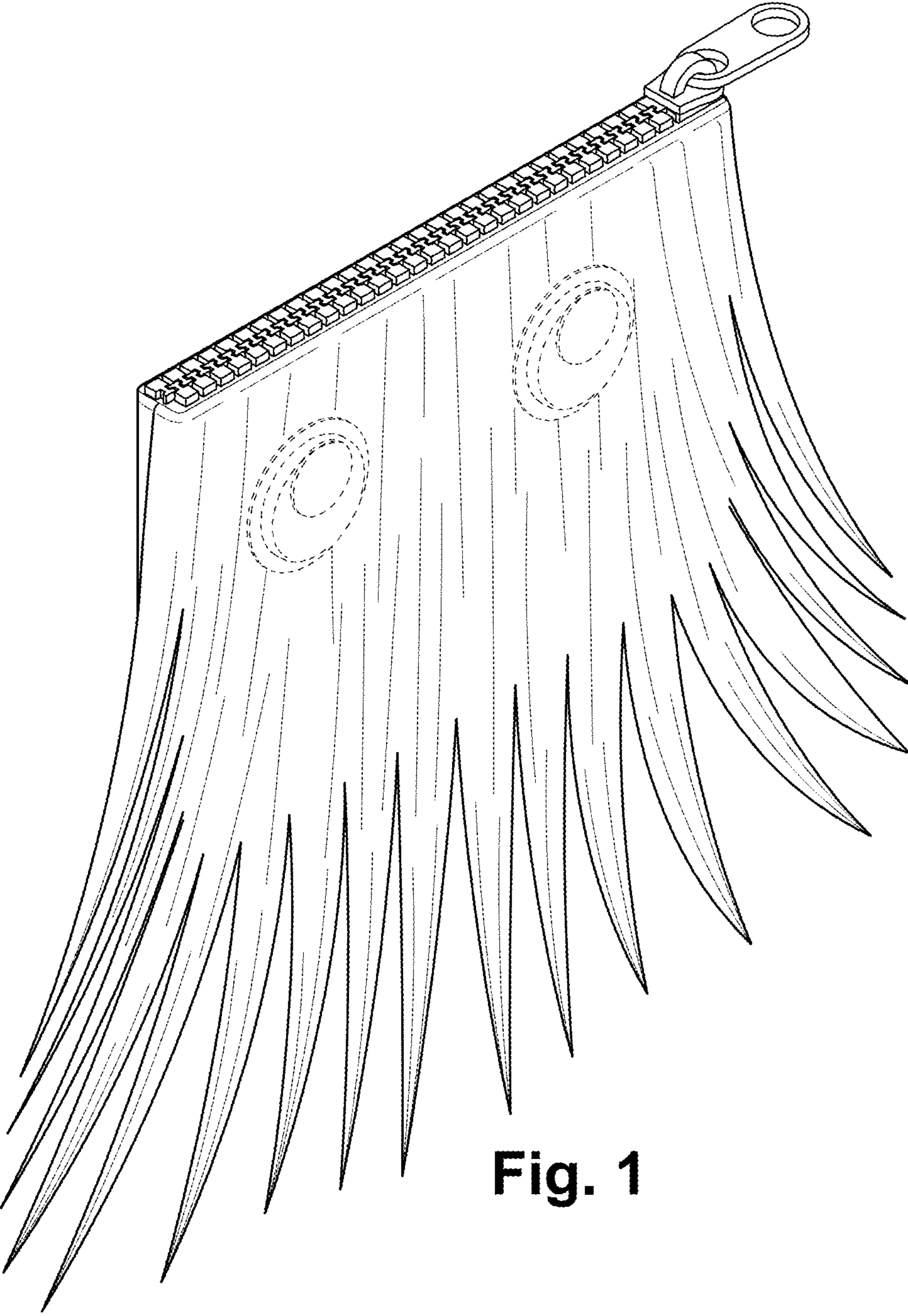


Fig. 1

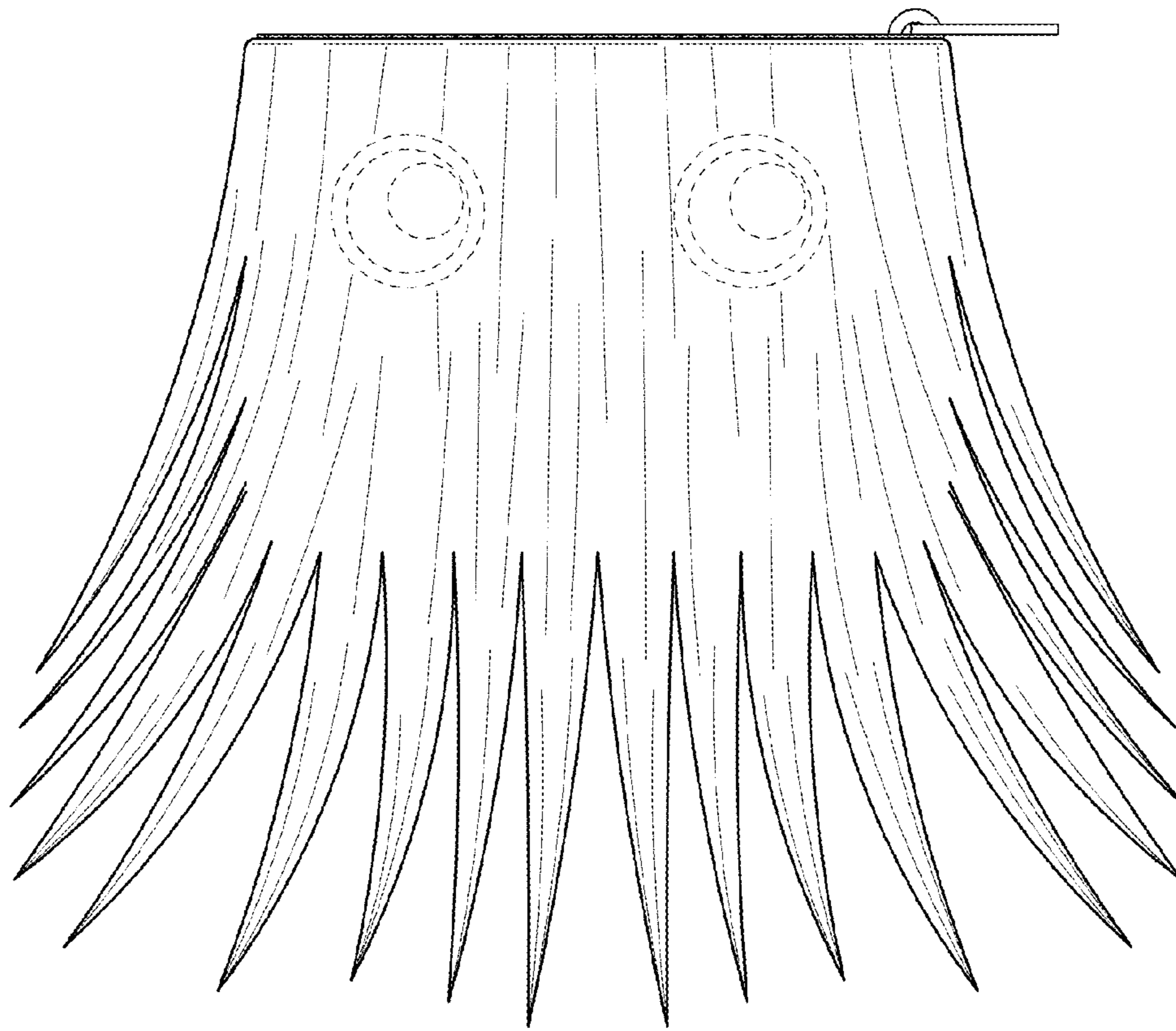


Fig. 2

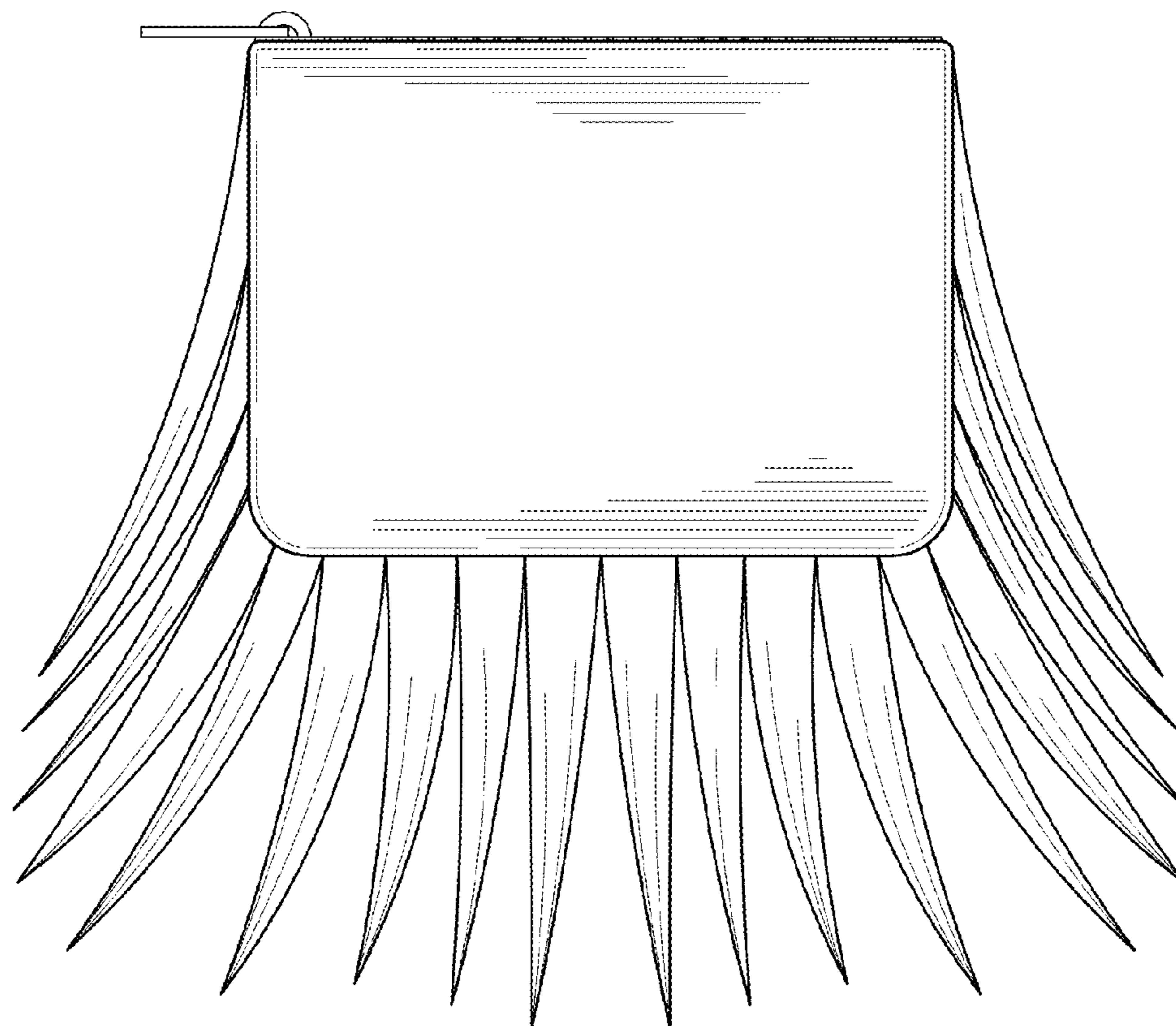


Fig. 3

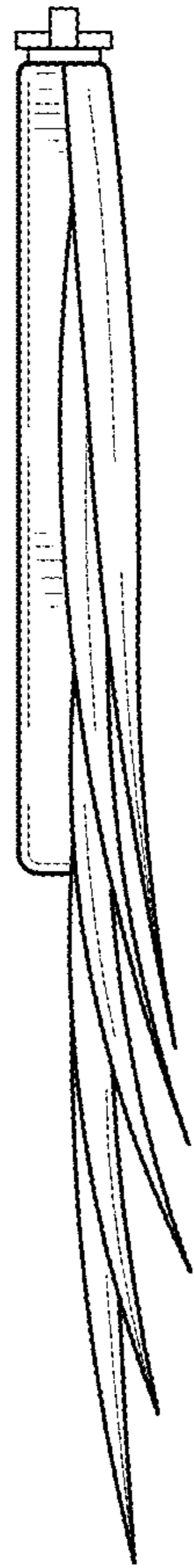


Fig. 4

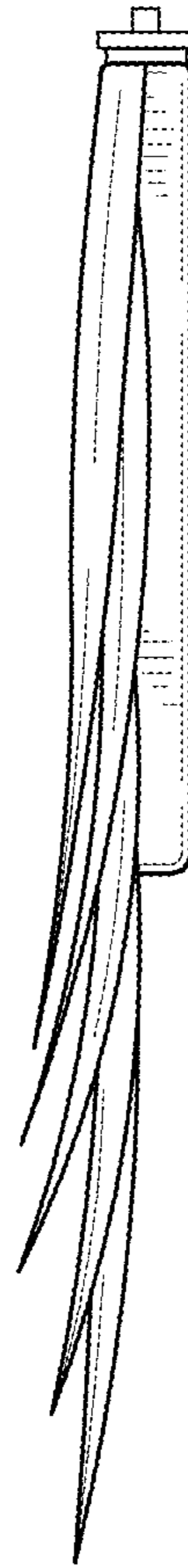


Fig. 5




Fig. 6

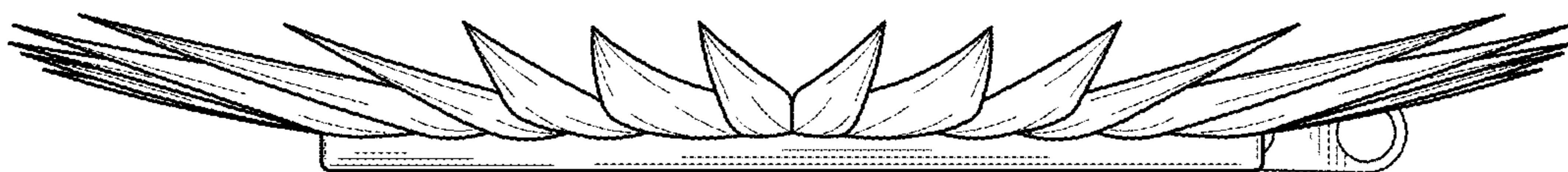


Fig. 7

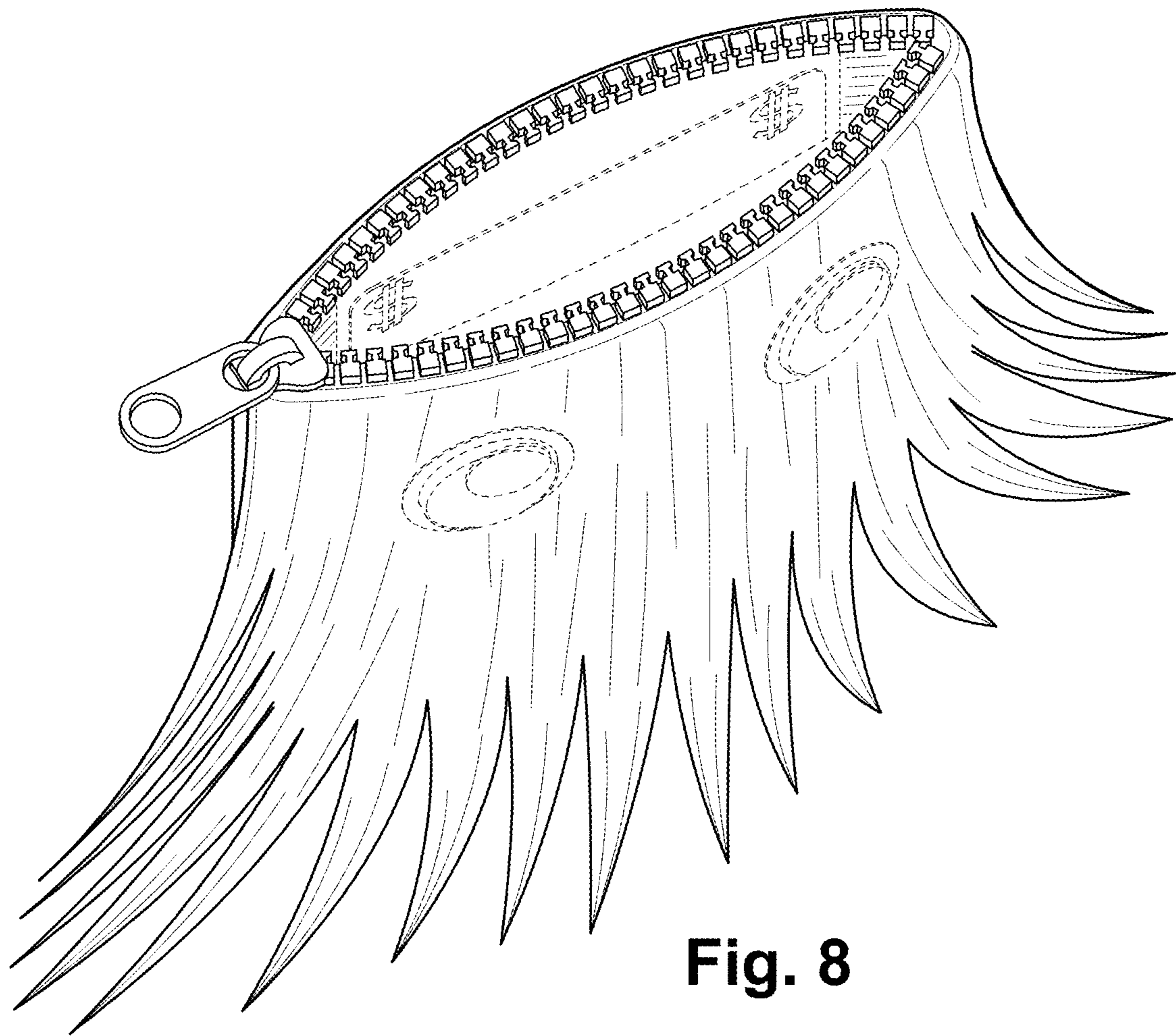


Fig. 8