



US00D955194S

(12) **United States Design Patent**  
**Farrow**

(10) **Patent No.:** **US D955,194 S**  
(45) **Date of Patent:** **\*\* Jun. 21, 2022**

(54) **CAP REMOVER**

(71) Applicant: **Philip Morris Products S.A.**,  
Neuchâtel (CH)

(72) Inventor: **Alexander Farrow**, Pleasant Hill, CA  
(US)

(73) Assignee: **Philip Morris Products S.A.**,  
Neuchâtel (CH)

(\*\*) Term: **15 Years**

(21) Appl. No.: **29/738,967**

(22) Filed: **Jun. 22, 2020**

(30) **Foreign Application Priority Data**

Dec. 30, 2019 (EM) ..... 007459581

(51) **LOC (13) Cl.** ..... **07-99**

(52) **U.S. Cl.**  
USPC ..... **D8/40**

(58) **Field of Classification Search**  
USPC ..... D8/18, 33-43  
CPC .... B67B 7/00; B67B 7/12; B67B 7/14; B67B  
7/16; B67B 7/24; B67B 7/30; B67B  
2007/303  
See application file for complete search history.

(56) **References Cited**

U.S. PATENT DOCUMENTS

937,850 A \* 10/1909 Parker ..... A47G 23/03  
248/346.11

2,613,833 A \* 10/1952 Williams ..... B67B 7/16  
81/3.15

3,730,025 A \* 5/1973 Monnerjahn ..... B67B 7/18  
81/3.4

3,730,026 A \* 5/1973 Matsumoto ..... B67B 7/16  
D8/40

3,812,741 A \* 5/1974 Heine ..... B67B 7/18  
81/3.4

D232,415 S \* 8/1974 Matsumoto ..... D8/40

D267,783 S \* 2/1983 Lang ..... D7/624.1

4,433,597 A \* 2/1984 Rowland ..... B67B 7/44  
81/3.4

D317,856 S \* 7/1991 Cossey ..... D8/40

D334,326 S \* 3/1993 Detling ..... D8/40

D358,311 S \* 5/1995 Sarnoff ..... D8/34

D454,288 S \* 3/2002 Kilduff ..... B67B 7/0447  
D8/41

D538,464 S \* 3/2007 Chen ..... D9/452

7,267,031 B1 \* 9/2007 Burton ..... B67B 7/18  
81/3.4

D602,320 S \* 10/2009 Seehoff ..... D8/40

D659,497 S \* 5/2012 Blazevic ..... D8/40

D663,179 S \* 7/2012 Mauffette ..... D8/41

9,156,668 B1 \* 10/2015 Lindsey ..... B67B 7/14

D753,488 S \* 4/2016 Escobar ..... D9/445

D755,596 S \* 5/2016 Ranftl ..... D8/40

D757,525 S \* 5/2016 Glasband ..... D8/360

D796,283 S \* 9/2017 Kiela, II ..... D8/33

D809,885 S \* 2/2018 Kiela, II ..... D8/33

(Continued)

*Primary Examiner* — Elizabeth A. Albert  
(74) *Attorney, Agent, or Firm* — Oblon, McClelland,  
Maier & Neustadt, L.L.P.

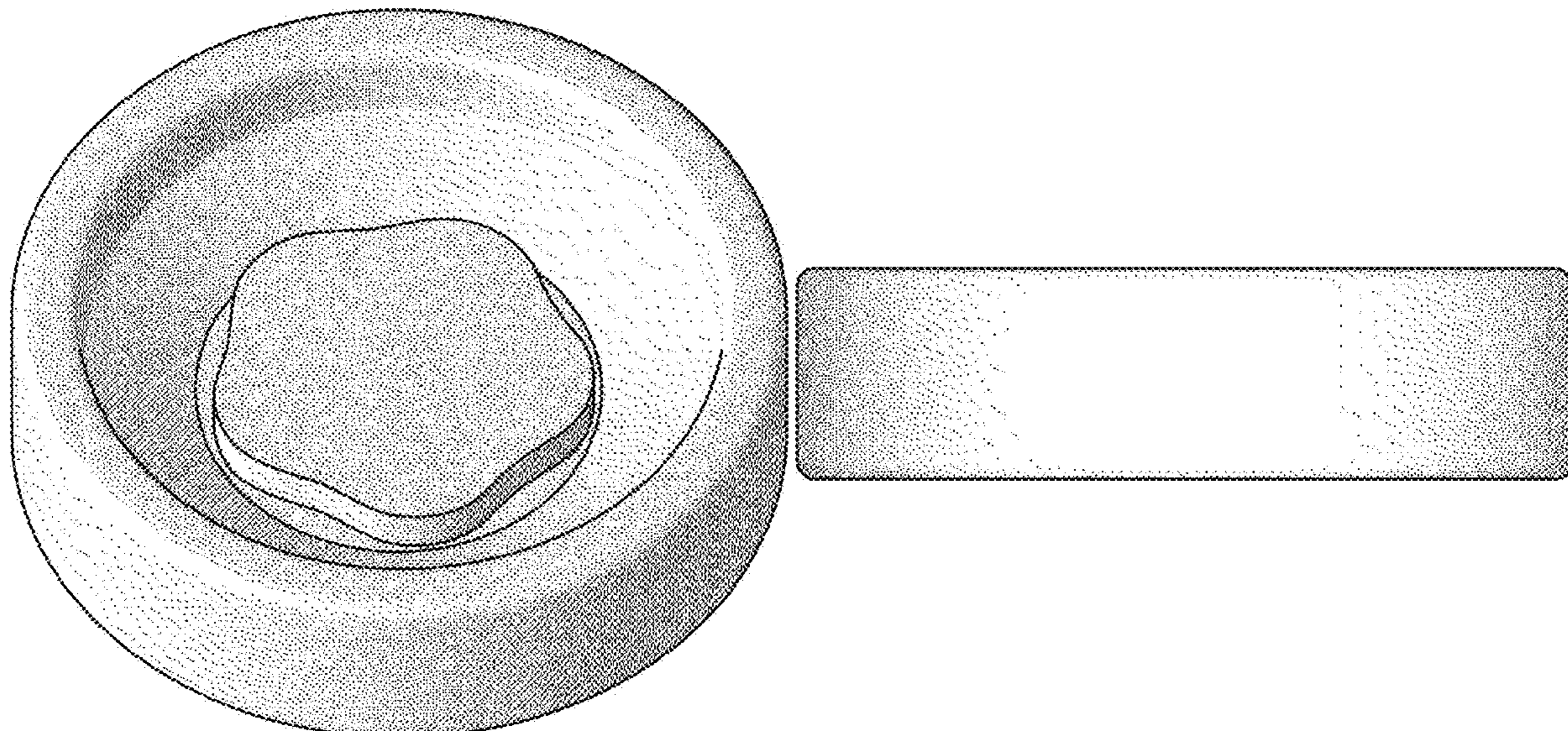
(57) **CLAIM**

The ornamental design for a cap remover, as shown and described.

**DESCRIPTION**

FIG. 1 is a top perspective view of a cap remover showing the new design;  
FIG. 2 is a front elevational view thereof;  
FIG. 3 is a rear elevational view thereof;  
FIG. 4 is a left side elevational view thereof.  
FIG. 5 is a right side elevational view thereof.  
FIG. 6 is a bottom plan view thereof; and,  
FIG. 7 is a top plan view thereof.

**1 Claim, 7 Drawing Sheets**



(56)

**References Cited**

U.S. PATENT DOCUMENTS

D809,886 S \* 2/2018 Kiela, II ..... D8/33  
D845,762 S \* 4/2019 Felsenthal ..... D9/435  
10,293,996 B2 \* 5/2019 Van Rixel ..... B65D 50/00  
D853,215 S \* 7/2019 Bellamy, Sr. .... D8/40  
10,787,354 B2 \* 9/2020 Ranftl ..... B67B 7/184

\* cited by examiner

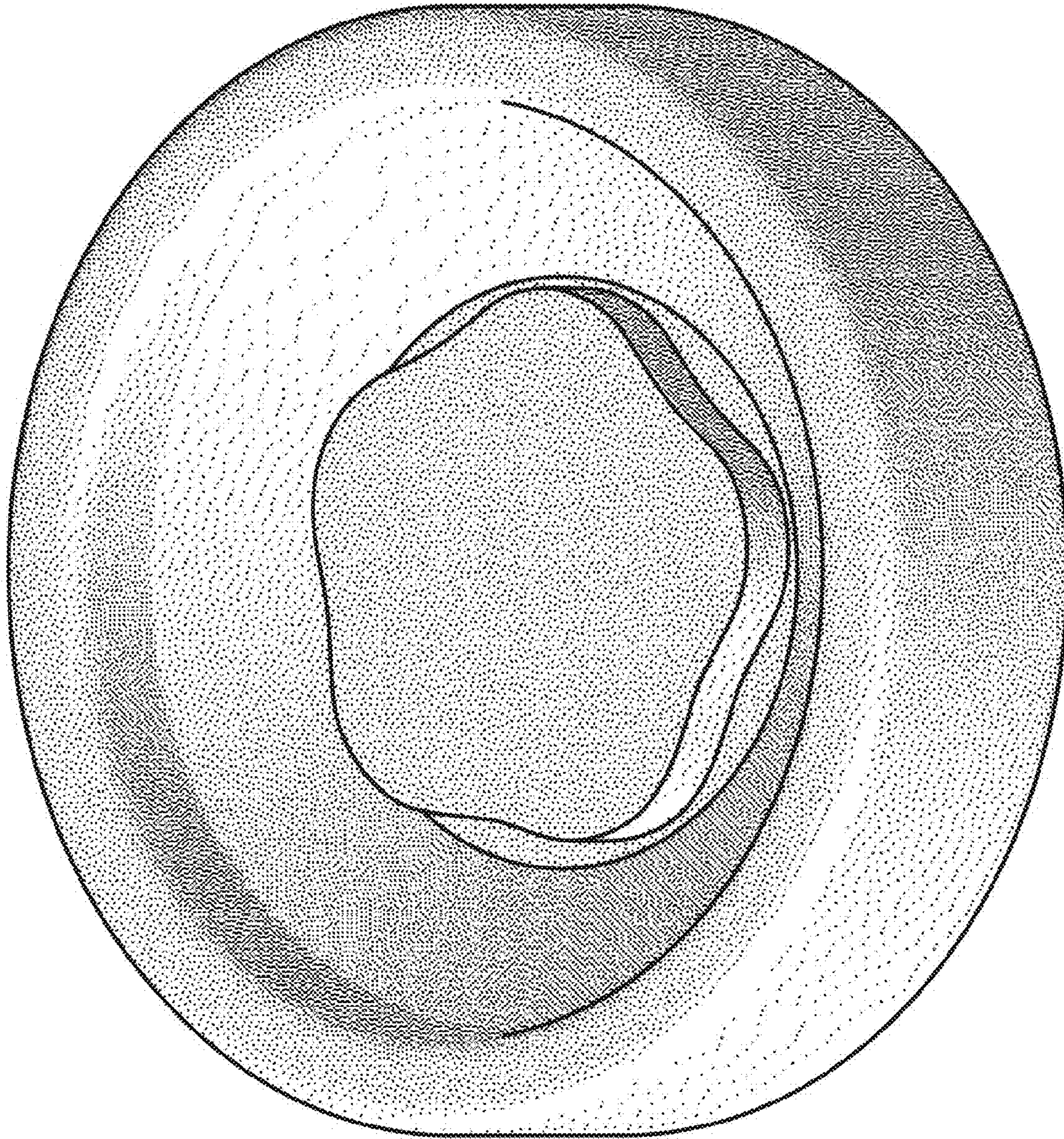


FIG. 1




FIG. 2




FIG. 3




FIG. 4




FIG. 5




FIG. 6



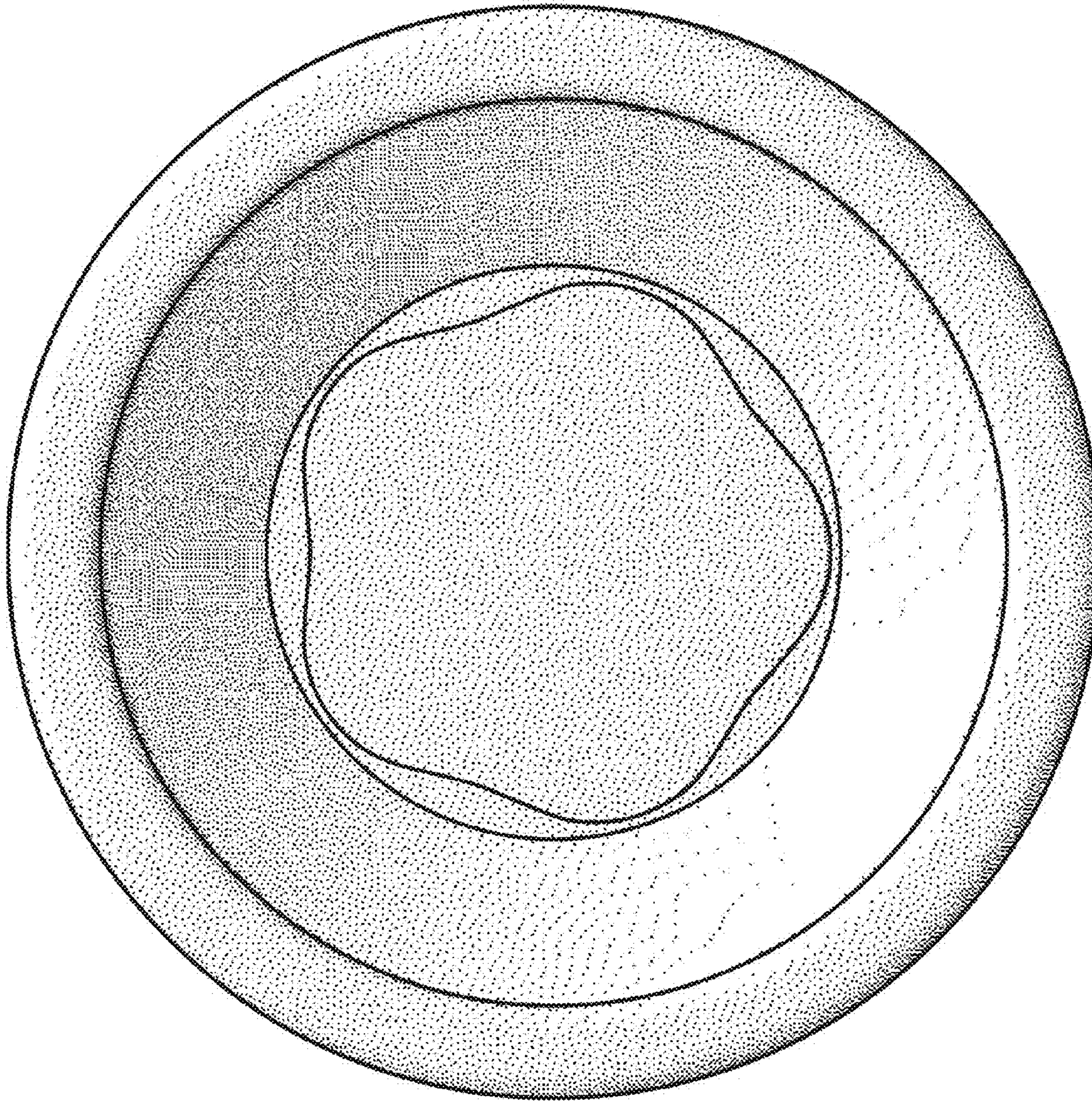


FIG. 7