



US00D955191S

(12) **United States Design Patent** (10) **Patent No.:** **US D955,191 S**
Parenteau et al. (45) **Date of Patent:** **** Jun. 21, 2022**

(54) **RAKE**
(71) Applicant: **GARANT GP**, Saint-François (CA)
(72) Inventors: **François Parenteau**, Quebec (CA);
Marie-Claude Guay, Lac Beauport (CA); **Patrick Julien**, Levis (CA)
(73) Assignee: **GARANT GP**

(**) Term: **15 Years**
(21) Appl. No.: **29/734,118**
(22) Filed: **May 8, 2020**

(30) **Foreign Application Priority Data**
May 7, 2020 (CA) CA 195322
(51) **LOC (13) Cl.** **08-01**
(52) **U.S. Cl.**
USPC **D8/13**
(58) **Field of Classification Search**
USPC D8/1, 6, 8, 13; D15/28, 29
CPC A01D 41/10; A01D 89/006; A01D 89/001
See application file for complete search history.

(56) **References Cited**
U.S. PATENT DOCUMENTS
D298,725 S 11/1988 Sunila et al.
D306,682 S * 3/1990 Thompson D8/13
D375,883 S * 11/1996 Fomby D8/13
D418,734 S * 1/2000 Ritrovato D8/107
D456,676 S 5/2002 Sunila et al.
D477,195 S * 7/2003 Stojanovich D8/13
7,350,839 B2 4/2008 Marquardt et al.
D642,440 S * 8/2011 Boda D8/13
D678,013 S * 3/2013 Hua D8/13

D678,014 S * 3/2013 Hua D8/13
D678,738 S * 3/2013 Hua D8/13
D703,014 S * 4/2014 Lohmann D8/13
D703,499 S * 4/2014 Jochim D8/13
D725,447 S * 3/2015 Gonzalez D8/13
D737,639 S 9/2015 Masalin et al.
D769,681 S * 10/2016 Stein D8/13
D850,872 S 6/2019 Roberts et al.
2005/0238419 A1 10/2005 Lauridsen

FOREIGN PATENT DOCUMENTS

CA 2722887 C 11/2017
CA 181847 * 6/2019
CA 181847 S 6/2019
KR 301013826.0000 * 7/2019

* cited by examiner

Primary Examiner — Rachel A. Voorhies
Assistant Examiner — Benjamin D. Wannemacher
(74) *Attorney, Agent, or Firm* — Lavery, De Billy, LLP;
Gwendoline Bruneau

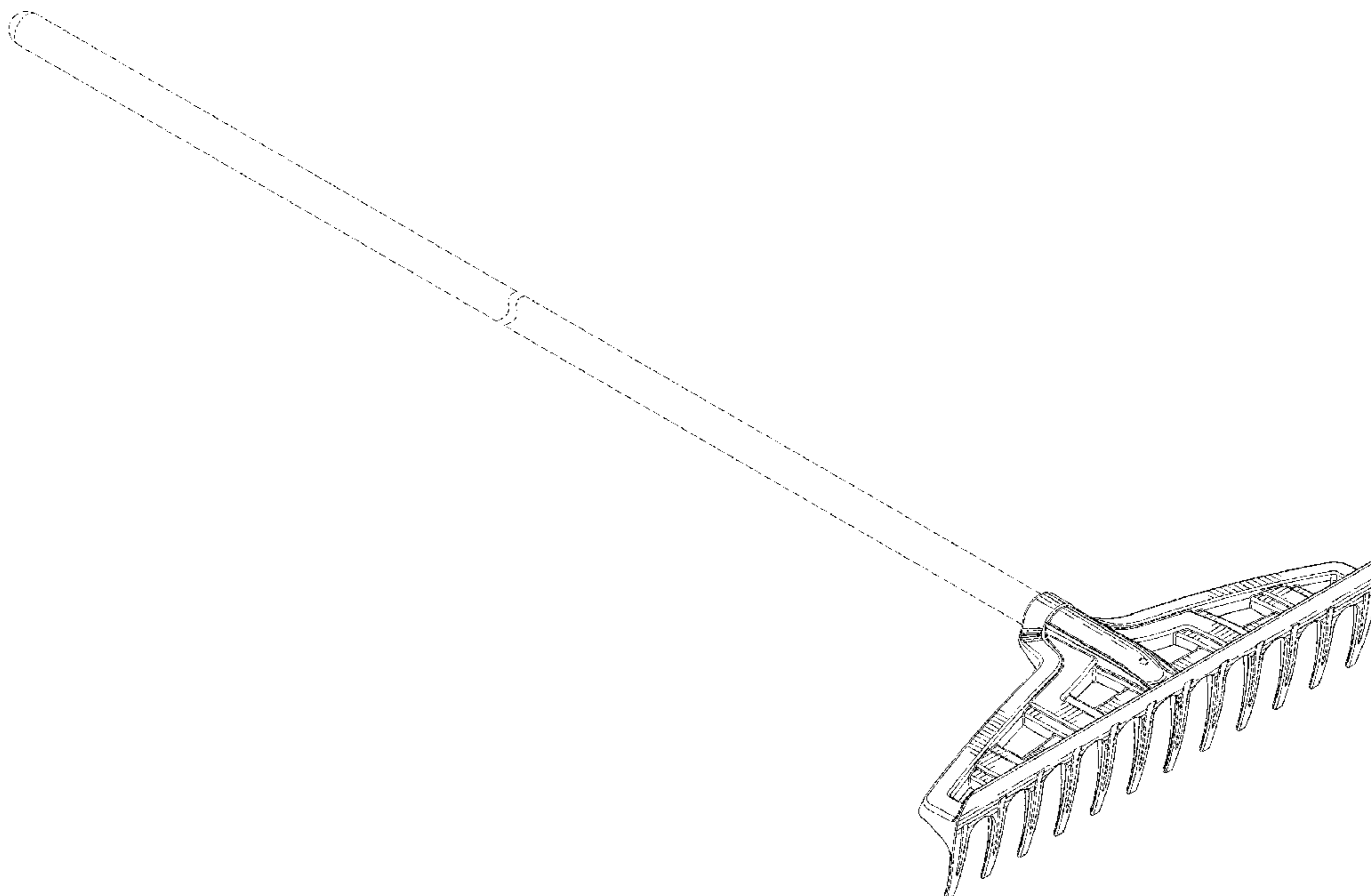
(57) **CLAIM**

The ornamental design for a rake, as shown and described.

DESCRIPTION

FIG. 1 is perspective view of our new design shown with an unclaimed handle;
FIG. 2 is an enlarged front view thereof;
FIG. 3 is a left side view thereof;
FIG. 4 is a right side view thereof;
FIG. 5 is a top view thereof;
FIG. 6 is a bottom view thereof; and,
FIG. 7 is a back view thereof.
The broken lines in the figures depict portions of the rake that form no part of the claimed design.

1 Claim, 6 Drawing Sheets



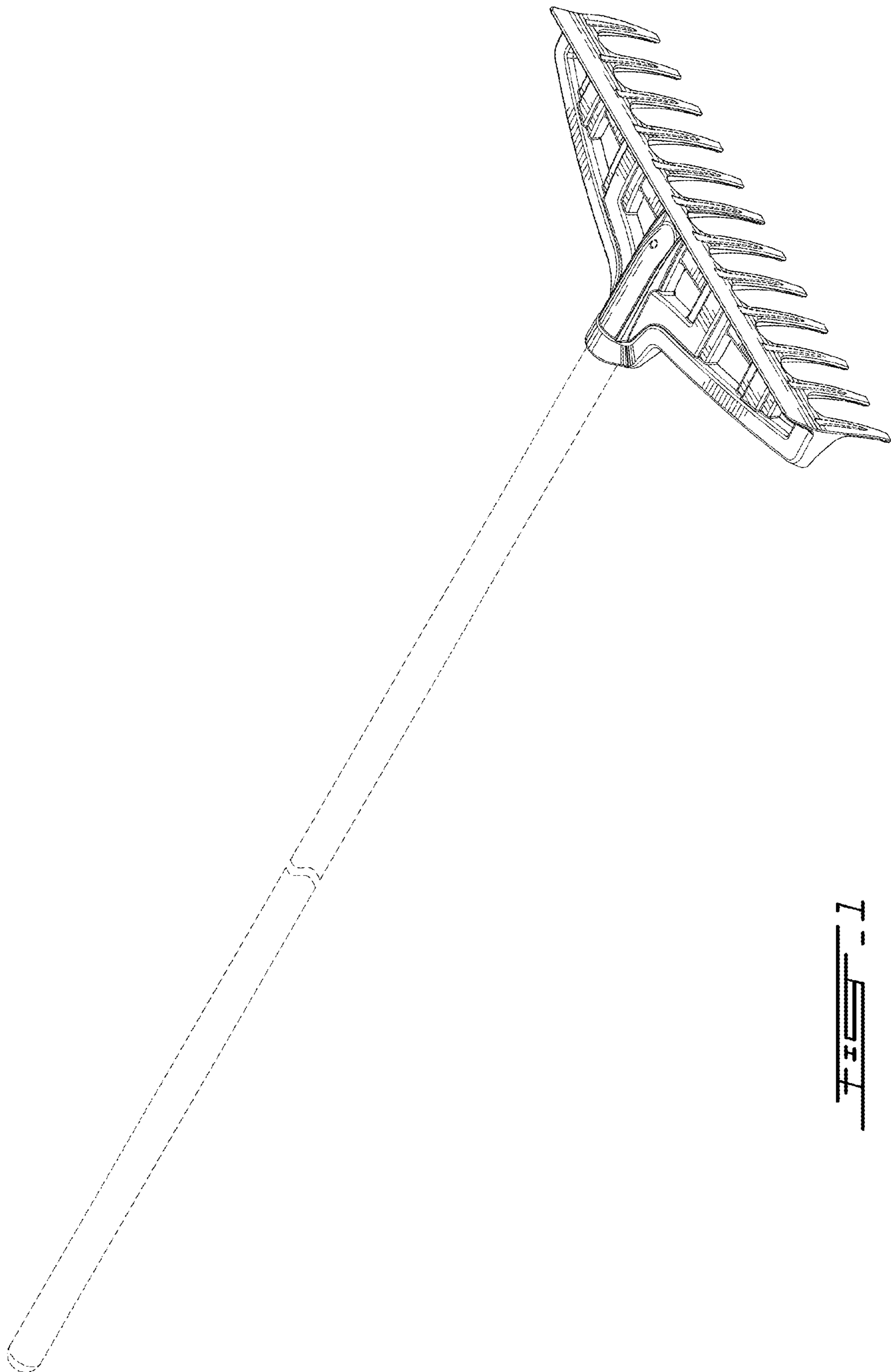


FIG. 1

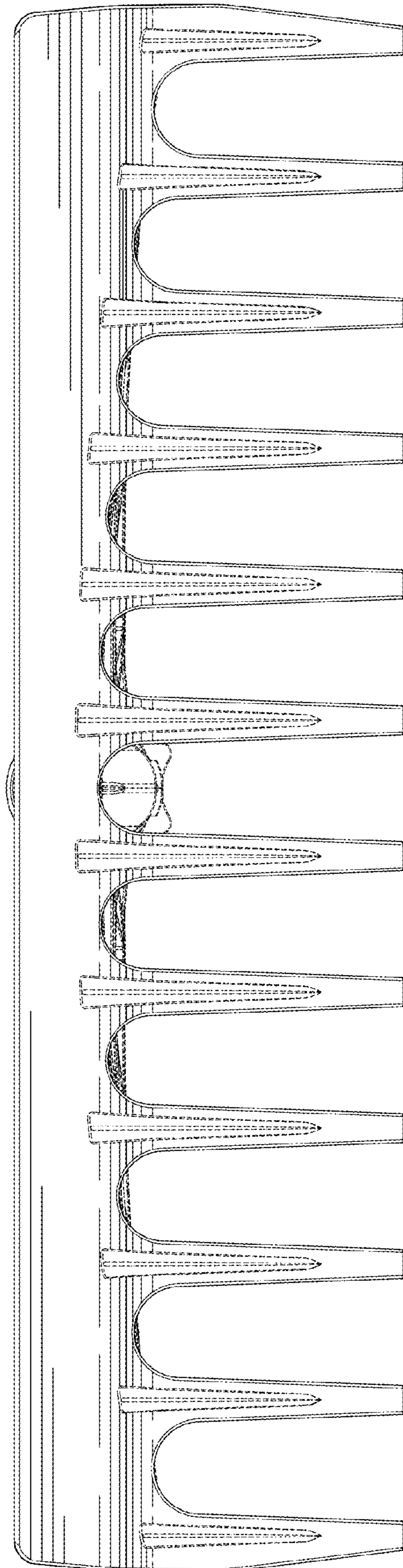


FIG. 2

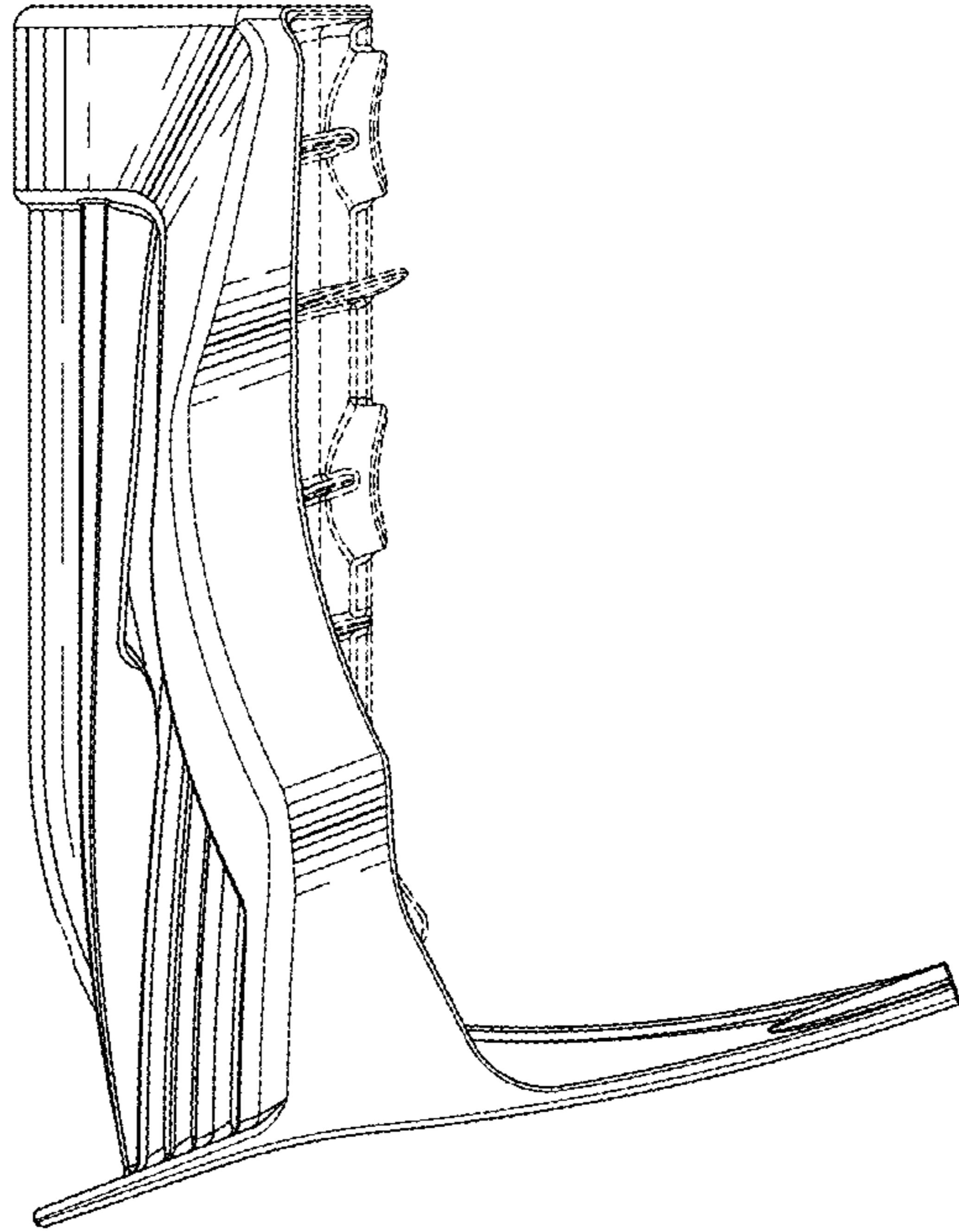


FIG. 4

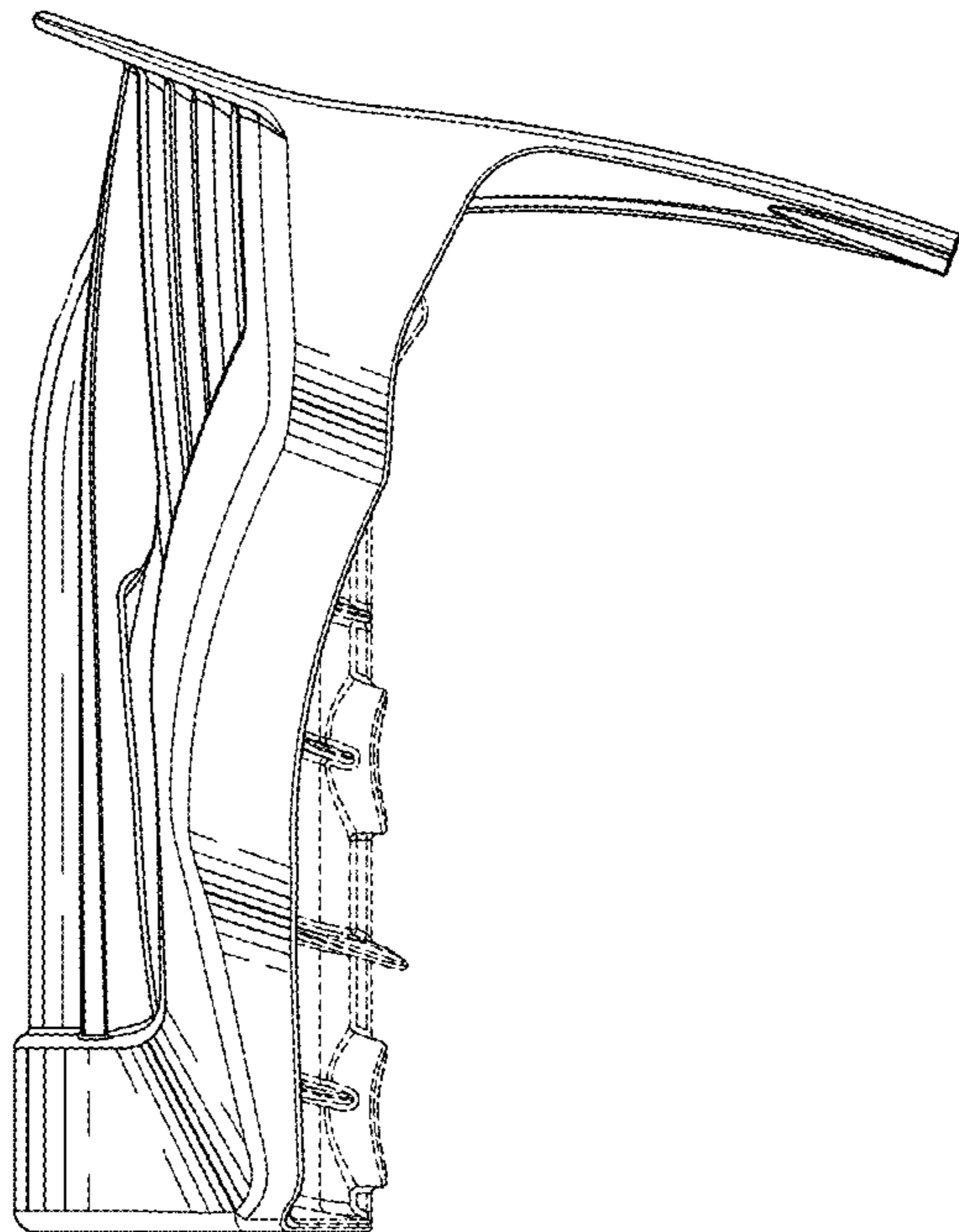


FIG. 3

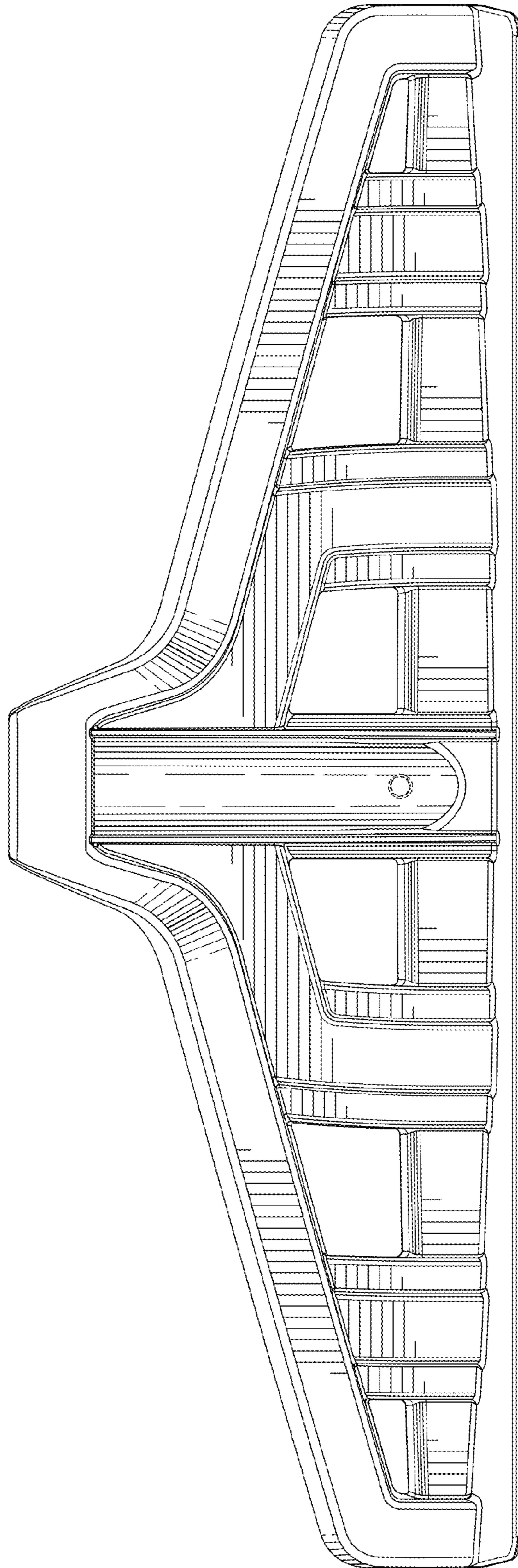


FIG. 5

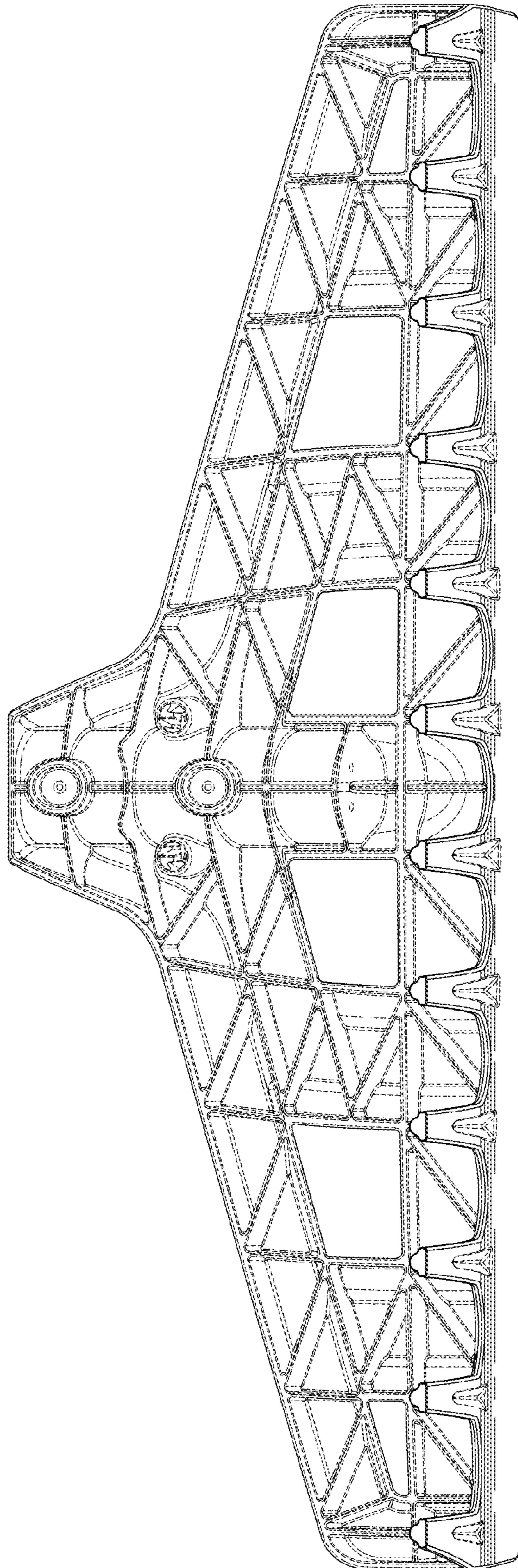


FIG. 5

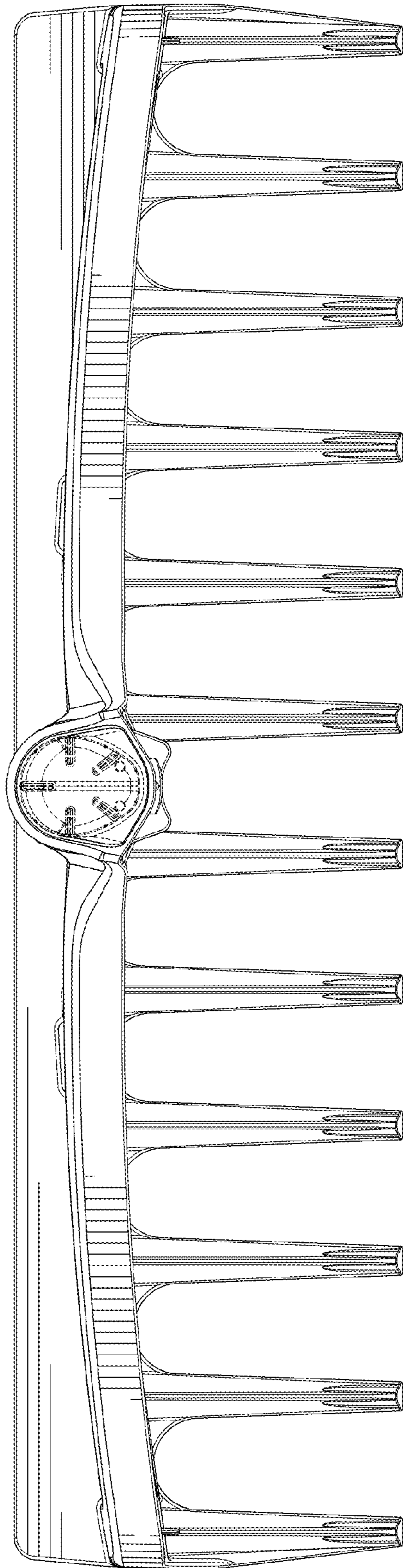


FIG. 7