



US00D955188S

(12) **United States Design Patent**
Salvador

(10) **Patent No.:** **US D955,188 S**
(45) **Date of Patent:** **** Jun. 21, 2022**

- (54) **CULINARY KNIFE**
- (71) Applicant: **Silvano E Salvador**, South Lyon, MI (US)
- (72) Inventor: **Silvano E Salvador**, South Lyon, MI (US)
- (**) Term: **15 Years**
- (21) Appl. No.: **29/762,104**
- (22) Filed: **Dec. 15, 2020**

Related U.S. Application Data

- (62) Division of application No. 16/365,993, filed on Mar. 27, 2019, now abandoned.
- (51) **LOC (13) Cl.** **07-03**
- (52) **U.S. Cl.**
USPC **D7/649**
- (58) **Field of Classification Search**
USPC D7/393-395, 401.2, 642-652, 693, D7/695-696; D8/93, 97-100, 107, 300, D8/321; D22/117-118
CPC A01B 1/20; A01B 1/22; A22C 25/006; A47G 21/06; A47G 21/065; A61B 17/3211; A61B 17/3213; B21D 53/64; B25G 3/36; B26B 1/00; B26B 1/08; B26B 1/10; B26B 3/00; B26B 3/02; B26B 3/03; B26B 3/04; B26B 3/06; B26B 3/08; B26B 5/00; B26B 5/001; B26B 5/007; B26B 7/00; B26B 7/005; B26B 9/00; B26B 9/02; B26B 11/00; B26B 11/006; B26B 17/00; B26B 17/006; B26B 29/02
See application file for complete search history.

(56) **References Cited**

U.S. PATENT DOCUMENTS

- 3,890,707 A * 6/1975 Cremonese B26B 3/00 30/340
- D235,841 S * 7/1975 Cremonese D7/649

- 4,117,593 A * 10/1978 Pilgrino B26B 3/03 D7/649
 - 5,113,587 A * 5/1992 Loomis B26B 3/00 30/340
 - D353,989 S * 1/1995 Watson D8/98
 - 5,669,142 A * 9/1997 Beckers B26B 3/08 30/340
 - D385,472 S * 10/1997 Godt D8/107
 - D405,677 S * 2/1999 Mosley D8/107
 - D454,041 S * 3/2002 Peabody D8/98
- (Continued)

OTHER PUBLICATIONS

Etac-19013 Ergonomic Relieve Knives. Date First Available on Amazon.com Aug. 7, 2018. <https://www.amazon.com/Etac-081499805-Ergonomic-Relieve-Knives/dp/B07G8F1RB3> (Year: 2018).*

Primary Examiner — Ricky Pham

(74) *Attorney, Agent, or Firm* — John R Benefiel

(57) **CLAIM**

The ornamental design for a culinary knife, as shown and described.

DESCRIPTION

FIG. 1 is a perspective view of a culinary knife according to the invention.

FIG. 2 is a right side view of a culinary knife according to the invention.

FIG. 3 is a left side view of the culinary knife shown in FIG. 1.

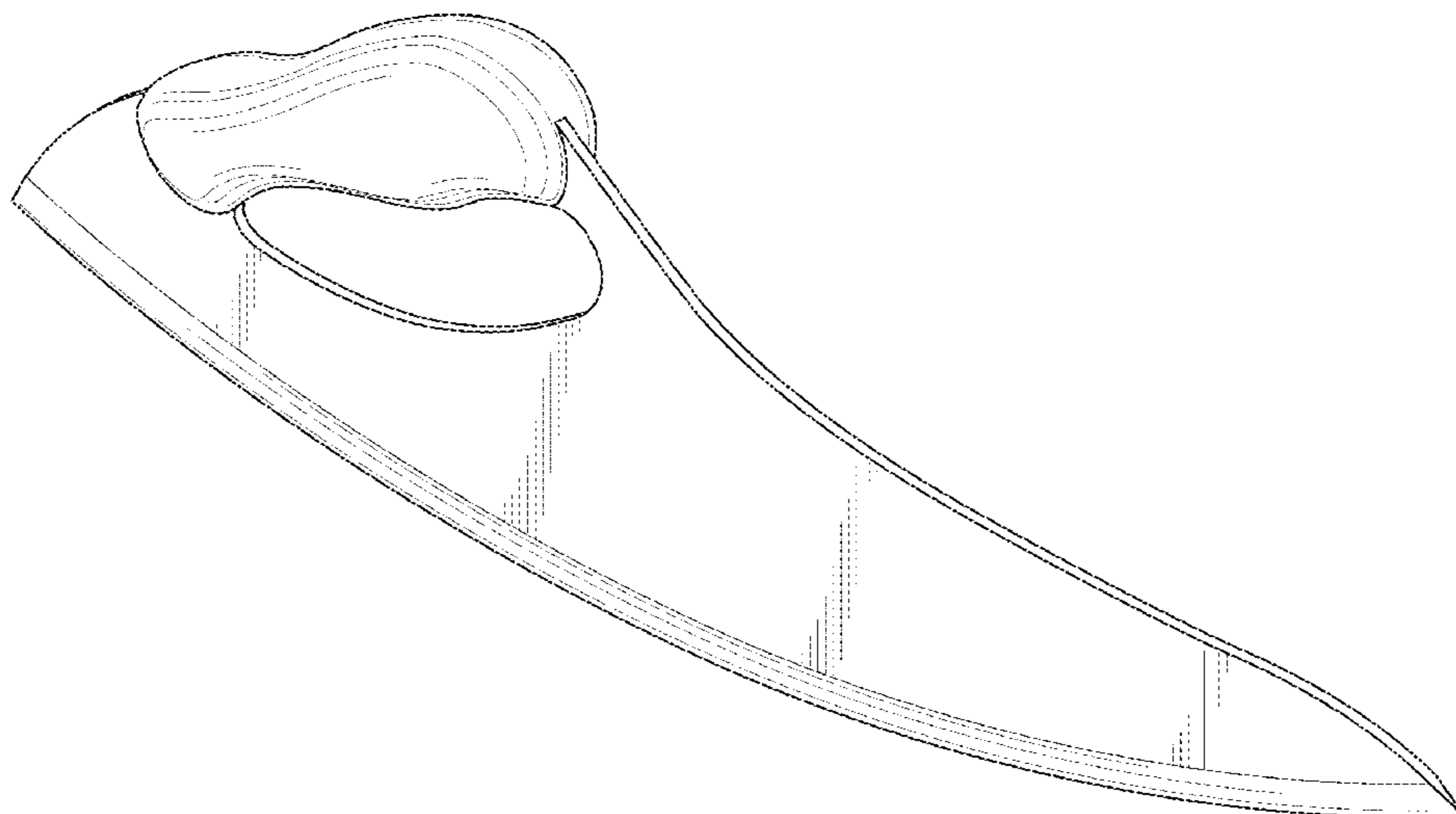
FIG. 4 is an end view from the left of the culinary knife shown in FIGS. 1 and 2.

FIG. 5 is a top view of the culinary knife shown in FIGS. 1-3.

FIG. 6 is an end view from the right of the culinary shown in FIGS. 1-4; and,

FIG. 7 is a bottom view of the culinary knife shown in FIGS. 1-5.

1 Claim, 4 Drawing Sheets



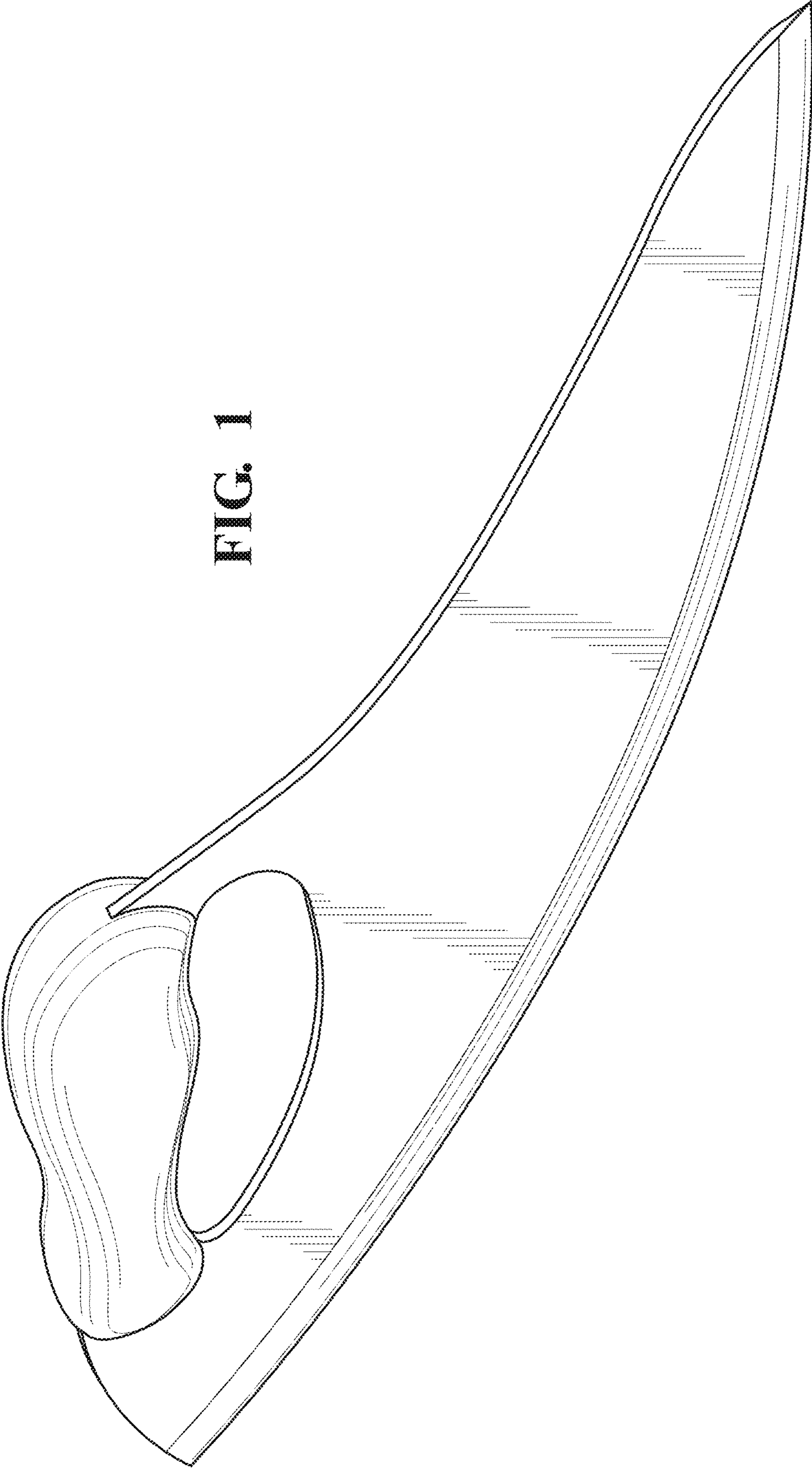
(56)

References Cited

U.S. PATENT DOCUMENTS

D665,631 S * 8/2012 Gonda D7/649
D701,093 S * 3/2014 Follmer D7/649
D749,372 S * 2/2016 Hunkele D7/649
11,007,657 B2 * 5/2021 Dixon B26B 3/00

* cited by examiner



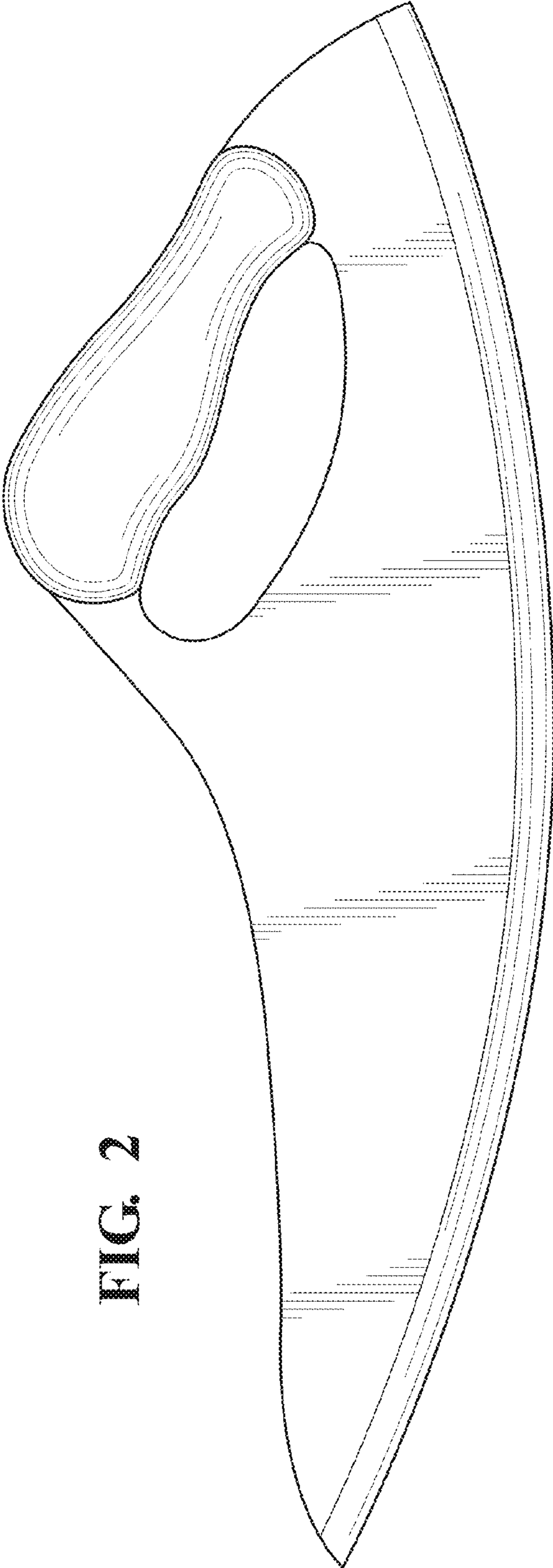


FIG. 2

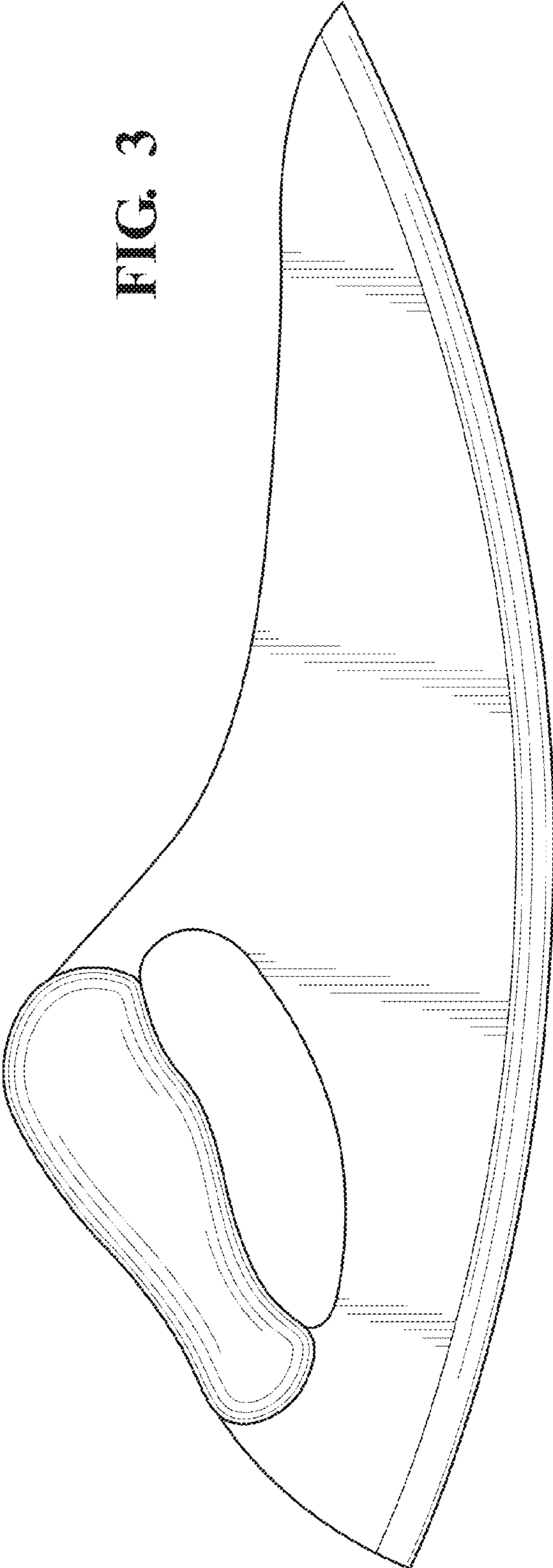


FIG. 3

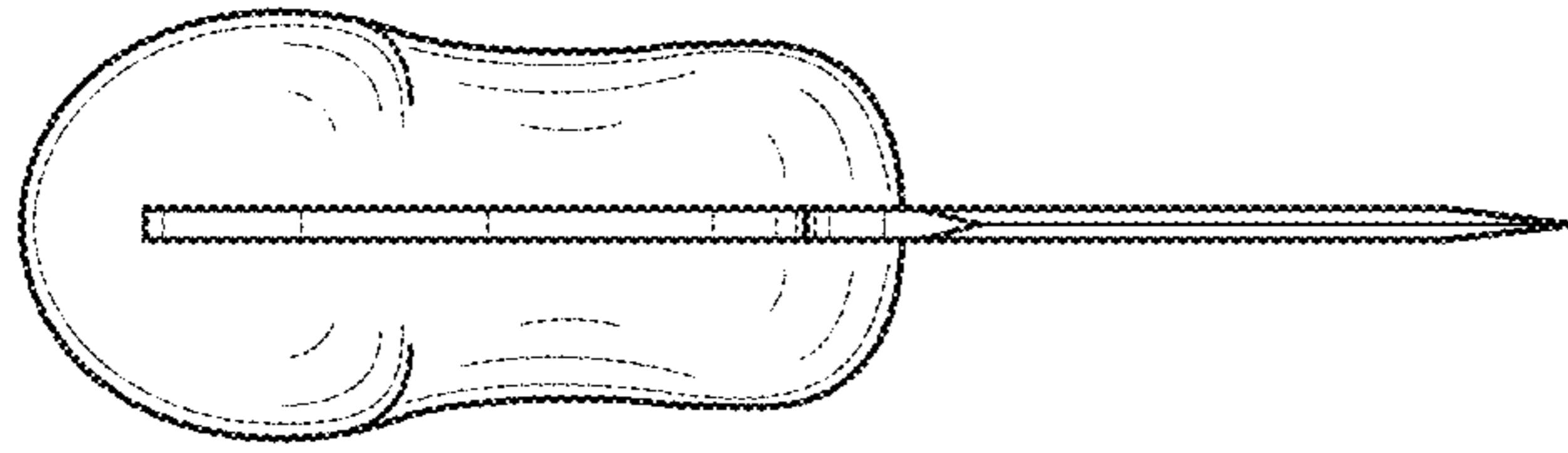


FIG. 4

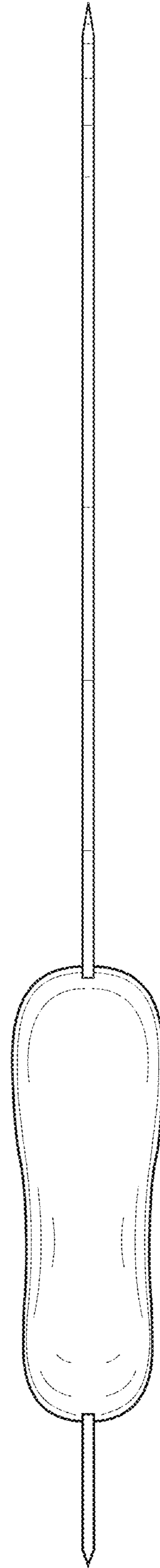


FIG. 5

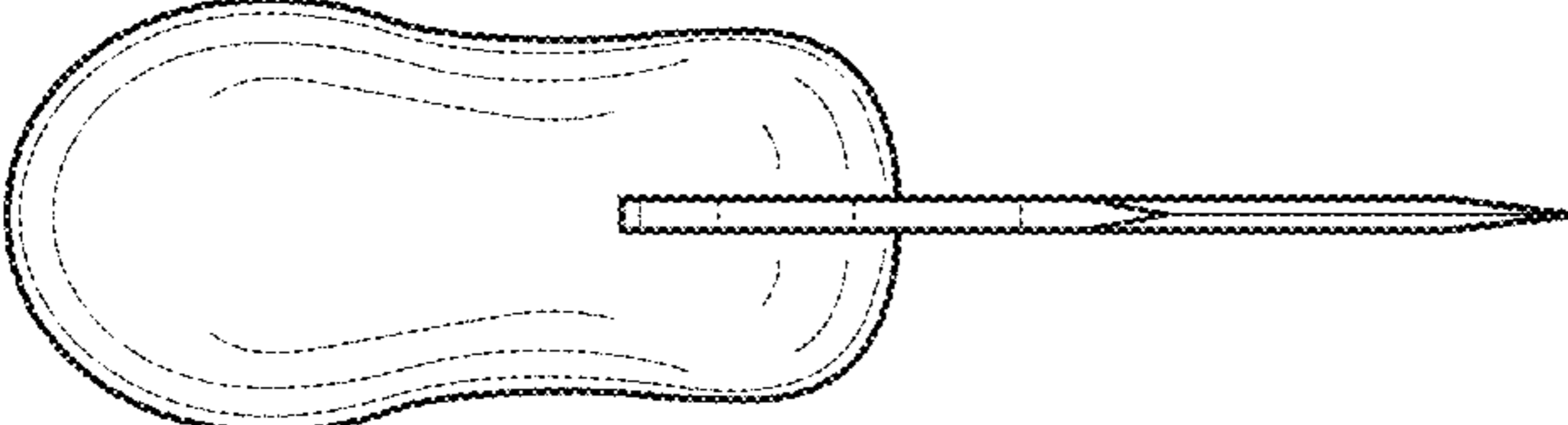


FIG. 6

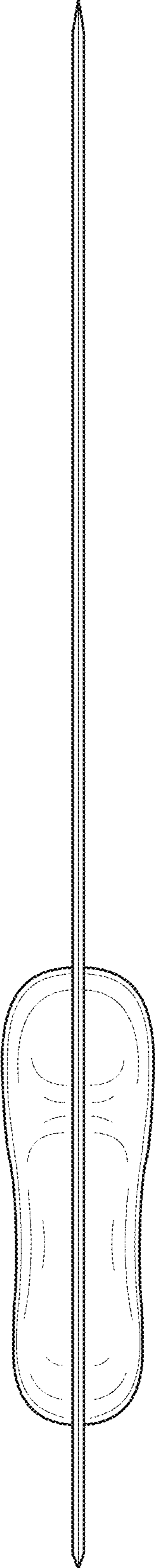


FIG. 7