



US00D955157S

(12) **United States Design Patent** (10) **Patent No.:** **US D955,157 S**
Staltare (45) **Date of Patent:** **** Jun. 21, 2022**

(54) **FERMENTATION CROCK**
(71) Applicant: **Premium Lifestyle Supplies Pty Ltd,**
Melbourne (AU)
(72) Inventor: **Kristopher Frank Michael Staltare,**
Melbourne (AU)
(73) Assignee: **Premium Lifestyle Supplies Pty Ltd,**
Melbourne (AU)
(**) Term: **15 Years**
(21) Appl. No.: **29/753,655**
(22) Filed: **Oct. 1, 2020**
(51) **LOC (13) Cl.** **07-99**
(52) **U.S. Cl.**
USPC **D7/368**
(58) **Field of Classification Search**
USPC D7/368, 601-605, 608, 612, 613, 615,
D7/629; D3/304, 308, 314; D9/500,
D9/502; D11/131, 131.1, 152; D99/5
CPC ... A23B 7/00; A23B 7/10; A23B 7/105; A47J
47/02; A47J 47/08; A47J 47/10; B65D
1/10
See application file for complete search history.

D934,622 S * 11/2021 Diggs A23B 7/105
D7/368
2014/0116271 A1* 5/2014 Diggs A23B 7/105
99/536
2016/0083155 A1* 3/2016 Anderson B65D 51/16
426/7

(Continued)

OTHER PUBLICATIONS

Handcrafted Fermentation Crock by Miki Palchick, first available
Nov. 15, 2017, Smithsonian APA, [online], [site visited Jan. 5,
2022], Available from internet URL: [https://smithsonianapa.org/
picklesandtea/artisan-handmade-fermentation-crocks/](https://smithsonianapa.org/picklesandtea/artisan-handmade-fermentation-crocks/) (Year: 2017).*

(Continued)

Primary Examiner — Mary Ann Calabrese
Assistant Examiner — Natalya M Rapundalo
(74) *Attorney, Agent, or Firm* — Eric Karich; Karich &
Associates

(57) **CLAIM**

The ornamental design for a fermentation crock, as shown
and described.

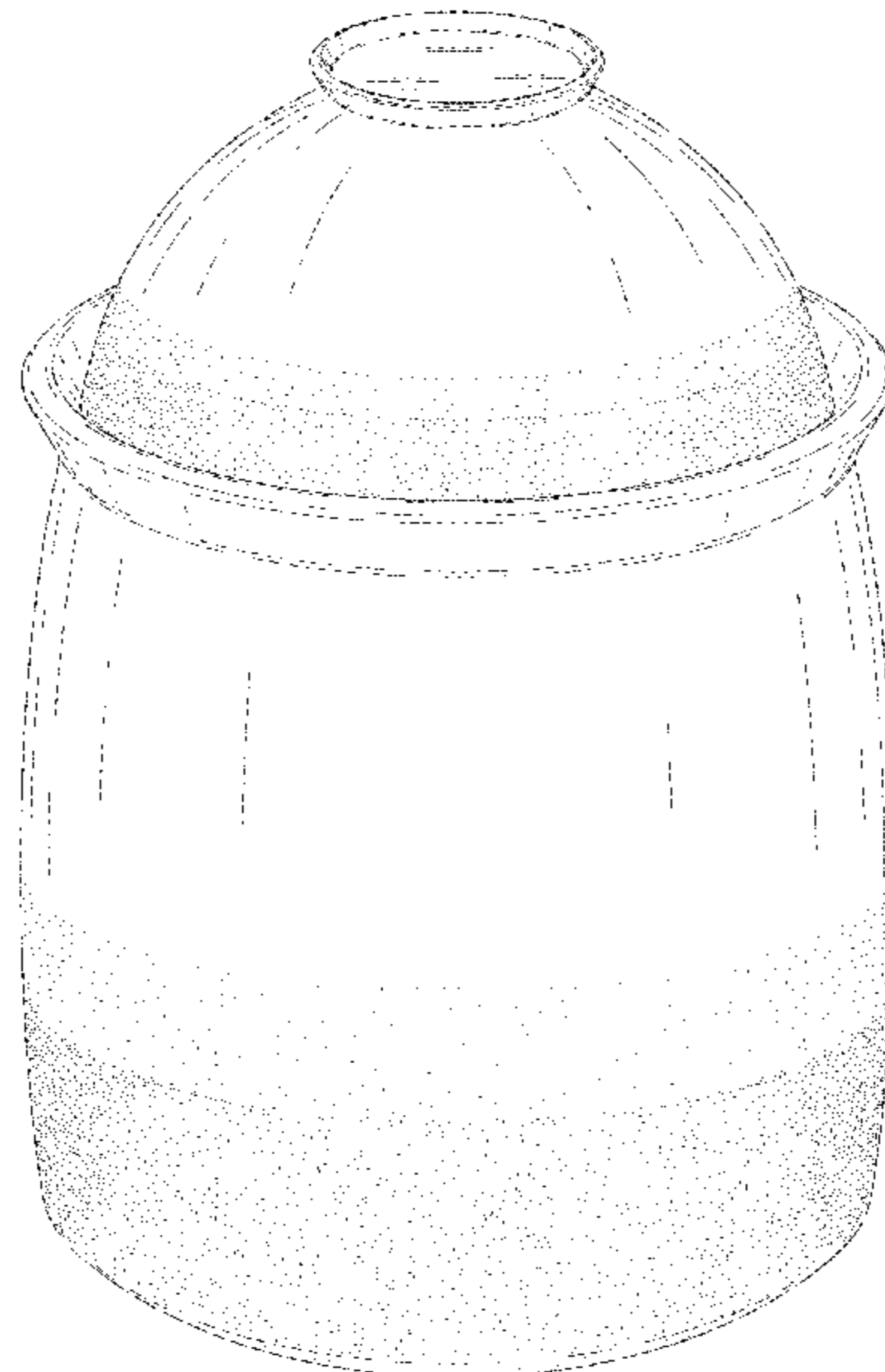
DESCRIPTION

FIG. 1 is a perspective view of a fermentation crock, in an
exploded configuration, showing my new design;
FIG. 2 is a perspective view of the fermentation crock, in a
closed configuration, showing my new design;
FIG. 3 is a front elevational view thereof;
FIG. 4 is a rear elevational view thereof;
FIG. 5 is a left side elevational view thereof;
FIG. 6 is a right side elevational view thereof;
FIG. 7 is a top plan view thereof; and,
FIG. 8 is a bottom plan view thereof.
The broken lines and the area within them shown in the
drawings represent portions of the fermentation crock and
form no part of the claimed design.

1 Claim, 8 Drawing Sheets

(56) **References Cited**
U.S. PATENT DOCUMENTS

D26,062 S *	9/1896	Hunter	D7/540
D176,822 S *	1/1956	Sacia	D7/540
D205,687 S *	9/1966	Bartlett	D7/540
D209,462 S *	12/1967	Benes	D7/540
D305,601 S *	1/1990	Hewson	D7/313
D323,615 S *	2/1992	Carlstrom	D9/746
D572,535 S *	7/2008	El-Ghouyel	D7/500
D658,994 S *	5/2012	Ritzenhoff	D9/500
D692,269 S *	10/2013	Mulgrew	D7/368
D810,498 S *	2/2018	Westfall	B65D 51/16 D7/368
D817,765 S *	5/2018	Kim	D9/503



(56)

References Cited

U.S. PATENT DOCUMENTS

2016/0376075 A1* 12/2016 Bacher B65D 51/145
215/260
2017/0057726 A1* 3/2017 Lee B65D 81/245


OTHER PUBLICATIONS

The 5 Best Crocks for Fermenting at Home, first available Jan. 6, 2018, Saveur, [online], [site visited Jan. 5, 2022], Available from internet URL: <https://www.saveur.com/best-fermentation-crocks/> (Year: 2018).*

Overview—Fermsetti, Fermsetti, [online], [site visited Jan. 5, 2022], Available from internet URL: <https://www.fermsetti.co/pages/overview> (Year: 2022).*

* cited by examiner

Fig. 1






Fig. 2




Fig. 3




Fig. 4




Fig. 5




Fig. 6

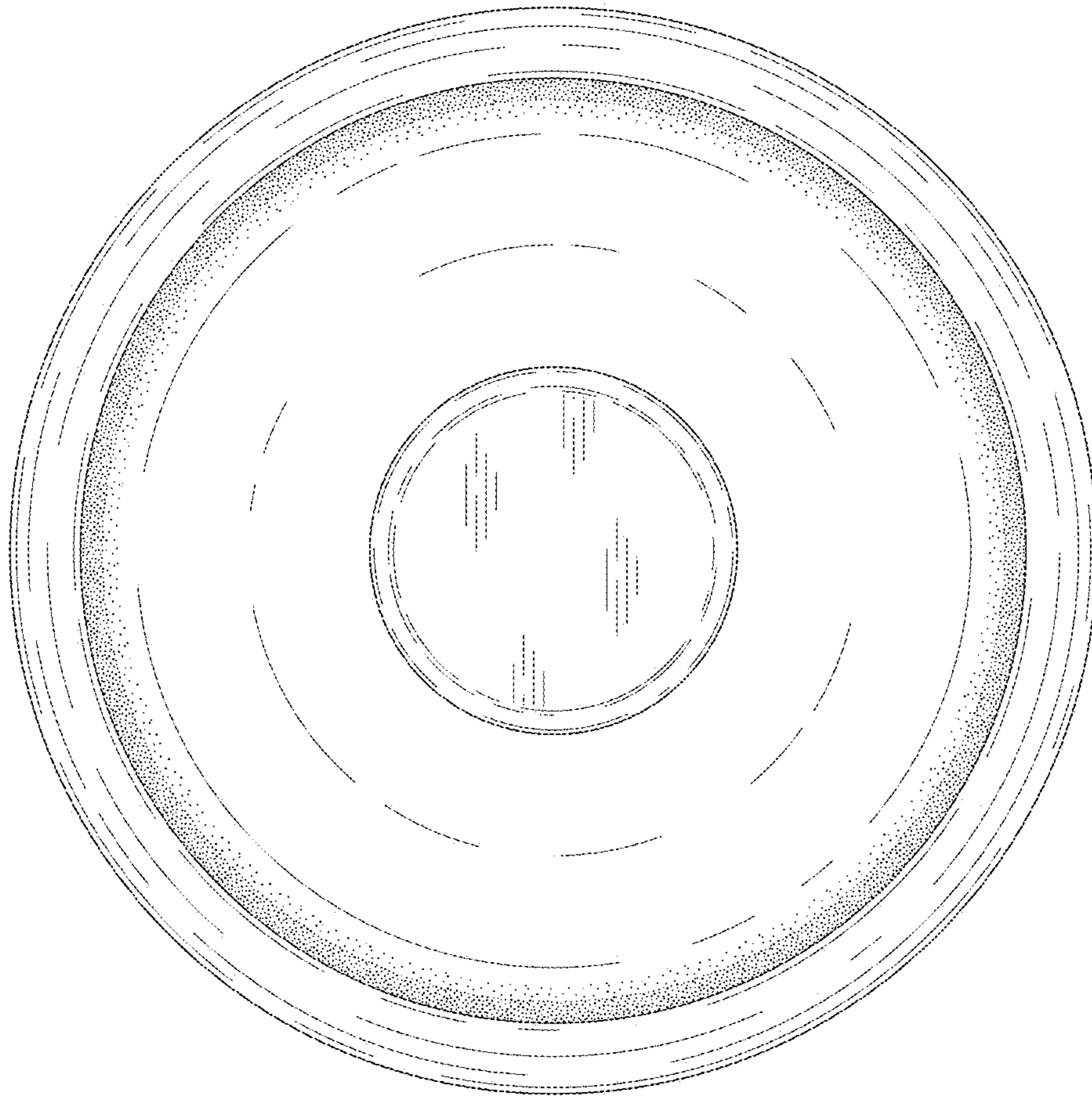


Fig. 7




Fig. 8